




THREE MINI BIBLE COURSES

The World We Cannot See What Sin Does and How to Get Rid of It How We Worship God

A total of 26 Lessons for ages 5-12
divided into 3 separate courses
which can be taught as a connected series
or as separate units



by Margaret Elliott

THREE MINI COURSES IN A SERIES

Organization of the Series

This series is made up of three mini courses. The first course leads naturally into the second and the second leads into the third. Yet each one may be treated as distinct units of study. In the first two courses, the Bible story will form the bulk of the lesson material. However, the Bible story is not an end in itself, but is to be used to point to the theme in the title of the lesson. In the third course, the Bible story is a small part of the lesson. The teacher must add more verses from the Bible and discuss specifically things the children do and see done in church. All materials are based on the New King James Version.

THE WORLD WE CANNOT SEE

Purpose of the Course

To impress on the mind of the students that the most important things in life are not what we see and to teach them what some of those unseen things are.

1. There is a God -- Jehovah against Dagon -- 1 Samuel 4, 5 & 6.
2. There is a Devil -- Satan and Job -- Job 1:1 to 2:1-10.
3. There are angels -- Balaam and the angel of Jehovah -- Numbers 22:1-39.
4. There are demons -- Daughter of a Gentile woman -- Matthew 15:21-28.
5. There are many differences between people and animals. People are made in the image of God.-- Genesis 1:1 to 2:25; and 8:15 to 9:7.
6. There is hope after death for some people -- Revelation 21 y 22.
7. There is punishment after death for others -- Matthew 25:31-46.
8. Review.

TEACHER'S HELPS

THE WORLD WE CANNOT SEE

Included in the packet for this course:
Teacher's Helps
Worksheets
Cover for worksheets
Page of Extra Things for Worksheets
Game
Evolution articles
A completed worksheet for Lesson 5 for teacher's use

Lesson 1

Theme: There is a God -- Jehovah against Dagon -- 1 Samuel 4, 5 y 6.

Application

We worship the all-powerful God whom we cannot see. Idols cannot do anything.

Study Helps

Study what the Bible says about the contrast between God and idols. Jeremiah, chapters 10, 11, & 17; and Isaiah 40, 44, 45, & 46 give some excellent material in this. Psalm 115 describes an idol perfectly. Some Psalms that tell a lot about what God is like are 86, 89, 145, 146, & 147. Also study the scriptures used on the student worksheet. All of this will give you a good background for discussion with the class. Do not attempt to include all of this material in the story.

Visual Aids

In keeping with the title of this course, print the secret, invisible word in large letters on paper or light cardboard to display on the flannel board, slot board or bulletin board. Before class cover it with a cloth or a piece of plain paper until the right moment to ask the class, "What is important in our story today that we cannot see? The secret word is hidden behind this cloth. Who can guess what it is?" If they cannot guess, give them clues. The secret word for Lesson 1 is *God*.

Other visuals--pictures of present-day idols to be used in connection with Psalm 115 bringing out the contrast between idols and God.

Worksheet

Try to use the Bible as much as the students are able throughout this course to solve the puzzles or to emphasize the point of the lesson theme. The puzzles are based on the *New King James Version*.

Prepare a little paper block for each student (found on the page of Extra Things for Worksheets). Follow the instructions on the worksheet. The word or words are the same as the secret word in each lesson.

Project

To add interest to the review Lesson (#8) a memory game is provided for each student to make. Preparing the game pieces can be used as a weekly project as time permits. These are the steps for the students to take to make the game:

1. Have the students color the matching blocks with the same colors. There are two of each kind.
2. Glue the sheet of blocks to light cardboard, making sure that the glue covers the paper well.

3. When the glue is thoroughly dry cut on the lines that divide the blocks from one another. An envelope for each student to make in which to store his game is included in the packet.

The rules for the game are on the review lesson sheet.

Lesson 2

Theme: There is a Devil -- Satan and Job -- Job 1:1 to 2:10.

Application

We can't see the Devil, but he is real. He's an evil liar who wants us to follow him but we must refuse.

Study Helps

Use a concordance to study what the Bible says about the Devil (Satan-- Revelation 12:9). Study the scriptures used on the worksheet.

Note that there is only one Devil but there are many demons (Lesson 4).

Explain the names of the Devil--Satan, deceiver, enemy, serpent, dragon.

Visual Aids

Lesson 1 tells how to use the secret word. Words for today are *Devil*, *Satan*.

This lesson would be a good one to use stick figure drawings on the blackboard or on a large sheet of paper.

Worksheet

Blocks of paper for the students to cover the 2 names of the invisible person in the verse. There are 2 words to cover in this verse--*Devil*, *Satan*

Project

Continue with the next step as listed in Lesson 1.

Lesson 3

Theme: There are angels -- Balaam and the angel of Jehovah -- Numbers 22:1-39.

Application

Angels are special beings who are God's messengers and workers. They are invisible but many times in the Bible they had the power to make themselves visible. Angels do not bring messages from God now days because we have the Bible.

Study Helps

Angels are God's messengers from heaven:

Luke 1:19.

Angels can talk:

Luke 1:13

Luke 1:28.

When angels appear they look like men and they do not have wings:

Daniel 8:15, 16

Acts 10:3, 30

(Other heavenly beings, called seraphim have wings--Isaiah 6:1-3.)

Make a list of familiar Bible stories that have angels in them. This will help you to give clues to the students so they can answer the discussion question on their worksheets.

Visual Aids

Make enlarged copies of the small pictures that are to be pasted on the worksheets.

The word for this lesson is *angels*.

Worksheet

Block of paper.

Small pictures that tell the story are found on the page of Extra Things for worksheets. Students paste them in the correct order.

Lesson 4

Theme: There are demons -- Daughter of a Gentile woman -- Matthew 15:21-28.

Application

Demons are invisible beings that can talk, live inside of people, and move from place to place. Demons believe in God and are afraid of Him but they do not obey Him. They work for Satan.

Study Helps

Scriptures to study: Mark 3:22 (Beelzebub is another name for Satan); James 2:19. Use your Bible concordance for more scriptures.

Make a list of familiar Bible stories containing demons so you are prepared to give the students clues to answer the question on the worksheet.

Visual Aids

Use the picture on the worksheet.

The word for this lesson is *demons*.

Worksheet

"Color" the picture by cutting cloth or colored paper for the clothes.
Blocks of paper.

Lesson 5

Theme: There are many differences between people and animals. People are made in the image of God. -- Genesis 1:1 to 2:25; & 8:15 to 9:7.

Application

We are not animals. We have an invisible part inside of us that God put there especially so we would be different. That invisible part is called our spirit. God is a spirit and He gave us a spirit. This is what it means to say we are "made in the image of God." Animals do not have a spirit.

Study Helps

Enclosed as separate sheets are the following:

1. A completed copy of the chart on the student's worksheet.
2. A flyer, *Are We Descendants of Monkeys?*
3. An article: *Data About the Theory of Evolution*.

Visual Aids

1. Copy the enclosed chart on a large sheet of paper. Leave the same words blank that are blank on the student's worksheet. Put a list of words on the board from which the students can choose the answers. (A completed chart for the teacher is enclosed with this packet.) Fill in the blanks as you discuss each comparison with the students. Have them give examples of each point. Examples:

- Changes the earth: parks, highways, buildings, cities.
- Makes machines to move him around: cars, buses, bicycles, airplanes, boats.
- Eats animals: fish, chicken, beef, bacon.
- Uses fire: to cook, to burn garbage, for light, to warm himself.
- 2. Pictures of people and animals.
- 3. The words for this lesson are in the image of God.

Worksheet

The students fill in the chart.

Lesson 6

Theme: There is hope after death for some people -- Revelation 21 y 22.

Application

Heaven is a real, invisible place where God and Jesus live. We want to obey God and Jesus so we have hope of going to heaven to live with them when we die.

Study helps

Explain:

eternal and everlasting mean has no end, goes on forever.

Worksheet

Assign the words from the list according to age and ability. The ones who can't read can simple color the city yellow and the words outside red.

Visual Aids

The word for this lesson is hope.

Lesson 7

Theme: There is punishment after death for others -- Matthew 25:31-46.

Application

The place of punishment after death is invisible. But the people who do not obey God will go there when they die.

Visual Aids

The word today is punishment

Lesson 8

Theme: Review.

Instructions 1 to 4 may be done at the end of earlier lessons, as time permits. Or the teacher can make preparations 2 to 4 before the review lesson.

1. There are two pages for the game. Have the students color EACH MATCHING PAIR a different color. For example: 2 cards "Jehovah God" colored yellow; 2 cards "Satan" colored red; etc.

2. Have the students cut off the margins of the pages, leaving only the blocks of small "cards".

3. Glue the pages of "cards" to 2 pieces of light cardboard cut to fit the blocks of cards. (You can use cereal boxes, gluing to the printed side so that the back of the cards is plain.

4. When these are dry, cut the cards on the lines.

Pair the children and have them play the game. The instructions are on the student's worksheet. Before they start, have them name all the invisible things they have learned about. The children who can't read can play the game by colors. After the game, have the students repeat the verse that goes with the word they matched.

Review the lesson stories and other important information.

by Margaret Elliott
English 2000

Are We Descendants of Monkeys?

In the subdivision Modelo of San Salvador, El Salvador, there is zoo that has various species of monkeys. The public is entertained by the games of these beings that are somewhat similar to man. But, have you noticed that, in the whole world, there does not exist a single zoo where monkeys have men imprisoned?

Much is said now days of "missing links" and of "men-monkeys". Almost all these ideas are based on a few fragments of bones that the scientists have dug up. But the real difference between man and all species of monkeys has **nothing** to do with their bones! Archaeology **never** will be able to find the "missing link," because that "link" is of the spirit.

A human being is not a developed animal. He is a distinct class. The difference consists in the mind, that is to say, in the spirit. The theory of evolution says that life and mind have come about accidentally from material lacking life. The Bible says that we were created by the eternal God (Genesis 1:1). Then, what is it that we must believe?

Let's face reality. Only man can study his own origin. Only man can dress himself. Only a human being is a farmer. It is only man who can use and control fire. It is only man who builds and uses hospitals, skyscrapers, and schools. Only man is the one who invents and makes buses, ships, airplanes and satellites.

Only man can converse. Some scientists raised chimpanzees as if they were their children, teaching them to speak. But they could only learn six simple words. A parrot can talk much more! Animals never make progress. Century after century they live in the same way. It is only a human being that can write, transmit his knowledge to other generations, and thus make progress in his knowledge, possibilities, and ways of living.

Evolution denies the scientific reality that life comes only from the same life. The Bible agrees with science in this. The Bible says that Christ is without beginning (Hebrews 7:3), and that "in Him was life" (John 1:4). Evolution denies the scientific reality that "like produces like". Also in this the Bible concurs with science, since it was God who gave the order to all to reproduce "according to your kind" (Genesis 1:11,21,24).

Evolution denies the reality of the human spirit. But the Bible concurs with our common sense. It says that "God is Spirit" (John 4:24), and that we were created in the image and likeness of God (Genesis 1:26). Evolution **never** will be able to explain the great chasm that separates man from animals. The only alternative is to believe in the existence of the eternal Creator God!

FACT SHEET ABOUT THE THEORY OF EVOLUTION

STUDENTS!

There are only two explanations of how you and all the other human beings came into existence. That is right: only two and no more. One of these explanations says that man began thousands of millions of years ago when a kind of accident forced material without life to change into a very tiny living animal. This explanation says that this very tiny animal then changed gradually over these thousands of millions of years and has come to be every living thing that has ever lived, including you and all the rest of the people that ever have lived.

You know the theory. It is called **evolution**.

You know that this theory also says that each form of plant life came into existence by accident. This means that all the food that you know, all the flowers and the trees, all the amazing processes that happen in the world of plants like photosynthesis and pollination, came into existence and continue like they are by means of a total accident.

You probably believe that the theory of evolution is scientific. You hear it presented on television. You hear it in school. You read it in books and magazines. Most likely you believe that human beings are simply animals that developed from inferior animals.

This sheet contains incontestable proof that evolution **is not true**. It contains sure proof that evolution is **impossible**. We challenge any scientist anywhere to present himself and deny these scientific facts.

Following are **ten reasons why evolution is impossible**. (Ask any science teacher if each reason is 100% true or not. Then ask that teacher to help you get rid of this great lie from the school system, from television, and from books.)

1) The marvelous world; a globe with water, air, gravity, heat, land, and literally thousands of other inexplicable characteristics, is assumed by pure evolutionists to have happened by nothing more than an accident before the era of evolution had begun. It is absolutely unscientific to base a theory on something that is impossible, and it is impossible beyond all rational question to assume that the earth (and the whole universe!) acquired its balance, its intricacy, its precision, and its size accidentally. However, pure evolution began by assuming that this magnificent earth only came to be as it is, by means of an accident. This is not a scientific premise and whoever says that it is, is giving you nothing more than an opinion that is not scientific.

2) It is not scientific to say that life comes from material that is not living. This notion, called spontaneous generation, plainly is disowned by scientists. However, evolution is based solely on this rejected idea. Evolutionists say that at one time there was no life, only dead matter. Then life came out of the dead matter. This is spontaneous generation, a myth that is not scientific. Do you believe it is right to teach lies on television, in the schools, in books and magazines, as if it were the truth?

3) The theory of evolution is also based on the premise that life developed very gradually over **thousands of millions** of years during which time conditions on the earth remained virtually the same. This is called uniformitarianism. The dating methods that are used to calculate such periods of time are beyond proving. They can not be proved because nobody knows nor is able to know if the rate of decay has been the same over the years. For this reason these dating methods are not scientific. The theoretical geological column in truth is not found in any part of the world. But, more important, is the fact that there is abundant evidence that shows without any doubt that the conditions in the earth have not remained the same. The truth is that this simple evidence shows clearly that the earth has suffered violent changes (tropical vegetation in the polar regions, marine shells on high mountains, animals frozen so fast that undigested food is still in their stomachs,

etc.). It is not scientific to ignore the facts that prove that dating methods, the geological column, and evolution are false teaching. Schools must stop teaching that evolution is scientific. Evolution is **not** scientific! It is anti-intellectual to believe something that can be proven to be impossible!

4) Natural Selection was Darwin's main idea of how evolution happened. The fittest survived and the less fit died. Very well! But where is evolution in this? The fact that a certain rabbit can run faster or jump higher and thus can live longer and reproduce more rabbits, in no way implies that the rabbit (nor his descendants) would be more fit to survive if it would be developed into another animal. The truth is that the opposite is true. Whatever change in the physical or mental characteristics of a rabbit would make it less fit, not more fit, to survive. Natural Selection cannot explain evolution. Nobody can explain how evolution came about because **it never happened!** This is a fact and whoever says that it is not, is making himself a fanatic **not** a scientist.

5) For many years the "scientific" evolutionists have tried to say that mutations explain how evolution happened. All this time all the scientists have known and have admitted that mutations damage and/or kill rather than improve, as the theory of evolution demands. Nevertheless, evolutionists insist that we believe that one in a hundred thousand or one in a million mutations are beneficial, and that accident has selected these and has changed them in all of existent life. Nobody has ever seen a positive mutation and nobody is able to describe one. Nevertheless, we are taught to accept as scientific the idea that mutations explain evolution. Mutations can not explain evolution, and anyone who says that they can, is not speaking as a scientist.

6) Students, how many times have you seen and heard the idea that scientists have the proof for evolution by examining the **fossil** record, in the bones? Here is the truth; let whatever scientist present himself and deny it if he can: there is no bone in the world that shows an animal developing into another. All the pictures and photographs in your books are there to convince you that man evolved from creatures of a kind of monkey (the Java man, the Neanderthal man, the Nebraska man); all have been proved not to be missing links. All have been proved to be either monkeys, or men, not to be monkeys changing into men. (**The so-called Nebraska man was constructed on the evidence of a tooth that turned out to be the tooth of an extinct pig!**) There are no monkey-men because evolution is a grand deception. The supposed evolution of the horse, eohippus, which is without doubt in your science book, has been proved to be impossible. Look through your science book for more so-called deceiving evidences for evolution. Is the peppered moth there? It is still a moth, right? Is there a picture of the Haeckel's embryological chart there? Your book does not tell you that Haeckel was kicked out of the university for misrepresenting the truth about embryos, does it? Doubtless your book mentions the fruit fly, *Drosophila Melanogaster*. But does it tell you that exhaustive experiments proved beyond any question that mutations never can explain evolution? Ask your science teacher what he can tell you about these great deceptions which cannot continue under the name of science. Fossils all show complete specimens. They were not being changed into anything. The true scientist **has to** look at the vast record of fossils and admit that it proves one thing beyond question, namely that no fossil has ever been uncovered which shows one animal changing into another.



7) It is an indisputable scientific fact that diverse classes of animals do not mate and do not produce offspring. The extent to which this process goes can be seen with the sterile mule and certain hybrid fruits. Once again evolution insists that what happens, does not happen, and can not happen, even with careful planning--much less as a total accident!

8) DNA (an abbreviation for deoxyribonucleic acid) proves that evolution is impossible. DNA -- a tiny spot the size of a period at the end of a sentence when you yourself were first conceived -- contains all the information about how you were going to be when you grew up. (Can such things happen by accident?) Your DNA "knows" what color your hair will be, the color of your eyes, how tall you will be, all that is you and what you will be! The DNA of a rosebush "knows" how it will be.

THE WORLD WE CANNOT SEE

There are many differences between people & animals

People are made in the Image of God -- Genesis 1:1 to 2:25 & 8:15 to 9:7

| | |
|---|--|
|  |  |
| <p>CHANGE the earth</p> | <p>ADAPT to the earth</p> |
| <p>Make MACHINES to move themselves</p> | <p>Move ONLY BY THEMSELVES</p> |
| <p>Eat ANIMALS</p> | <p>FOOD for people</p> |
| <p>USE fire</p> | <p>LEE from fire</p> |
| <p>CULTIVATE and COOK food</p> | <p>LOOK FOR food</p> |
| <p>MAKE clothes and DRESS themselves</p> | <p>are USED for clothes</p> |
| <p>Become DOCTORS & make MEDICINES</p> | <p>Get well NATURALLY or die</p> |
| <p>SPEAK and WRITE with words</p> | <p>Make NOISES</p> |

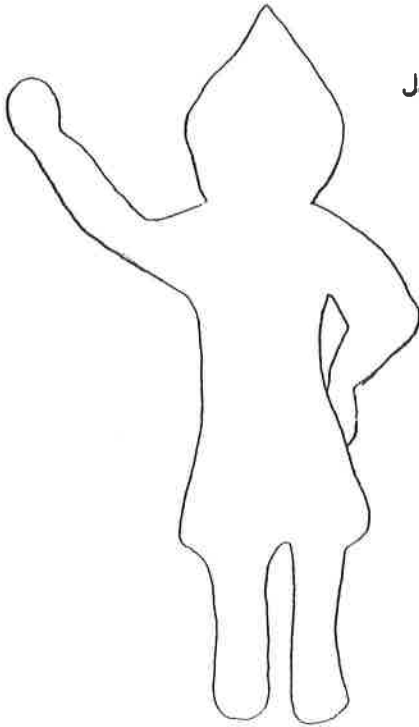
*So God created man in His own image...
in the IMAGE OF GOD ...
male and female He created them.*

*THE
WORLD
WE
CANNOT
SEE*

THE WORLD WE CANNOT SEE

There is a God

Jehovah against Dagon -- 1 Samuel 4, 5, and 6



Fit the puzzle pieces together to see what the Philistines had to mend after God had broken it.

JEHOVAH GOD

Draw a line from the picture that you made in the puzzle to the list of words that describe an idol.

1. Draw a star around the list of words below that tell us what God is like.
2. Draw a line from the star to the word in the verse that tells someone who is invisible.
3. Draw another line from the star to the name of that invisible person.

His name is:

can't see
can't hear
can't speak
can't do anything

stays in one place
knows nothing
feels nothing
can be seen anytime
has no life

sees everything
hears everything
can speak
does wonders
can do anything
is everywhere
knows everything
loves people and hates sin
no one can see Him
is alive

Using a small block of paper, cover the word for the invisible person in the verse.
Paste the paper only at the top edge so it can be lifted.

No one has seen GOD at any time...

John 1:18

THE WORLD WE CANNOT SEE

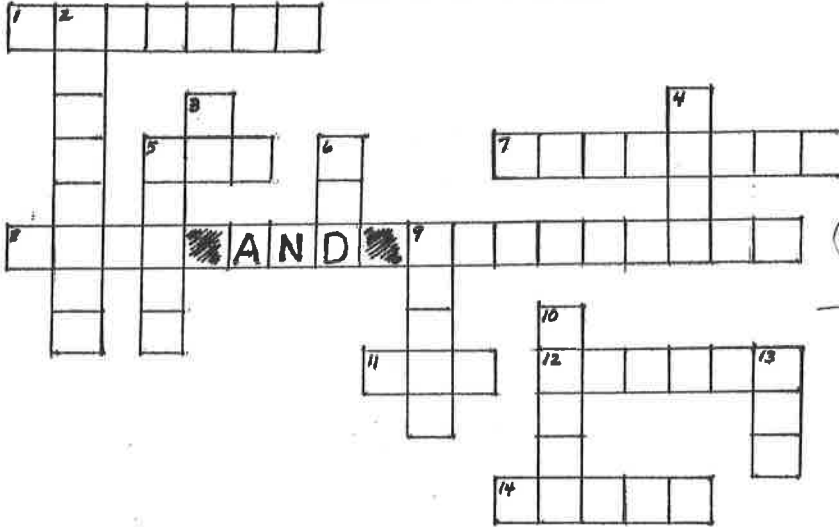
There is a Devil

Satan and Job -- Job 1:1 to 2:1-10

Fill in the crossword puzzle with words about the Devil.

Follow the clues. Use your Bible.

Choose your answers from the list of words.



List of Words

ANGELS

DAUGHTERS

DECEIVES

DEVIL

ENEMY

EVERYONE

FIRE

GOD

HIS

JESUS

JOB

NO

SATAN

SERPENT

SIN

SONS

ACROSS

1. What kind of animal is the Devil called? (Revelation 12:9)
5. Name the man whose faith Satan tried to destroy. (Job 1:9-12)
7. What does Satan do to the whole world? (Revelation 12:9)
8. People in Job's family whom Satan killed. (Job 1:18,19)
9. Other people in Job's family whom Satan killed.
- 11 & 12. Who will be in the fire with the Devil? (2 words; Matthew 25:41)
14. What is the Devil called in Matthew 13:39?

DOWN

2. Who in this room does Satan want to sin?
3. Are we going to do what the Devil wants?
4. What is prepared for the Devil? (Matthew 25:41)
5. Whom did the Devil tempt in Matthew 4:1?
6. Whom did Job fear and obey? (Job 1:1)
9. Who is the father of lies? (John 8:44)
10. What is the Devil's name? (Revelation 12:9)
13. What do people do who follow the Devil? (1 John 3:8)

*...the great dragon,...that serpent of old,
called the DEVIL and SATAN,
who deceives the whole world... Revelation 12:9*

Using a block of paper, cover the word for the invisible person in the verse. Paste only at the top edge.

THE WORLD WE CANNOT SEE

There are angels

Balaam and the angel of Jehovah -- Numbers 22:1-39

Paste the pictures in the correct order so they tell the story.

| | | | |
|--|--|--|--|
| | | | |
| | | | |
| | | | |
| | | | |

What is an angel? _____

Think and Tell

What other Bible stories do you remember that have angels in the story?

*Bless the Lord,
you His ANGELS ...*


Psalm 103:20

THE WORLD WE CANNOT SEE

There are demons

Daughter of a Gentile woman -- Matthew 15:21-28

Color the picture according to your teacher's instructions.



Demons are invisible beings that can talk, live inside of people, and move from place to place. Demons believe in God and are afraid of Him but they do not obey Him. Demons work for Satan.

Cross out the wrong words.

Demons (do good, do evil).

Demons work for (God, Satan).

(Jesus has, demons have) more power.

Think and Tell

What other Bible stories do you remember about demons?



*Jesus said "...I cast out DEMONS
with the finger of God..."*

Luke 11:20

THE WORLD WE CANNOT SEE

There are many differences between people & animals

People are made in the image of God -- Genesis 1:1 to 2:25 & 8:15 to 9:7

| | |
|---|--|
|  |  |
| <p>----- the earth</p> | <p>----- to the earth</p> |
| <p>Make ----- to move themselves</p> | <p>Move -----</p> |
| <p>Eat -----</p> | <p>----- for people</p> |
| <p>--- fire</p> | <p>----- from fire</p> |
| <p>----- and ----- food</p> | <p>----- food</p> |
| <p>----- clothes and ----- themselves</p> | <p>are ----- for clothes</p> |
| <p>Become ----- & make -----</p> | <p>Get well ----- or die</p> |
| <p>----- and ----- with words</p> | <p>Make -----</p> |

So God created man in His own image...

in the IMAGE OF GOD ...

male and female He created them.

Genesis 1:27


THE WORLD WE CANNOT SEE

There is hope after death for some people

Revelation 21 and 22

This is a double word-find puzzle. Some of the things will be inside the heavenly city and some will be outside. Before you look for each item think about whether it will be inside or outside.

If it will be inside, mark it with yellow. If it will be outside mark it with red.



I D O L A T E R S P
I E T E R N A L
A U N B E L I E V I N G
C R Y I N G C N
S G U
D E A T H S O R R O W
T E A R S
F I R E

Words To Look For

TREE
THRONE
DEATH

LIGHT
CURSE
SORROW

JERUSALEM
CRYING
ETERNAL (1)

ETERNAL (2)
IDOLATERS
NEW

GOLD
GLORY
LIARS
STREETS
GOD
LIFE
RIVER
UNBELIEVING

TEARS
SAVED
EARTH
JESUS

HEAVEN
PAIN
NIGHT
CLEAN
LAMB
FIRE

When you finish the puzzle, color the city yellow and outside the city red.

*...the HOPE which is laid up
for you in heaven...*

Colossians 1:5

THE WORLD WE CANNOT SEE

There is punishment after death for others

Matthew 25:31-46

Fill in the crossword puzzle. Follow the clues. Choose answers from the list of words.
Use your Bible. Look in Matthew 25.

ACROSS

3--Who will come to Jesus? (v.32)

9--"I was _____ and you gave Me no drink." (v.42)

10--"_____ and in prison and you did not visit Me." (v.43)

12--What will He do to the sheep and goats? (v.32)

13--"I was _____ and you gave Me no food." (v.42)

14--Who is going to come in glory? We call Him _____. (v.31)

15--"_____ and you did not clothe Me." (v.43)

DOWN

1--Jesus is punishing them because they did not _____. (v.44)

2--Where does Jesus send them? (v.41)

5--"The fire is prepared for the _____ and

4-- his _____." (v.41)

6--"_____ and in _____ and you did not visit Me." (v.43)

7--Where will the Son of Man (Jesus) sit? (v.31)

8--"I was a _____ and you did not take Me in." (v.43)

11--What does He call those on the left hand? (v.41)

13--What name given to the place of eternal punishment? (Matthew 5:22)

List of Words

ANGELS

CURSED

DEVIL

FIRE

JESUS

HELL

HUNGRY

MINISTER

NAKED

NATIONS

PRISON


SEPARATE

SICK

STRANGER

THIRSTY

THRONE



And these will go away into everlasting PUNISHMENT...

Matthew 25:46

THE WORLD WE CANNOT SEE

Review

This is a memory game of the people and things that are real but invisible.

The object of the game is to make pairs of the cards that say the same thing.

Game For Two or More Players

1. Cut out the cards.

2. Mix the cards face down.

Spread the cards one at a time on the table, with the side containing words turned down. Everyone must be able to reach them.

3. The youngest player begins first.

The player turns face up any 2 cards he chooses to see if they match (have the same words).

Each card must be turned over completely so that all the players can see the word on the card.

If the cards match each other, the player places them in front of himself or herself.

This player takes another turn and continues having turns until he fails to match two cards.

If they do NOT show the same words, he turns them face down again in the same places on the table. Then, the next player takes his turn, doing the same thing.

4. The secret of the game is to remember what is on each card. Then, when it is your turn you can choose to turn over the two that you remember match each other and make a pair.

5. The game continues until all the cards have been matched and placed in front of a player.

Each player counts the pairs he has in front of him or her.

The player with the most pairs wins.


Game For One Person

1. Prepare the game as it is described above.

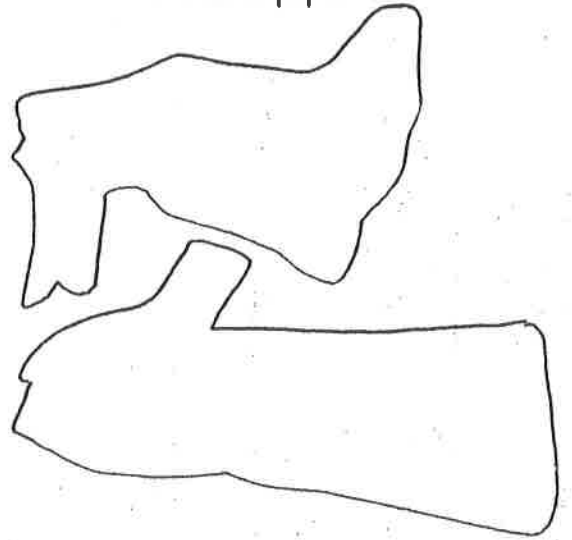
2. Count the number of turns it takes to combine all of the cards.

3. Try to remember better each time you play the game.


Extra Things for worksheets, *The World We Cannot See*



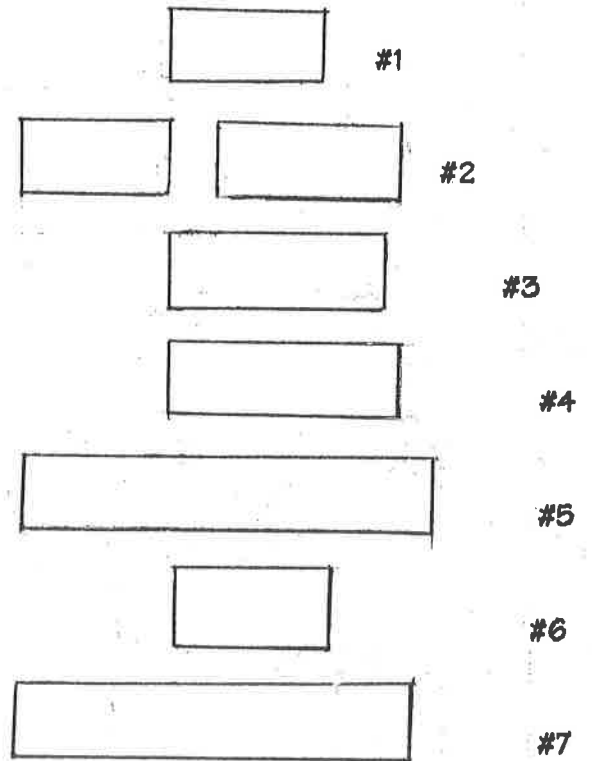
#4 Patterns to make clothes out of cloth or colored paper.



#3



Boxes to cover key words in verses



| | |
|-------------------------|-------------------------|
| Jehovah God | Jehovah God |
| Satan | Satan |
| Devil | Devil |
| Angels | Angels |
| Demons | Demons |
| Image of God | Image of God |

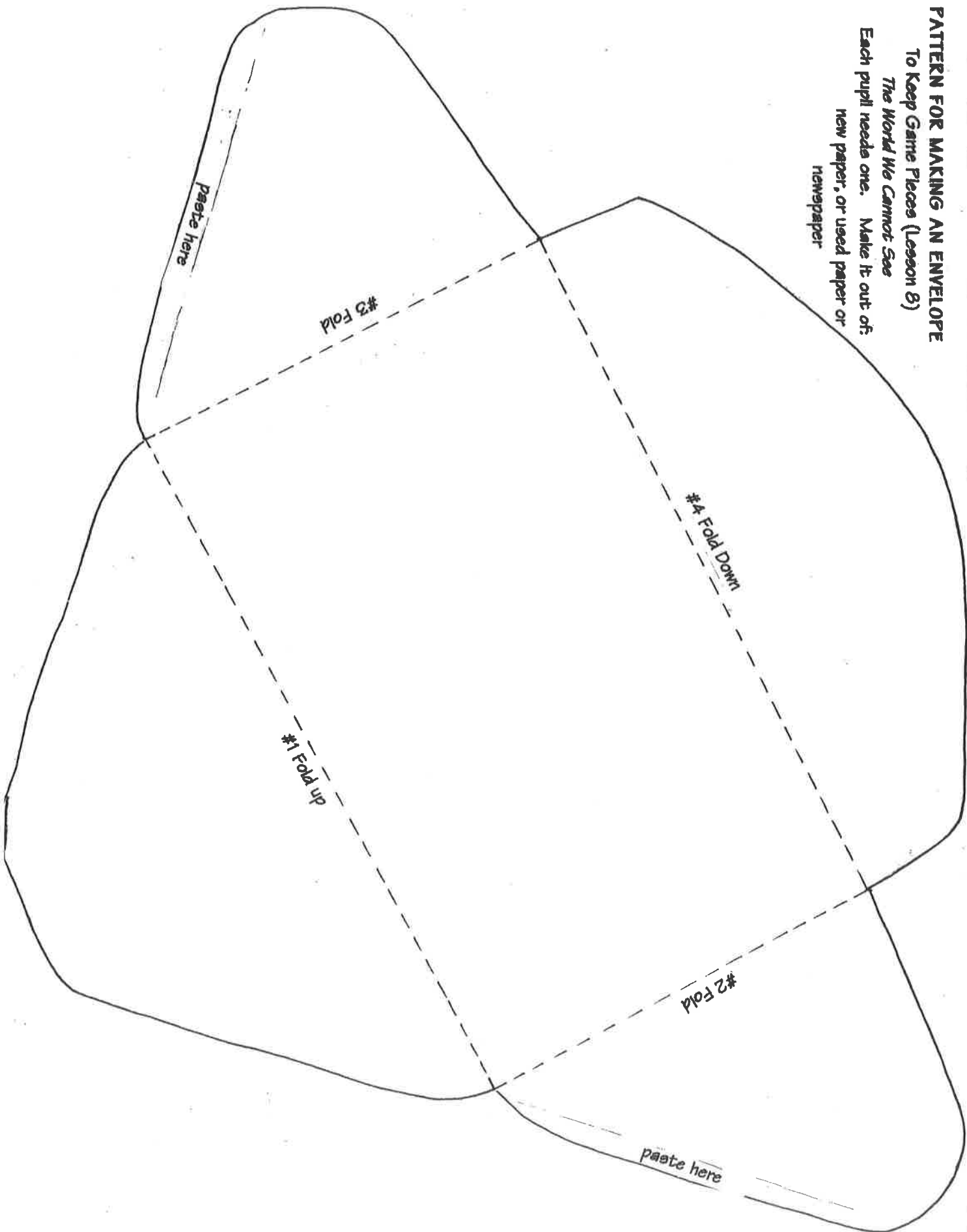
| | |
|-------------------------------|-------------------------------|
| Eternal Life | Eternal Life |
| Hope | Hope |
| Second Death | Second Death |
| Eternal Punishment | Eternal Punishment |
| New Jerusalem | New Jerusalem |
| Spirit | Spirit |

PATTERN FOR MAKING AN ENVELOPE

To Keep Game Pieces (Lesson 8)

The World We Cannot See

Each pupil needs one. Make it out of:
new paper, or used paper or
newspaper



WHAT SIN DOES AND HOW TO GET RID OF IT

Purpose of the Course

To record in the mind of the students how terrible sin is and how to be forgiven of sin.

1. Sin hurts us -- Gehasi's leprosy -- 2 Kings 5.
2. Sin hurts others -- Naboth's vineyard -- 1 Kings 21.
3. Sin hurts God -- Israel's rebellion -- Numbers 13 and 14.
4. God punishes sin -- Moses' sin -- Numbers 20:1-13.
5. How sins were forgiven in the Old Testament --
Day of atonement -- Leviticus 16.
6. How sins are forgiven now in the New Testament --
Jesus' death -- Matthew 27.
7. What we must do to get rid of our sins -- The 3,000 people -- Acts 2.
8. What Christians must do to stay rid of sins --
Simon's sin after becoming a Christian -- Acts 8:9-25.
9. Review

TEACHER'S HELPS

WHAT SIN DOES AND HOW TO GET RID OF IT

Included in the packet for this course:

- Teacher's helps
- Worksheets
- Cover for worksheets
- Page of Extra Things for Worksheets.

Lesson 1

Theme: Sin hurts us -- Gehazi's leprosy -- 2 Kings 5.

Application

Even a child hurts himself when he sins.

Study Helps

Be sure that from the beginning the students understand what sin is. Of course, 1 Juan 3:4 gives the definition but be sure to put it in terms a child can understand. Sin is doing something that God has told us not to do or not doing something that He has said we must do.

Explain leprosy. It is a disease of the nerves and flesh. People who have leprosy for a long time lose pieces of fingers and toes, their noses, ears and get very deformed. In Bible times, there was no cure for it. For background material study Leviticus 13 y 14 for God's law about it and to understand what a terrible punishment it would be to have leprosy. Now days there medicines for leprosy.

Visual Aids

Print the word "Sin" in large black letters for a bulletin board or for the flannel board. On another paper print in black the theme of the day, "hurts us" to place below the title.

Worksheet

Before the students see the worksheet, have them tell how each sin hurts the person who does it. Then let them see the worksheet and read aloud the sins and how they hurt the person sinning. Be careful not to talk about how the sin hurts other people. That is Lesson 2.

In this course, the verses have a border around them to be colored according the instructions on the worksheet.

Project

Make a construction paper chain. If used as a class project all cooperate to make one large-link chain. Or each student can make a smaller-sized chain.

The teacher should prepare the strips of colored paper. The older students print the words on the links before pasting them to the chain.

Lessons 1, 2, and 3 -- make links of grey paper. Print in black a sin on each link. Make as many as you want, using the worksheets for examples.

Lesson 2

Theme: Sin hurts others -- Naboth's vineyard -- 1 Kings 21.

Application

Even the sins of a child hurt others.

Visual Aids

Add the theme for today "hurts others" in black under the title "Sin".

Worksheet

Follow the same method as stated in Lesson 1 but notice that the emphasis today is on how each sin hurts other people.

Project

See Lesson 1.

Lesson 3

Theme: Sin hurts God -- Israel's rebellion -- Numbers 13 & 14.

Application

God is perfect and he hates sin. He is the one who has told us what sin is. God feels offended (hurt) when we sin because He has done so much for us.

Visual Aids

Print the theme "hurts God" in black.

Worksheet

Prepare the small pictures for each student to paste in order on his worksheet.

Project

See Lesson 1.

Lesson 4

Theme: God punishes sin -- Moses' sin -- Numbers 20:1-13.

Application

Because God is perfect and cannot stand sin, He has to punish those who sin. Sometimes people are punished in this life by other people for their sins. God will punish all sinners in hell far away from God at the end of the world.

Visual Aids

Print in black "God punishes".

Worksheet

For each student, prepare a small stick to be pasted in Moses' hand.

Project

A black link to represent punishment for sin.

Lesson 5

Theme: How sins were forgiven in the Old Testament --

Day of atonement -- Leviticus 16.

Application

In Old Testament times, the only way people could get rid of their sins was by killing an animal and presenting its blood to God and burning its flesh.

Study Helps

Study Hebrews 9 and 10 in preparation for Lessons 5 and 6.

Explain these words:

sacrifice--death of an animal or person as an offering to God.
It had to be a perfect animal with no spot or blemish.

atonement--the act of doing what is necessary to receive forgiveness for sin. The Jews had to make atonement individually for their sins all through the year. Then once a year there was a special sacrifice to remember and ask for forgiveness for all the sins of the people.

Visual Aids

The words for today should be in red to represent the blood.
They are "In the Old Testament, sins were forgiven by the blood of animals".

Worksheet

The border around the verse today is red (blood).

Project

Red link--write, "animal, Old Testament" (represents blood).
White link--write, "forgiveness, Old Testament".

Lesson 6

Theme: How sins are forgiven now in the New Testament --
Jesus' death -- Matthew 27.

Application

God's plan for forgiveness of sins in the New Testament was to send His only Son Jesus, to die on the cross and give His blood. If Jesus had not died we could not be forgiven.

Visual Aids

The words today are red. They are "In the New Testament sin is forgiven by the blood of Jesus".

Worksheet

The border is red.

Project

Red link -- write, "Jesus' blood, New Testament"
White link -- "forgiveness, New Testament"

Lesson 7

Theme: What we must do to get rid of our sins -- The 3000 people -- Acts 2.

Application

Jesus did His part for us to be saved by giving his blood. Now we have to do our part by doing what He says so that His blood can forgive us.

Study Helps

Be prepared to explain:
believe--to understand that it is true who Jesus is and what He has done for you
repent--to feel sorry for the sins you have done and to make up your mind not to do sinful things anymore.

baptism--to be dipped completely under the water. At baptism, the blood of Jesus takes away all the sins of your past life.

Visual Aids

The words today are white bordered in red.
"We have to believe, repent and be baptized so that Jesus blood can take our sins away."

Worksheet

Border today is white outlined in red to represent being cleaned from sin.

Project

Blue link--write, "We have to believe, repent and be baptized"
White link -- write, "forgiveness".

Lesson 8

Theme: What Christians must do to stay rid of sins --
Simon's sin after becoming a Christian -- Acts 8:9-25.

Application

Christians sin and need to be forgiven. They have to repent and pray when they sin and take the Lord's supper each week so the blood of Jesus can forgive their sins.

Study Helps

Scriptures for the Lord's supper: 1 Corinthians 10:14-17 and 11:17-32

Visual Aids

The words today are white, bordered in red.
"After we become Christians we have to repent, pray and partake of the Lord's supper so that the blood of Jesus can forgive our sins."

Worksheet

The border is white with an outline of red.

Project

Red link--write "repent, pray, Lord's Supper (blood of Jesus)."
White link--write, "forgiveness for Christians".

Lesson 9

Theme: Review

Worksheet

An acrostic puzzle is provided as a help in your review.

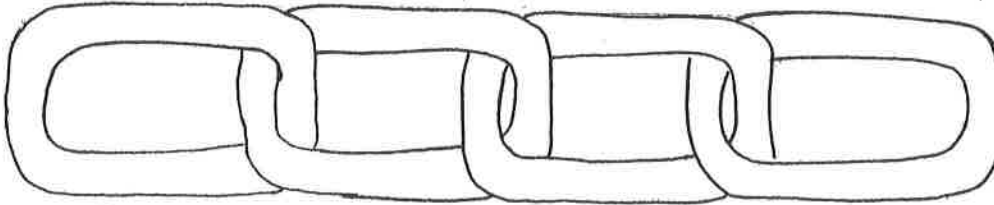
**WHAT
SIN DOES
AND
HOW TO
GET RID OF IT**

WHAT SIN DOES AND HOW TO GET RID OF IT

Sin Hurts Us

Gehael's leprosy -- 2 Kings 5

Fill in the chain links with Gehael's sine and punishment in the order in which they happened.



- coveted
- leprosy
- saw
- told lies

What is sin? _____

Who says what things are sin? _____

How do we know what He says? _____

Talk about the ways in which each sin hurts the person who does it. Can you add more?

lying ----- the conscience hurts
 feels ashamed
 gets into trouble
 others will not believe her anymore
 punishment

stealing candy ----- sick stomach
 punishment

greed ----- makes person sin more with coveting,
 stealing and lying
 makes person have evil thoughts

disobeying ----- could be hit by car
 may cut finger
 may fall
 may get sick
 punishment

fighting ----- bloody nose
 lose friends
 torn clothes
 murder
 punishment

anger ----- headache
 sick stomach
 get into fight and get hurt
 lose friends

fornication ----- illness
 guilty conscience
 lose family

getting drunk ----- ill health
 lose money
 fall and get hurt
 hurt in fights
 lose job

selfishness ----- lose friends

saying bad words ----- lose friends
 bad reputation
 punishment

Color the border black after you memorize the verse.



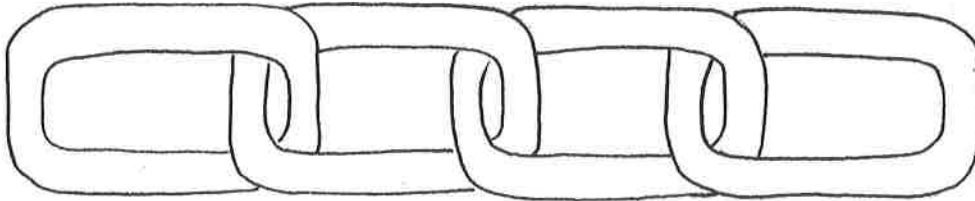
*...my sorrow is continually before me...
 I will be in anguish over my sin.
 Psalm 38:17,18*

WHAT SIN DOES AND HOW TO GET RID OF IT

Sin Hurts Others

Naboth's vineyard -- 1 Kings 21

In the correct order, fill in the chain links with the sins of King Ahab and Queen Jezebel and how they hurt others.



coveted

saw the field

robbed

killed

Talk about these sins that cause pain to others.

greed ----- others have property stolen
others may get killed

selfishness ----- others not get needed help
others unfairly treated

disobeying ---- mother / father upset
others get hurt
makes others unhappy
causes others to disobey

fighting ---- others get hurt
unpleasant feelings for everyone
others fight back and sin too
someone may get killed

drunkenness ---- family - gets beaten up
- goes without food
- can't pay rent
- goes without clothes
- can't buy medicines
friends get hurt in fights
friends invited to drink and sin

lying ---- makes others angry
gets others in trouble: falsely blamed

anger ---- makes others angry
hurt feelings
could even kill someone

stealing ---- others lose possessions
others can't buy what planned
hurt feelings
others help steal and sin also

saying bad words ---- offend others
insults others

fornication ---- broken families
children without a father/mother
another person sins with you

Memorize the verse below.

Color the border around the verse with a black crayon.

*A violent man entices his neighbor,
And leads him in a way that is not good.*

Proverbs 16:29



WHAT SIN DOES AND HOW TO GET RID OF IT

Sin Hurts God

Israel's rebellion -- Numbers 13 and 14

Paste the pictures of the events of the story in the correct order.

| | | | |
|--|--|--|--|
| | | | |
| | | | |

Draw a black border around the picture that tells about the sin that Israel did.

Draw a line from the question to the correct answer.

What had God done for the Israelites?

God punished them by not letting any of the adults go into the beautiful land He had prepared for them. He made them wander in the wilderness for 40 years until all the adults died and the children grew up.

Why was God hurt?

He had taken them out of slavery in Egypt and done miracles to show He was more powerful than anyone. He had given them food and water in the desert.

What did God do because He was hurt?

The people refused to go take the land He had promised them. They wanted to kill the men who believed in God's power. They had rebelled many times in spite of the miracles God had done for them.

Color the border around the verse black.


...the wrath of God is revealed from heaven against all ungodliness and unrighteousness of men...

Romans 1:18

WHAT SIN DOES AND HOW TO GET RID OF IT

God Punishes Sin

Moses' sin -- Numbers 20:1-13



Place a stick in Moses' hand.

What was Moses' sin? _____

What punishment did God give him? _____

Talk about what punishments people receive in this life for these sins:

- lying
- disobeying
- stealing
- fighting
- saying bad words
- drunkenness
- selfishness
- fornication

Fill in the blanks of these Bible verses to find out what God's final punishment will be for sin.

"For the wages of sin is _ _ _ _ _" Romans 6:23

"And anyone not found written in the Book of Life was cast into the _ _ _ _ _"
Revelation 20:15

Who deserves this punishment?

"For _ _ _ have sinned and fall short of the glory of God." Romans 3:23

If you do not repent, will God punish your sins? _____

Draw a black border around the verse after you have memorized it.

*The word of the LORD
came...saying...
"The soul who sins shall die."
Ezekiel 18:14*


WHAT SIN DOES AND HOW TO GET RID OF IT

How Sins Were Forgiven in the Old Testament

Day of atonement -- Leviticus 16

Find out what kind of animal the priest had to kill on the day of atonement.

With a pencil, draw a line by following the numbers in order, starting with number 1.



The animal was a _____

What is a sacrifice in the Old Testament? _____

To whom was the sacrifice offered? _____

Look in the Bible to find out what kinds of animals the priests killed as sacrifices.

Leviticus 4:14 a _____

Leviticus 4:28 a kid of the _____

Leviticus 4:32 a _____

Draw a line from the question to the correct answer.

Why did these animals have to be killed?

-forgave the sins of the people

What part of the animal was most important?

-the people had sinned

What did the blood do for the people?

-the blood

Color the border of this verse RED to represent the blood of the animals.

*...according to the law (O.T.)
 ...without shedding of blood
 there is no remission (forgiveness).
 Hebrews 9:22*

WHAT SIN DOES AND HOW TO GET RID OF IT

How Sins Are Forgiven Now in the New Testament

Jesus' Death -- Matthew 27

Who sent Jesus
into the world?
--- John 3:16,17

Why did He send Him?
to --- people from
their ---
Revelation 1:5

Why did He want
to send Him?
God ---
vs. John 3:16

Why did Jesus die
on the cross?
to give His ---
to wash away our ---
1 John 1:7

How many times did Jesus die?
--- Hebrews 10:10,12

Which sacrifice is better? an animal or Jesus

Fill the spaces:

For --- so loved the --- that He gave His only begotten ---, that whoever
--- in Him should not perish but have ---. John 3:16

Color the border around the verse RED for the blood of Jesus.

...Christ died for our sins...
1 Corinthians 15:3

WHAT SIN DOES AND HOW TO GET RID OF IT

What We Must Do to Get Rid of Our Sins

The 3,000 people -- Acts 2

Correct the Story. Cross out the wrong answers.

On the day of (Pentecost, Passover, Monday) after Jesus went back to heaven, the Holy Spirit came to the (apostles, Pharisees, David) and made them (Jump up and down, run away, speak in languages they had not learned). (Peter, James, John) stood up before the crowd and (sang, preached, read) to them about (Moses, Elijah, Jesus). He said that God had sent Jesus to the world and that (good, happy, wicked) men had nailed Him to the (temple, cross, house). But (God, angels, nobody) raised Jesus from the dead. Peter told the multitude that they had crucified Jesus. The people (laughed, felt sorry, went home angry) and asked, "What shall we do?" Peter told them that if they wanted to have their sins forgiven they must (pray, repent and be baptized, praise God). That day (50, 3,000, 100) people believed the message and were baptized.



What do we have to do now days so that Jesus' blood can wash away our sins?

----- in Jesus (Mark 16:16)
 ----- of our sins (Acts 2:38)
 be ----- to be forgiven (Acts 2:38)

Finish the picture. Draw the people listening to Peter.

Leave the border around the verse white. Outline the border with red to show that Jesus' blood makes us clean from our sins.

"...what shall we do?"
Peter said...
"Repent, and...be baptized
in the name of Jesus Christ
for the remission of sins..."
 Acts 2:37,38

WHAT SIN DOES AND HOW TO GET RID OF IT

What Christians Must Do to Stay Rid of Sins

Simon's sin after becoming a Christian -- Acts 8:9-25

After becoming a Christian Simon tried to ___ the power of the Holy Spirit so that he could do _____. Peter told him: "_____ of this your wickedness and _____ God if perhaps the thought of your heart may be forgiven you."



Paste the correct words in their places in the chart.

How To Be Forgiven of Your Sins

For everyone to become Christians

For Christians only

| |
|--|
| |
| |
| |

| |
|--|
| |
| |
| |

What takes away the sins?

What takes away the sins?

| |
|--|
| |
|--|

| |
|--|
| |
|--|

Leave the border around the verse white. Outline the border with red to show that Jesus' blood forgives sin.

*If we confess our sins,
He is faithful and just
to forgive us our sins and to cleanse us...*
1 John 1:9

WHAT SIN DOES AND HOW TO GET RID OF IT

Review

Using a pencil, match the words to the correct sentence.


- | | |
|------------|--|
| blood | 1. When does a person receive forgiveness and become a Christian? |
| repent | 2. How God feels when we sin. |
| hurt | 3. What God will give those who do not repent of sin. |
| harm | 4. What did Jesus give so that sins could be forgiven? |
| Jesus | 5. What our sin does to us and to others. |
| sacrificed | 6. Who says how sins can be forgiven? |
| God | 7. What <u>two</u> things do Christians have to do to get rid of their sins? |
| pray | 8. Who died so that sins could be forgiven? |
| punishment | 9. Where did Jesus die? |
| cross | 10. What people did with animals in the Old Testament to get rid of sins. |
| baptism | 11. What did Jesus have to do so our sins could be forgiven? |
| die | |

Now fill in the blanks with the words you have matched.

The words that read down in the marked column tell the theme of these lessons.

| | | | |
|-----|-------|-------|-------|
| | 6. | _____ | _____ |
| 11. | _____ | _____ | _____ |
| 2. | _____ | _____ | _____ |
| | 7. | _____ | _____ |
| 3. | _____ | _____ | _____ |
| 4. | _____ | _____ | _____ |
| | 9. | _____ | _____ |
| 10. | _____ | _____ | _____ |
| | 8. | _____ | _____ |
| 1. | _____ | _____ | _____ |
| 7. | _____ | _____ | _____ |
| 5. | _____ | _____ | _____ |

Lesson 3



Lesson 8

| | |
|----------------------------|------------------------------|
| <p>Pray</p> | <p>Repent</p> |
| <p>Believe</p> | <p>Repent</p> |
| <p>Jesus' Blood</p> | <p>Be Baptized</p> |
| <p>Jesus' Blood</p> | <p>Partake of the</p> |
| | <p>Lord's Supper</p> |

HOW WE WORSHIP GOD

Purpose of the Course

To explain to the students some of the meaning of the various acts we may do or may see others do in the church.

1. Who can be a part of the church that worships God? -- Acts 10:1 to 11:1.
2. The church listens to God's Word -- Nehemiah 8:1 to 9:3.
3. The church prays -- Acts 4:1-31; James 5:13-16; Revelation 5:8.
4. The church sings -- The book of Psalms is a hymn book. ex. Psalm 100; Psalm 107:22; Psalm 57:7; Acts 16:25; Ephesians 5:18-20; Mark 14:26; Revelation 5:6-14.
5. The church gives -- Mark 12:41-44; 1 Corinthians 16:1,2; 2 Corinthians 8:12 and 9:6,7.
6. The church eats the Lord's Supper together -- 1 Corinthians 11:20-34; Acts 2:42; Matthew 26:26-29.
7. The church tells the Good News to others -- Acts 18:24-28; Matthew 28:19,20; Romans 10:12-15.
8. The church helps others -- Acts 4:32-37 and 11:27-29.
9. Review

by Margaret Elliott and others
2000

TEACHER'S HELPS

HOW WE WORSHIP GOD

This mini course is set up very differently from the usual manner. There should be much more participation from the class. The worksheets are simpler but intended to make a strong impression on the minds of the students. As the first step in preparation, the teacher should read the entire copy of teacher's helps so that she has in mind how everything fits together.

What is included in the packet for this course:

For Teacher:

- Teacher's helps
- Bulletin board diagram
- Pages of Things to use on the bulletin board
- Patterns for church meeting place project

For Students:

- Worksheets
- Cover for worksheets
- Verse pages (each student needs a copy)
- Page of small pictures to paste on the verse sheets (make a copy for each student)
- The theme song--2 pages (each student needs a copy)

Lesson 1

Theme: Who can be part of the church that worships God? -- Acts 10:1 to 11:1.

Application

People of any nation or language or color can be a part of the church that worships God. Each person has to do what God says to be a part of the church. Even a child can become a part of the church if he understands and does what God has said all people have to do to become Christians.

Study Helps

Be prepared to explain:

What is a Jew? One of the group of God's chosen people of the Old Testament. They were also called Israelites or children of Israel. Jesus, the apostles and Paul were Jews. There are still millions of Jews in the world today.

What is a Gentile? Anybody in the world who is not a Jew.

The meaning of worship--

- looking up to, respecting God;
- telling God how great He is and how much we need Him;
- bowing down before God;
- living the way God wants us to, knowing that God sees and hears everything.

What is the church? The church is the Christians as a group. It is NOT the building in which we meet.

Difficult words in the verse:

- partiality--treating a person or group of people better than others.
- righteousness--goodness, fairness, honesty, right according to God.

Visual Aids

Pictures of people of many countries and races.

Photos of Christians in other countries.

The church meeting place project (below) will be used as a visual aid in the application stories, "I have seen..." (at the end of these helps).

A bulletin board "How the Church Worships God" (See the enclosed diagram and pictures on the pages of large pictures of visuals shown on the diagram).

Theme Song

Sing the stanzas for Lesson 1. The words re-enforce the theme and the application of the lesson. Sing the stanzas again at the end of class. Keep all the song sheets until the end of the course.

Project

According to the amount of time you have for your class, make a model of the assembly room of the church. Make a doll to represent each child in the class as well as some adults (See page 4 of project patterns). Four pages of furniture patterns are included. If this is used as a class project it should be finished as quickly as possible so that the teacher can use it to demonstrate the stories "I have seen..." found at the end of these helps.

Worksheet

There are 2 additional pages of verses that go along with the lessons. There are words missing. The little pictures (from the page of Pictures to Paste on the Verses) are to be pasted in the correct spaces to complete the verses. Most lessons have 2 verses. Each week allow the students to do only the verses for that lesson.

Memory Verse

In addition to the verse to memorize on the worksheet each week, if you have time, teach the books of the Bible and how to find the references.

Lesson 2

Theme: The church listens to God's Word -- Nehemiah 8:1 to 9:3.

Application

The Bible is God's message to the church. It tells the people what to do, what not to do, and how to do things. It is the book of instructions. There is no other book in the world like it.

Even a child can read and listen to the Bible.

Study Helps

Additional scriptures: Colossians 4:16; Acts 17:11; 1 Thessalonians 5:27; Luke 4:16-21.

Have the students take turns standing in front of the class and reading several verses.

Theme Song

Sing the stanza for Lesson 2. Repeat it at the end of class along with the stanzas for Lesson 1.

Visual Aids

The bulletin board.

The model of the building where the church assembles. Choose one or two illustrations from the stories "I have seen..."

Worksheet

The regular worksheet.

The pages of verses.

Project

Continue to work rapidly on the project if you are having the students make it. It should be finished by this lesson or the next.

Lesson 3

Theme: The church prays -- Acts 4:1-31; James 5:13-16; Revelation 5:8.

Application

The church talks to God about everything. God is our all-wise and all-powerful Father who listens to what we have to say. Even a child can talk to God.

Visual Aids

The bulletin board.

The model of the building where the church assembles. Choose illustrations from the stories "I have seen..."

Have pictures to represent things that the students name for which they are thankful. Prayer: each student thanks God for something or asks or praises God.

Theme Song

Stanza for Lesson 3. At end all stanzas for Lessons 1, 2, and 3

Worksheet

The regular sheet.

The pages of verses.

Lesson 4

Theme: The church sings -- The book of Psalms is a hymn book. ex. Psalm 100; Psalm 107:22; Psalm 57:7; Acts 16:25; Ephesians 5:18-20; Mark 14:26; Revelation 5:6-14.

Application

The church sings:

- to teach and encourage one another as Christians;
- because Christians are happy to be saved;
- to tell others about God and Jesus;
- to worship and praise God;
- as another way of praying.

Even a child can sing praises to God.

Study Helps

The lesson today does not have a story but you can use examples of music in the Bible and talk about why the church sings.

Take song books and chorus books to class. Read the words together of some of their favorite hymns or choruses and talk about their meaning. Discuss how we should handle and use the books. Discuss the importance of taking good care of them. Emphasize that they are not toys to entertain babies and small children.

Explain how to find the number of the song. Explain how to follow the words of the song. Sing some songs and choruses.

Visual Aids

The bulletin board.

Hymn books and chorus books.

The model church building and "I have seen..."

Theme Song

Start the class by having the group sing the stanzas for Lessons 1, 2, & 3. After the lesson sing the stanza for Lesson 4.

Lesson 5

Theme: The church gives -- Mark 12:41-44; 1 Corinthians 16:1,2;
2 Corinthians 8:12 and 9:6,7.

Application

The church gives money in the offering box or offering plate because:
 God tells us to give;
 we want to share in the work of the church;
 because we love God.
 Even a child can give an offering to God.

Study Helps

Discuss how the church offering is used.
 to help the poor;
 to pay the rent, lights, water;
 to buy hymn books, Bibles and other literature;
 to buy the things used in the children's class;
 (in some churches) to pay the preacher;
 to help other churches.

Visual Aids

The bulletin board.
 The last church financial report.
 The model with topics from "I have seen..."
 If your congregation uses one, tell the students to look for the offering box when they return to the auditorium.

Worksheet

Don't forget the verse pages.

Theme Song

Stanza for Lesson 5

Lesson 6

Theme: The church eats the Lord's Supper together -- 1 Corinthians 11:20-34;
Acts 2:42; Matthew 26:26-29.

Application

The church eats the Lord's supper to remember that Jesus died, giving his body and blood so people could have their sins forgiven. It is also a time for Christians to have their sins forgiven by Jesus' blood. ONLY Christians can take part in the Lord's supper.

Study Helps

Discuss what the Lord's supper means:
 the bread reminds Christians of Jesus' body broken on the cross;
 the cup of grape juice reminds Christians of Jesus' blood that He gave so that our sins could be forgiven;
 a time for Christians to examine their life and repent of any sin they have done so they can be forgiven;
 Christians also remember that Jesus promised to come again to the world.
 Emphasize that ONLY Christians (those who have believed, repented and been baptized) can take part in the Lord's supper. Talk about how children should act during the time when Christians are taking the Lord's Supper--respectfully, praying and being silent.

Visual Aids

Take the bread plate and tray with cups to class to show the students. Do NOT permit them to taste the emblems.

The bulletin board.

The model: How to act during the Lord's supper time. "I have seen..."

Theme Song

Stanza for Lesson 6. Repeat all at end.

Lesson 7

Theme: The church tells the Good News to others -- Acts 18:24-28;

Matthew 28:19,20; Romans 10:12-15.

Application

One of the main purposes of the church is to tell others of the good news of Jesus. Even children can tell others about Jesus.

Study Helps

Explain what the good news (the gospel) is: 1 Corinthians 15:1-4.

Discuss how children can tell others about Jesus. (see worksheet)

Name ways in which adults tell the good news to others. (see worksheet)

Visual Aids

The bulletin board.

The model.

Theme Song

Stanza for Lesson 7

Lesson 8

Theme: The church helps others -- Acts 4:25-37 and 11:27-29.

Application

The church helps people (both in the congregation and those who are not Christians) with their physical needs. It is done in the name of Jesus and because of His love.

Study Helps

Discuss how the church helps others with physical needs. (see worksheet)

Discuss how children can help others because they love Jesus. (see worksheet)

Explain:

household of faith--another way of saying the church. A household is the people who live together. The church is the people who are Christians.

Christians work together like a family.

saints--living holy people, another name for Christians.

distributing--giving out to various people.

Visual Aids

The bulletin board.

The model.

Theme Song

Stanza for Lesson 8. If time repeat all stanzas.

Lesson 9

Theme: Review

Spend time repeating the stories: I have seen...

Have the students show how they should act under the various circumstances of these stories.

Be sure to sing the complete Theme Song.

Worksheet

There is no worksheet for this lesson.

Finish incomplete worksheets and pages of verses.

I HAVE SEEN . . .

These are things that children do in the assembly that they should NOT do. Use your imagination and enlarge the ideas into small stories. This will illustrate for the students the things they have done and help them to see why it is not the way to act. Emphasize the need to show respect to God and to others by not causing disturbances, by taking care of the things of the assembly, and by being helpful to everyone. Point out that there are things that they can do and benefits they will receive by good behavior. You can also make little stories of contrast in which one child is doing something he should not and the other is doing what he should. Get the children involved by having them tell you what is wrong with what the child/children are doing in your story. Point out that even very small children should be learning how to act but certainly anyone old enough to come to the class must act right in the assembly.

A child playing with the song books and/or Bible.

Someone writing in the hymnbook and on the chair with a pen.

Two children talking to each other.

Children who go to the bathroom during the service.

Children eating during the service. (Babies need to but older kids, no)

A child teasing another.

Children squirming in their seats and turning around to look behind.

Children laughing during prayer.

Children who do not stay in their seats.

A child sleeping instead of listening to the sermon. There are things that even children can learn from a sermon.

A child who was whistling between his teeth.

A child who was singing when everyone was trying to listen to the sermon.

Children running around between the chairs & people before & after the service.

Children putting their feet on the seats.

A child who forgot to whisper when he said something important to his mother.

A child who took tracts from the rack to make airplanes or to write on.

A child eating sticky candy and holding a song book.

A young child tearing a chorus book.

Someone throwing trash on the floor and leaving it there.

Children who ran in and out of the assembly to play during the service.

by Margaret Elliott
English 2000


*HOW
WE
WORSHIP
GOD*

HOW WE WORSHIP GOD

Who Can Be a Part of the Church That Worships God

Acts 10:1 to 11:1

As examples of who can be part of the church, write the name of a nationality under each child.



Draw a line from the question to the correct answer.

What is a Jew?

all the rest of the people in the world

What is a gentile?

Jew

What was Peter?

a person of the large family of Jacob (Israel)
that began in the Old Testament

What was Cornelius?

Gentile

What are you?

Name some of the nationalities of the people who are a part of the church in your country.

*...God shows no partiality. But in every nation
whoever fears and works righteousness
is accepted by Him.*

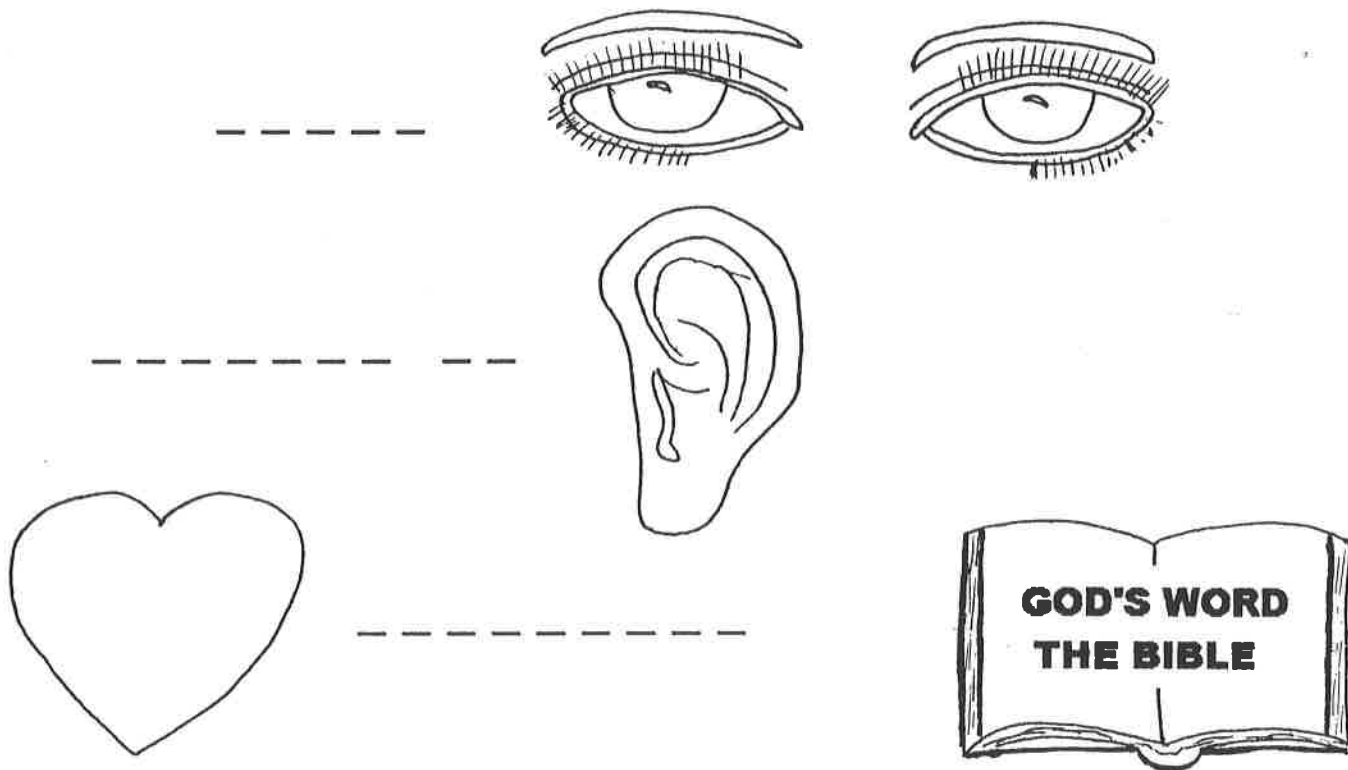
Acts 10:34,35

HOW WE WORSHIP GOD

The Church Listens To God's Word

Nehemiah 8:1 to 9:3

THE CHURCH



Nehemiah 8:1 & 3-- Now all the _____ gathered together...and told _____ the scribe to bring the _____ of the _____ of _____...and he _____ it...before the _____ and _____...and the _____ of the people were attentive to the Book of the Law.

Luke 4:16,17-- He (Jesus) went into the synagogue on the Sabbath day, and stood up to _____...the book of the prophet _____.

Acts 17:10,11 ... Paul and Silas...went into the _____ of the Jews...they received the _____...and searched the _____ daily to find out whether these things were so.

Colossians 4:16-- Now when this epistle is _____ among you, see that it is _____ also in the _____ of the Laodiceans...

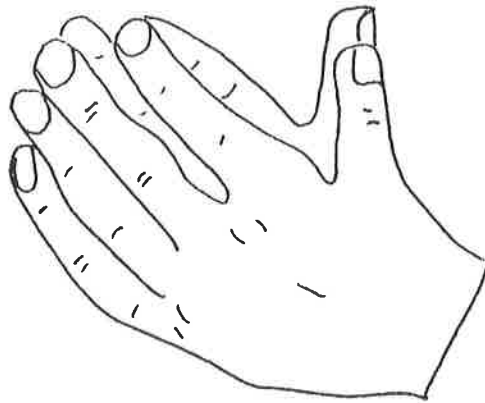
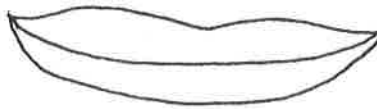
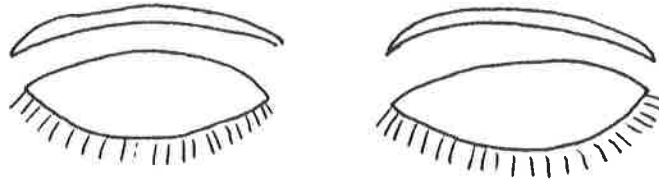
...blessed are those who hear the word of God and keep it!

Luke 11:28

HOW WE WORSHIP GOD

The Church Prays

Acts 4:1-31; James 5:13-16; Revelation 5:8



Prayer is _____ to _____.

When we pray, we should:

tell ___ how wonderful He is;

_____ God for what He has done for us;

___ Him for right things, according to His _____.

Word List

God

God

thank

will

talking

ask

...they raised their voice to God (in prayer)...


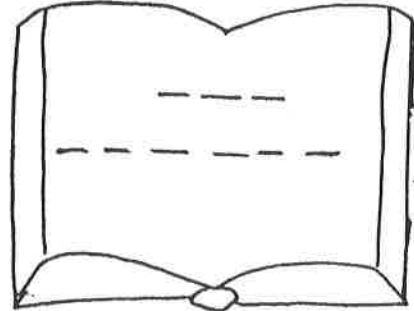
Acts 4:24

HOW WE WORSHIP GOD

The Church Sings

Psalms; Acts 16:25; Ephesians 5:18-20; Mark 14:26; Revelation 5:6-14

What book of the Bible is a song book?



Why does the church sing?

because Christians are _____;
 to _____ others about God and Jesus;
 to _____ and _____ God;
 to encourage one _____;
 as another way of _____.

Word List

tell
 another
 praying
 worship
 happy
 praise

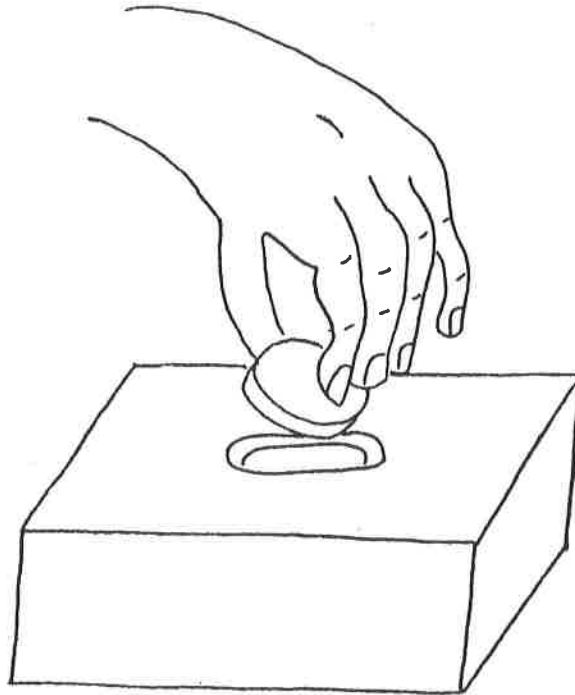
*...singing and making melody
 in your heart to the Lord.*

Ephesians 5:19

HOW WE WORSHIP GOD

The Church Gives

Mark 12:41-44; 1 Corinthians 16:1,2; 2 Corinthians 8:12 and 9:6,7



Why do Christians give money at church?

___ tells us to give;

we want to _____ in the work of the church;

because we love ___.

How is the church's money used?

to help the _____;

to pay the _____, _____, _____ bills;

to ___ hymn books, Bibles and other literature;

to buy things used in the _____;

to pay the _____;

to help other _____;

Word List

poor

preacher

God

buy

classes

rent

churches

water

share

God

light

...God loves a cheerful giver.

2 Corinthians 9:7

HOW WE WORSHIP GOD

The Church Eats the Lord's Supper Together

1 Corinthians 11:20-34; Acts 2:42; Matthew 26:26-29

What is the meaning of the Lord's Supper?

The bread reminds us of Jesus' _____ on the _____.

The grape juice reminds us of Jesus' _____ that He gave so that our _____ could be forgiven.

We remember that Jesus has promised to _____
_____ to the world.

Who may eat the Lord's Supper?

Only _____

How do we act during the time of the Lord's Supper?

With _____, _____, _____

Word List

respect

body

Christians

blood


prayer

cross

silence

come again

sins



Jesus...said,...

*"...do this in remembrance
of Me."*

1 Corinthians 11:24

HOW WE WORSHIP GOD

The Church Tells the Good News to Others

Acts 18:24-28; Matthew 28:19,20; Romans 10:12-15

What does the word "gospel" mean?

It means _____.

The gospel is: (1 Corinthians 15:1-4)

"Christ _____ for our _____,
and that He was _____ and
that He _____ again the third day..."

Word List

rose

Bible

buried

How do adults tell the good news to others?

Preaching,

Teaching in people's homes,

Bible Lessons in the mail,

Talking to their friends and neighbors,

Giving out tracts and booklets about Bible subjects.

sins

home

died

neighbor's

How can children tell others about Jesus?

Reading _____ stories to brothers and sisters,

Telling the _____ kids what you learned,

Sharing the Bible lesson with everyone at _____.

Bringing your _____ to church,

Speaking up for _____ whenever you can.

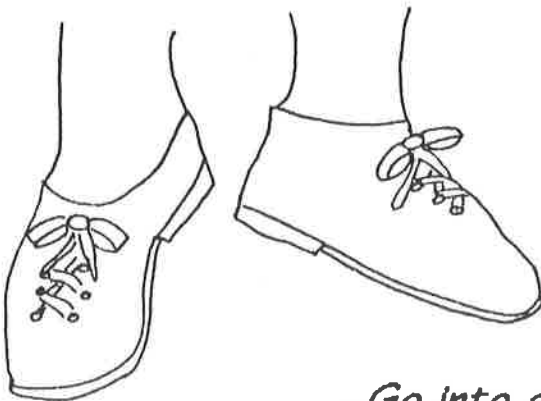
good news

Jesus

friends

Which one of these ideas are you going to do?

Draw a star beside each one that you choose.



*...Go into all the world
and preach the gospel
to every creature...*

Mark 16:15

HOW WE WORSHIP GOD

The Church Helps Others

Acts 4:32-37 and 11:27-29

How does the church help those in need?

- Giving _____ for medicine and doctors' visits.
- Giving food and clothing.
- Taking people to places they need to go.
- Teaching people to read.
- Helping people to find a _____.
- Paying for books so children can go to school.
- _____ for the sick and elderly.



How can children help others?

- Running _____.
- Giving their _____ on the bus to an elderly person.
- Helping a _____ person cross the street.
- _____ parents and teachers.
- _____ toys, clothes and food.
- Being _____.

Draw a star by each one that you can do.



Word List

- | | |
|---------|----------|
| job | polite |
| errands | shopping |
| blind | sharing |
| money | obeying |
| seats | |

Galatians 6:10 " Therefore, as we have opportunity, let us do _____ especially to those who are of the household of faith."

What is "the household of faith"? _____

Who is included in "all"? _____

...distributing to the needs of the saints...

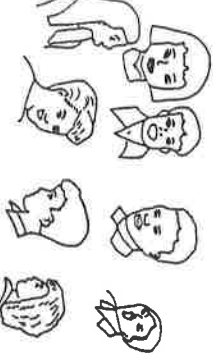






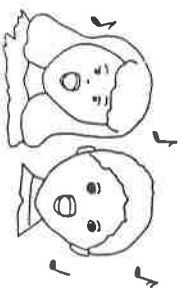
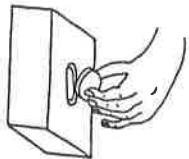
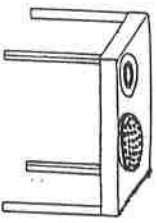


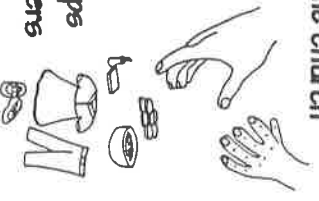
Romans 12:13

Who are the saints? _____ (1 Corinthians 1:2)

How We Worship God


This is the diagram for making a bulletin board to go with the lessons. The enlarged figures are found on the 5 pages of visuals.

How The Church Worships God

| | | | |
|--|--|---|---|
| <p>1. Who can be a part of the church that worships God?</p>  | <p>2. The church reads</p>  <p>listens to</p>  <p>remembers</p>  <p>Bible</p>  | <p>3. The church prays</p>   | <p>4. The church sings</p>  |
| <p>5. The church gives</p>  | <p>6. The church eats the Lord's Supper together</p>  | <p>7. The church goes tells the Good News to others</p>   | <p>8. The church helps others</p>  |

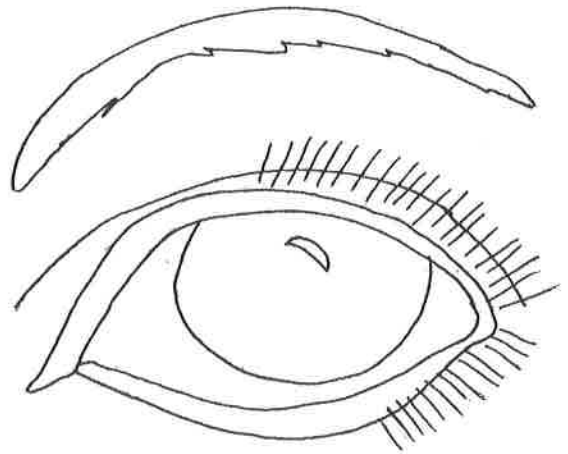
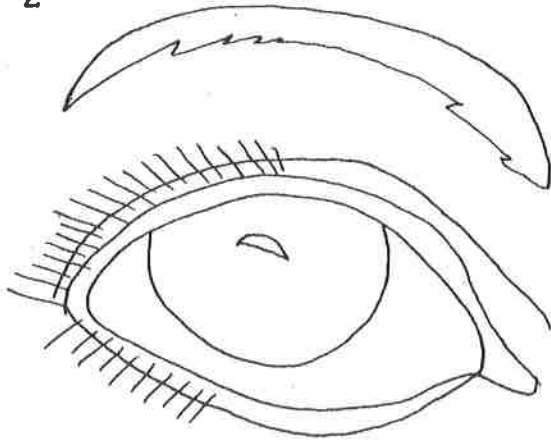
(See Diagram Page)

How We Worship God -- Visuals Page 1

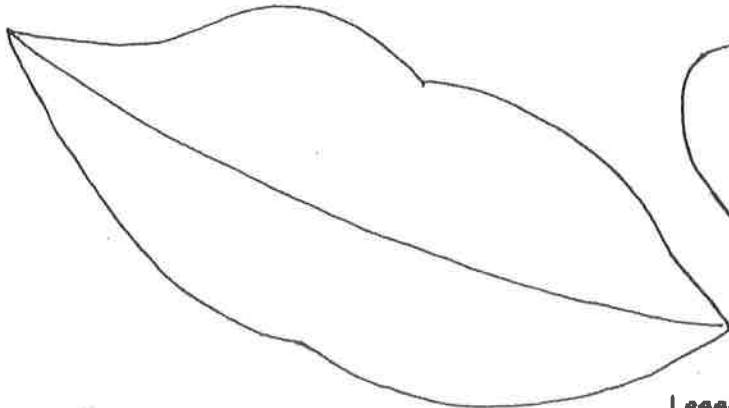


Lesson 1

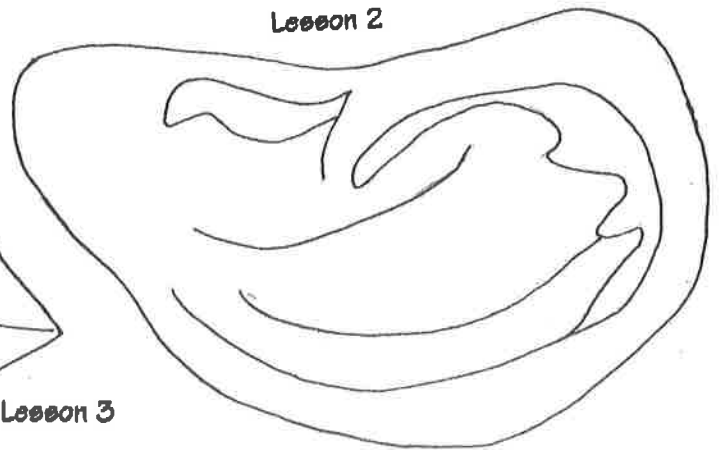
Lesson 2




Lesson 2

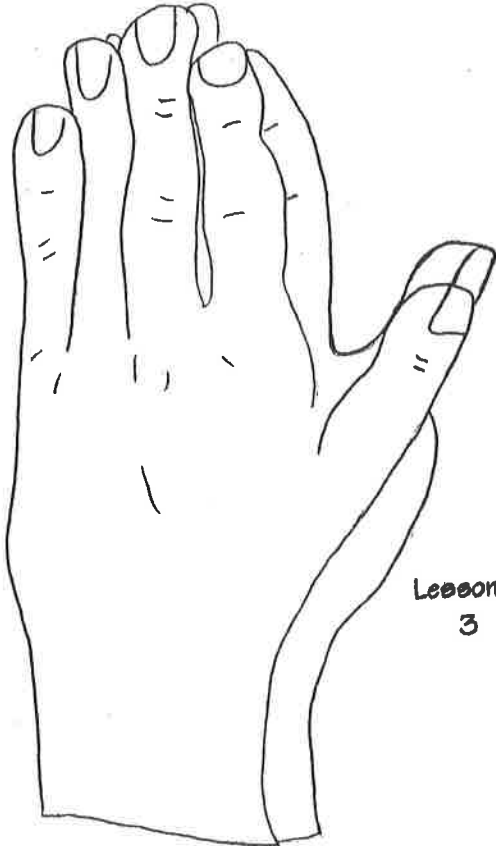


Lesson 3






Lesson 2



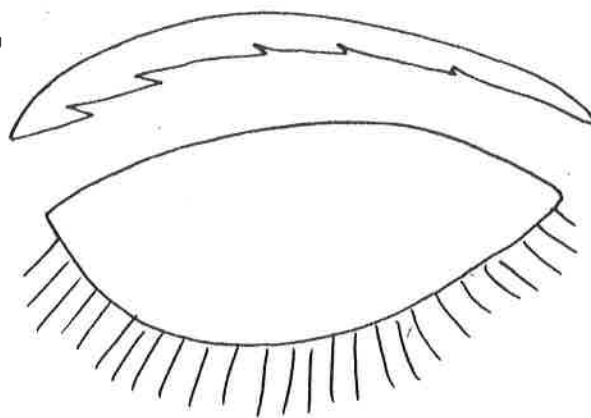
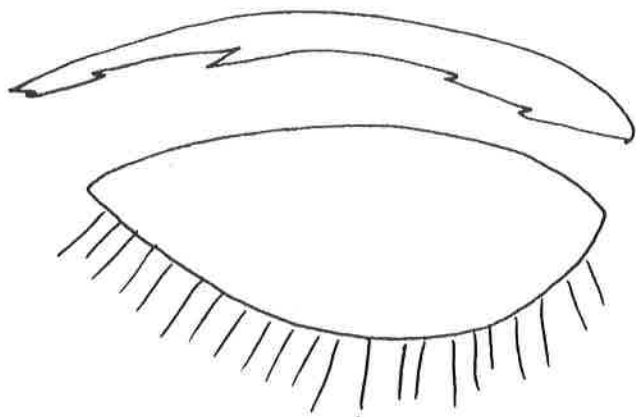
Lesson 3

(See Diagram Page)

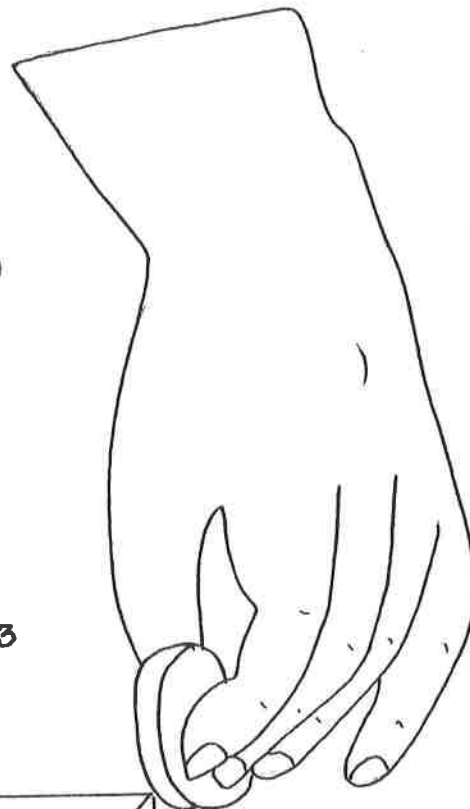

Lesson 2



Lesson 3




Lesson
4

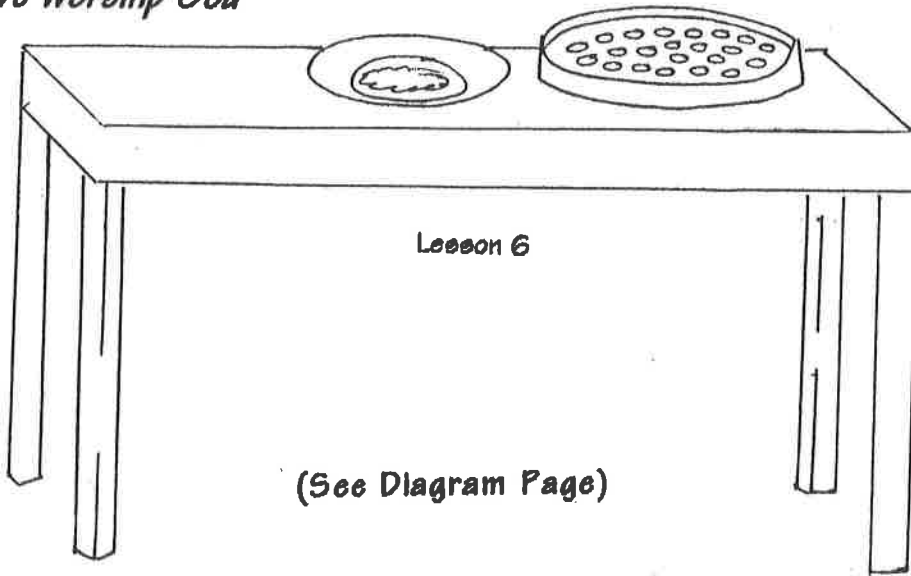


How We Worship God -- Visuals Page 3

(See Diagram Page)

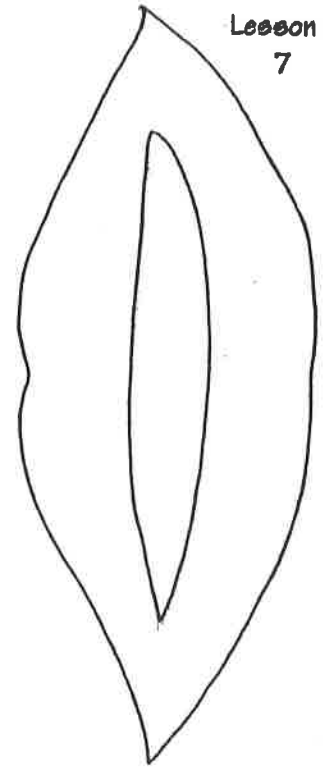
Lesson 5



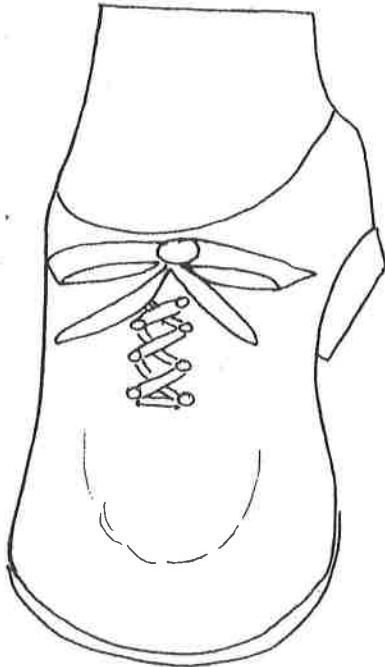


Lesson 6

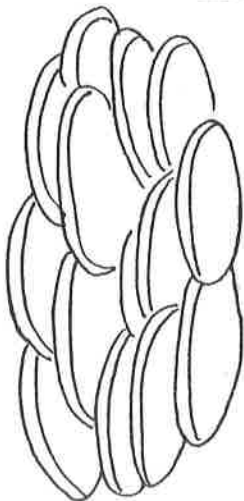
(See Diagram Page)




Lesson 7



Lesson 7



Lesson 8

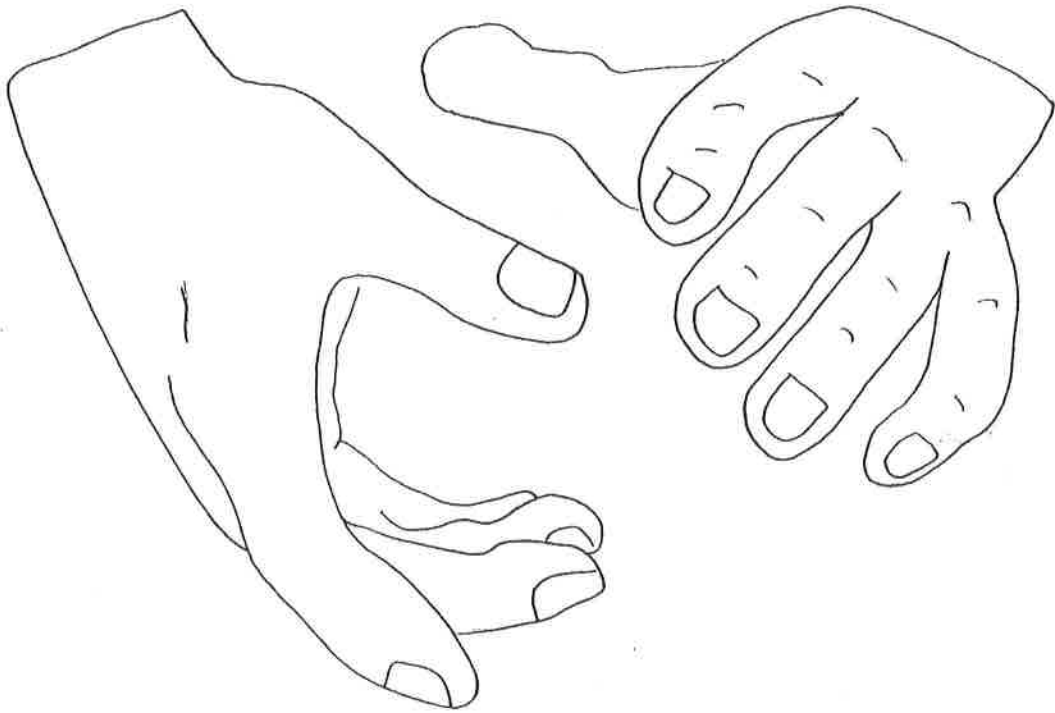


Lesson 8

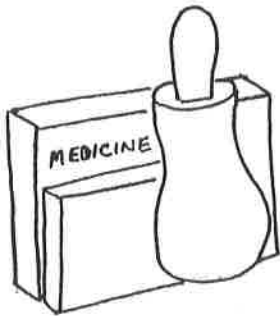
(See Diagram Page)

How We Worship God -- Visuals Page 5


Lesson 8



Lesson 8



Lesson 8



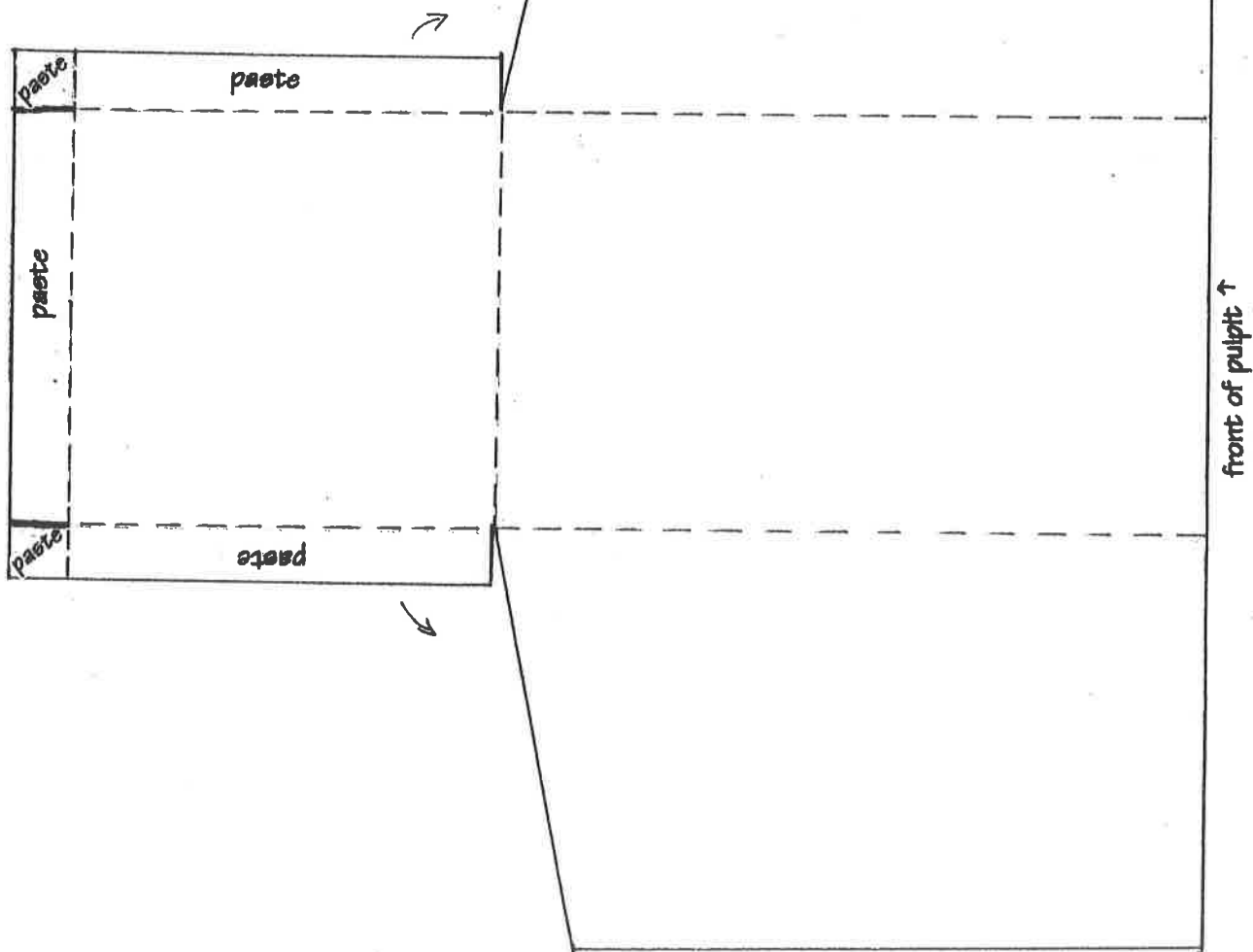
Pulpit Pattern

Make one of light cardboard



Fold on _____.
Cut on _____ and _____.

Make all folds BEFORE pasting.



Bench Pattern -- Make the number necessary for your church building.

Use light cardboard. Fold on _____

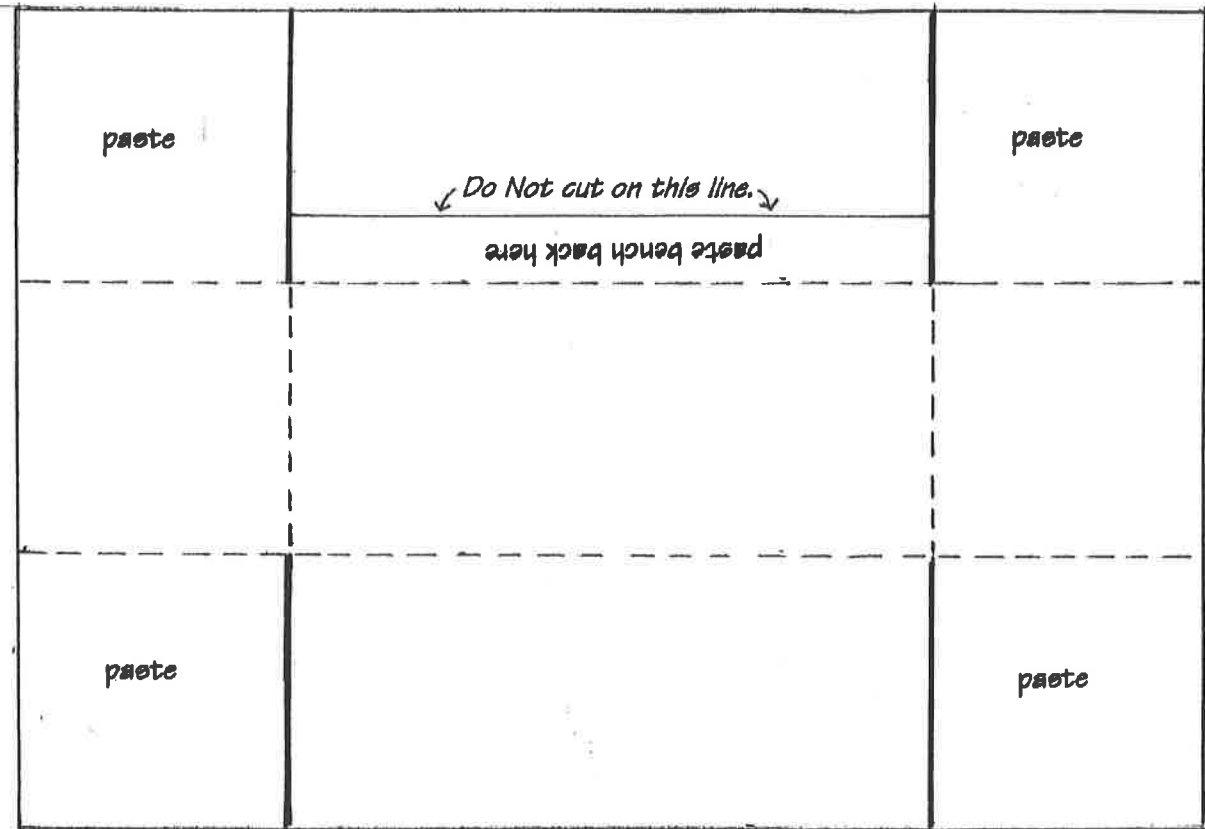
Cut on _____

and _____


Make all folds

BEFORE pasting.

Bench Seat Pattern



Bench Back Pattern After making the bench seat, paste the bench back to seat.



Chair Pattern -- Make the number necessary for your church building.
Make of light cardboard.

Fold on _____
Cut on _____
and _____
Make all folds
BEFORE pasting.

To paste the back legs
to the back of the
chair back, use small
strips of paper shaped
like this:

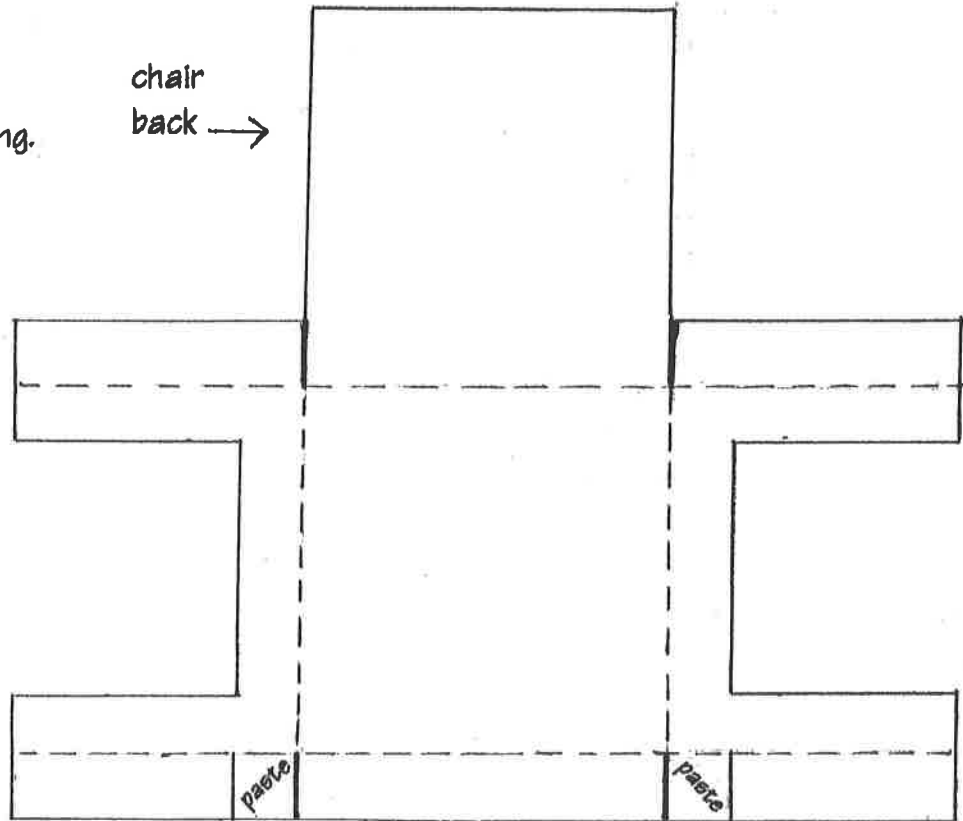


Table Pattern

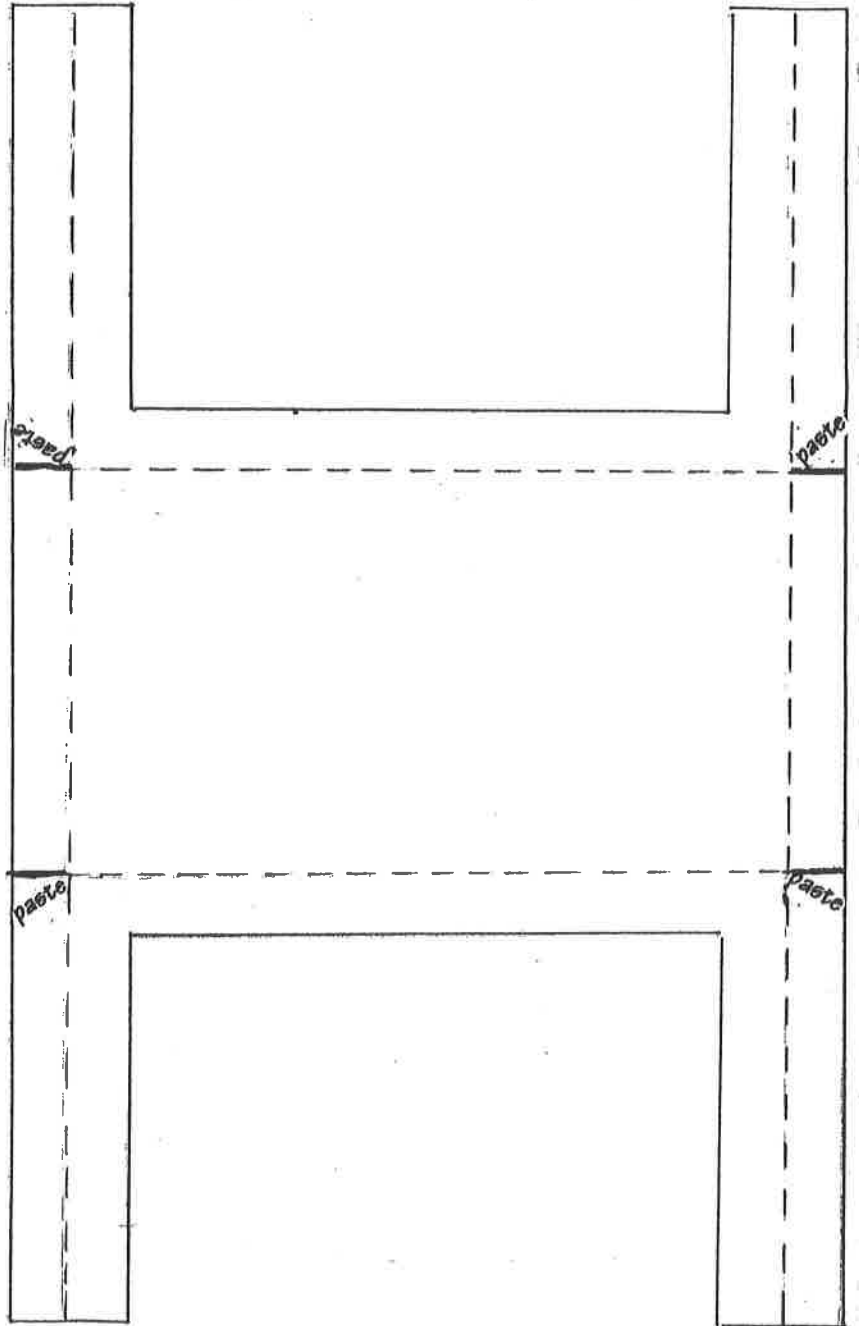
Make one of light cardboard.



Fold on _____.

Cut on _____ and _____.

Make all folds BEFORE pasting.



People: Make the people out of wire pipe cleaners.

In that way you will be able to bend them to sit down.

If you desire and have time, you can make simple clothes.



How We Worship God Verses Page 1

1. ...who may stand in His (God's) holy place?

He who has clean _____ and a pure _____ . Psalm 24:3,4

1. Praise the Lord, all you _____ !

Laud Him, all you _____ . Romans 15:11

2. Your _____ is a _____ to my

And a _____ to my _____ . Psalm 119:105

2. Blessed is he who _____ and those who _____ the words of this

_____ , and keep those things which are _____ in it... Revelation 1:3

3. Give heed to the voice of my cry.

My King and my God,

For to You I will _____ Psalm 5:2

3. I desire therefore that the _____ everywhere, lifting up

holy _____ , without wrath and disputing. 1 Timothy 2:8

4. Let the _____ of Christ dwell in you richly in all wisdom, teaching

and admonishing one another in psalms and hymns and spiritual songs,

with grace in your _____ to the Lord. Colossians 3:16

4. Is anyone among you suffering? Let him _____ .

Is anyone cheerful? Let him _____ psalms. James 5:13

How We Worship God Verses Page 2

5. On the first *day* of the week let each one of you aside,
storing up as he may prosper... 1 Corinthians 16:2

5. *So let each one give as he purposes in his* , not or of
necessity; for God loves a giver. 2 Corinthians 9:7

6. For as often as you eat this and drink this , you
proclaim the Lord's till He comes. 1 Corinthians 11:26

7. ..."How beautiful are the of those who preach the gospel
of peace. Who bring glad tidings of good things!" Romans 10:15

8. Nor was there anyone among them who lacked; for all who were possessors of
or sold them, and brought the
of the things that were sold, and laid *them* at the apostles ;
and they distributed to each as anyone had need. Acts 4:34,35

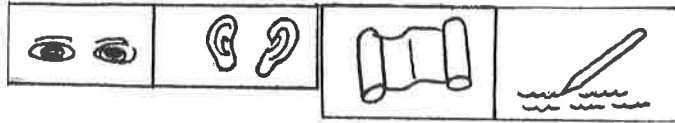

8. Pure and undefiled religion before God and the Father is this: to visit (help)
and in their trouble, and to keep oneself
unspotted from the world. James 1:27

Pictures to Paste on the Verses pages *How We Worship God*

Lesson 1




Lesson 2




Lesson 3



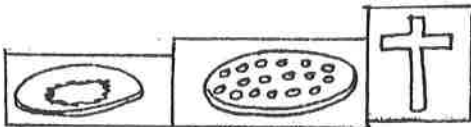
Lesson 4




Lesson 5




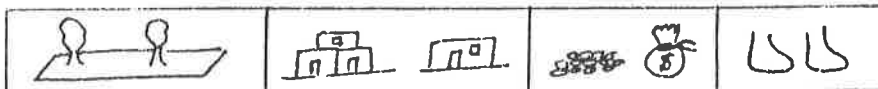
Lesson 6



Lesson 7



Lesson 8



We Worship God

(sung to the tune: *Jesus Loves the Little Children*)

Lesson 1

Who can worship God our Father?
All the Christians of the world.
Red, brown, yellow, black and white,
We are precious in His sight.
Some worship God the Maker of the world.

Who can come to be a Christian?
All the people of the world.
If we trust and then obey,
Follow Jesus every day.
For He died for all the people of the world.

Lesson 2

Christians love to read the Bible
In our home and in the church.
It's so wonderful to see
What God says to you and me.
So we read it in our home and in the church.

Lesson 3

Christians pray to God our Father
Speak to Him both day and night.
God hears every word we say
When to Him we humbly pray,
So we talk to Him each morning, noon and night.

Lesson 4

Christians sing the love of Jesus.
We're so happy that we sing.
It's so wonderful to know
That God loves His children so.
Jesus died to cleanse our hearts and make us sing.

Lesson 5

Christians give as they are able,
Sharing in the work of God.
It's so wonderful to share
Just because we truly care.
With our gifts we show how much we love our God.

Page 2 Song for *How We Worship God*

Lesson 6

Christians gather round the table,
Precious table of the Lord.
There we eat the bread divine,
Drink the cup, fruit of the vine.
Every week we set the table of the Lord.

Lesson 7

Christians spread the love of Jesus
To the children of the world;
Red, brown, yellow, black and white;
Calling them to do what's right,
Calling them to serve the Savior of the world.

Lesson 8

Christians surely love their neighbors
Just as Jesus loves them too.
Help them in their every need,
Be so kind in word and deed,
Just as Jesus shows His love for me and you.

Review

Christians worship God their Father--
Read His Holy Word and pray,
To His table come, and sing,
Loving offerings to Him bring;
Helping others with our deeds and what we say.

by Vaughn and Margaret Elliott