


*A Bible Course For Children*

# ACTS OF THE APOSTLES

**52 Lessons**  
**(for 1 year of weekly classes)**  
**for 2 groups:**  
**ages 5-8 and 9-12**

**by Margaret Elliott**



# **ACTS OF THE APOSTLES**

**For 2 groups: ages 5-8 and 9-12 years old.**

## **PURPOSE OF THE COURSE**

**To learn how the early church was extended in the world.**

**To learn some lessons for our daily life from the lives of the first Christians or from the lives of those who fought against the church.**

## **ORGANIZATION OF THE COURSE**

**This is a study of the book of Acts presented in 5 parts. This study has 52 lessons including reviews. There are worksheets for 2 age-groups, 5-8 and 9-12. The older group can use both worksheets. All work is based on the New King James Version. Each week the teacher should present a coherent story of how the church grew.**

## **PART 1 -- THE CHURCH BEGINS**

- 1. Jesus leaves His apostles – 1:1-11.**
- 2. Matthias is chosen to replace Judas – 1:12-26.**
- 3. The Holy Spirit comes on Pentecost – 2:1-43.**
- 4. Peter and John heal the crippled beggar – 3:1-26.**
- 5. Peter and John before the leaders of the Jews – 4:1-22.**
- 6. The disciples pray and share their possessions – 4:23-31; 2:44-47; 4:32-37.**
- 7. Ananias and Sapphira – 5:1-11.**
- 8. The apostles heal and are persecuted – 5:12-42.**
- 9. Seven men are chosen – 6:1-7.**
- 10. Stephen preaches his last sermon – 6:8 to 8:3.**
- 11. Review of Part 1.**

## **PART 2 -- THE CHURCH GROWS**

- 12. Philip and the sorcerer of Samaria – 8:4-25.**
- 13. Philip and the Ethiopian – 8:26-40.**
- 14. Saul becomes a Christian – 9:1-19; 22:1-16; 26:4-18.**
- 15. Saul begins his Christian life – 9:19-30; 22:17-21; Gal 1:11-18.**
- 16. Peter with Aeneas and Dorcas – 9:32-43.**

- 17. Cornelius sends for Peter – 10:1-23.
- 18. Peter at Cornelius' house – 10:23 to 11:18.
- 19. The disciples are called Christians – 11:19-30.
- 20. Peter escapes from prison – 12:1-19.
- 21. Herod's death – 12:19-24.
- 22. Review of Part 2.

### PART 3 -- PAUL, THE APOSTLE TO THE GENTILES, TRAVELS

- 23. Paul and Barnabas sent out to preach – 12:25 to 13:12.
- 24. Paul preaches in Antioch of Pisidia – 13:13-52.
- 25. Paul and Barnabas in Iconium, Lystra, Derbe, and Antioch of Syria – 14:1-28.
- 26. The apostles and elders of Jerusalem answer a question – 15:1-35.
- 27. Disagreement between Paul and Barnabas – 15:36 to 16:5.
- 28. Paul obeys the vision of the man from Macedonia – 16:6-15.
- 29. Paul and Silas in prison – 16:16-40.
- 30. Review of Part 3.

### Part 4 -- MORE PREACHING TRIPS FOR PAUL

- 31. Paul and Silas go to Thessalonica and Berea – 17:1-15.
- 32. Paul in Athens – 17:16-33.
- 33. Paul in Corinth – 18:1-17.
- 34. Priscilla, Aquila and Apollos – 18:18-28.
- 35. Paul helps the disciples understand better – 19:1-10.
- 36. Paul's work in Ephesus – 19:11-22.
- 37. The riot in Ephesus – 19:23 to 20:1.
- 38. Paul with the church in Troas – 20:2-12.
- 39. Paul says goodbye to the Ephesian elders – 20:13-38.
- 40. Review of Part 4.

**Part 5 -- PAUL ARRESTED AND TRIED**

- 41. Paul arrives in Jerusalem – 21:1-25.**
- 42. Paul arrested – 21:26 to 22:29.**
- 43. Paul before the council – 22:30 to 23:11.**
- 44. The plot to kill Paul – 23:12-35.**
- 45. The trial before Felix – 24:1-27.**
- 46. The trial before Festus – 25:1-12.**
- 47. Paul speaks before King Agrippa – 25:13 to 26:32.**
- 48. Shipwrecked on the way to Rome – 27:1-44.**
- 49. Safe in Malta – 28:1-10.**
- 50. Paul in Rome – 28:11-31.**
- 51. Review of Part 5.**
- 52. Review of whole book of Acts.**

by Margaret Elliott  
originally in Spanish 1994-97  
Spanish revision 2008  
in English 2007

Scripture taken from the New King James Version.  
Copyright © 1982 by Thomas Nelson, Inc.  
Used by permission. All rights reserved. Type your text



## TEACHER'S HELPS

### ACTS OF THE APOSTLES

*All the material in the packet is based on the New King James Version.*

#### This course is designed for 2 possible uses.

1. Two separate classes:
  - 5-8 year-olds using the Younger worksheet;
  - 9-12 year-olds, using the Older worksheet (or both worksheets).
2. A "one-room-school" class of a wide range of ages:
  - students who cannot read yet using the Younger worksheet;
  - students who read well using the Older worksheet.

#### Included in this packet of 52 lessons are:

Outline of the course.

Teacher's Helps.

A copy of *Do Healing Miracles Exist Today?* (Lesson 4).

A chart *The Conversions of the New Testament*.

A harmony of the conversion of Saul as told in chapters 9, 22, 26 (Part 2).

Visual Aids

Enlarged pictures of some of the cities in Acts and other teaching pictures:

Posters.

Maps.

Flash cards for Younger students.

A synagogue to be constructed.

Student worksheets--Each lesson has 2 worksheets:

One for younger students who cannot read.

One for older students. (The older students could do both pages.)

Extra Things for Worksheets (Both age groups).

Special pages for memorization:

Apostles (Part 1).

Books of the New Testament (Part 2).

Memory Verse Illustrated Cards for various lessons to take home to study.

Projects:

Two Maps--older student (who can read).

1. *The World of the Book of Acts* -- Map in Colors (begin Lesson 2);

2. *Map of Paul's Letters* (begins with Lesson 28).

Life of Paul Game to make for class use (begins with Lesson 14). Both groups can play.

#### The Theme of the Book of Acts

It is especially important to notice the theme of Jesus, his death, burial, and resurrection (the gospel--the good news) throughout the book. The apostles and others went everywhere preaching about Jesus but there are other words besides "preaching" used to describe how they spoke, such as: testified, proclaimed, explained, spoke, proved, showing, teaching, and persuading.

#### This Is A Book About Real People In Real Places

Emphasize throughout the course that the people in the stories were real people and the places where they lived, worked, and traveled are real places in the world.

1. Use a large world map. Have the students find where they themselves live.

2. Then, on a map of that time in history, as each lesson develops, have them find the countries and cities in Acts. In this packet are many pictures of the cities so the students can see what those places looked like back then or the ruins of what is left of the former places.

## **What You Need To Do to Get Ready to Teach THIS COURSE**

Read the entire book of Acts at 1 or 2 sittings to capture the continuity and unfolding drama of the story.

Pray for yourself and your students.

Prepare your visual aids.

Prepare your copies of the projects.

Photo copy worksheets and other materials needed for the students.

## **What You Need To Do to Get Ready to Teach EACH LESSON**

Read carefully the text for the lesson.

Pray for yourself and your students.

Work the worksheet when you study each lesson.

Do any cut-outs needed for each lesson.

Select your visual aids.

## **VISUAL AIDS**

### **Visual Aids the Teacher Can Make:**

1. The completed worksheet for the younger students in many lessons.
2. Memory verses printed on large paper or poster board.
3. For **Older** students, make **Flash Cards** of the Key Bible Words, important people, and important places. Each lesson has the list for that lesson under "Key Bible Words" and "Flash Cards".
4. For **Younger** students, mount the enclosed Flash Cards of their Bible Words to learn to read.
5. Make an enlarged copy of the **Conversions Chart**. Fill it in when you teach the corresponding lessons.
6. Make a large map of the part of the world involved in the book of Acts. Use the completed map enclosed as your pattern.
7. Make a **Life of Paul Game**. Instructions and pattern included. See also below under Projects.
8. A model of a **synagogue** (patterns and instructions included in this packet).

### **Visual Aid Pictures Enclosed in This Packet**

Enclosed are enlarged pictures of the major cities spoken of in Acts. Emphasize that these were at that time and some still are real cities. Today, Damascus, Athens, Rome, and Jerusalem are big cities and frequently in the news.

Enclosed are enlarged copies of other teaching pictures. On each picture is the number of the lesson or lessons in which you could use the pictures.

In each Lesson of these helps the suggested pictures for that lesson are listed.

## **METHODS TO BE USED IN THE COURSE**

### **Worksheets**

Two worksheets are provided for each lesson, one for **Younger** students, ages 5-8 ; and another for **Older** students who can read well, ages 9-12. Both worksheets could be used with the **Older** students, providing a greater variety of activities. You need to make copies according to the age of your students. You need copies also of the Extra Things for Worksheets according to ages for each student. **Folders** Each student of both ages needs a personal folder in which to keep completed worksheets, memory lists, and projects.

### **Memory Verses**

From 2 to 4 important verses from the book of Acts have been chosen for each Part. The teacher could print the verse to be learned on large paper or poster board to be displayed in the classroom. Have the students find the verse in his Bible. The first week that a verse is presented, give each student a copy of the Memory Card to take home to study. (Cards are numbered according to the Lesson number where introduced.)

### Lists to be Memorized

1. The Apostles (Part 1).
2. Books of the New Testament and who wrote them (Part 2).

### Younger Key Words and Flash Cards

A number of the **Younger** worksheets have **key words** in large letters to learn to read. Others have open-lettered key words for the students to decorate and learn to read. You will note that some of the words appear on several different worksheets in different forms.

Use a variety of methods for decorating the open-lettered words, such as, markers, crayons, glitter, tracing the outline with a special color, pasting pipe cleaners bent to the shape of the letters, pasting colored paper letters over the open letters on the worksheet.

### Method for teaching students to read the words

1. Read the word on the worksheet together over and over. 2. Talk about what the word means. 3. Then show them a page in Acts and have them look for that word to find it as many times as they can. 4. Use the **Flash Cards** (included in this packet) to drill on recognizing them and telling what they mean. Mount the cards for stability. Introduce the words as they appear on the worksheets. Keep reviewing and drilling throughout the course.

The words that are used in the course are (as shown in the two forms): **Jesus, God, Obey, church, Christians, Paul, Acts, Luke, Scriptures, Bible** (not found in the Bible but important to know), **Yes, No, Jews, Gentiles, preach, God, Jesus, gospel, Jews, Gentiles, Christians, Acts, Paul, Christ, church, believe, Scriptures, Bible** (not in the Bible).

If you have a younger class with pupils who are advanced, add these words (included on the pages of Flash Cards for Younger Game): **Peter, John, pray, Jerusalem, apostles, Saul, temple, ship, synagogue, cross, resurrection, tomb, baptism, repent.**

### Older Key Bible Words

To be able to fully understand, as well as not misunderstand, the Scriptures it is very important to know what the words mean in the Bible. Even adults often miss the true and/or the full meaning of Scriptures because they do not really know what a key word means.

Each **Older** worksheet (Parts 1, 2, 3, 4) will have one or more **Key Bible Words**, chosen from Acts. The definitions are on the pages of Extra Things for Worksheet, Older. The student must choose the correct definition, cut it out, and paste it on the worksheet after the word it defines. These words will all be used on the word wheel in the review lessons (11, 22, 30, 40). Have the students look for the **Key Bible Words** in the text for the day in his Bible. This can also be done with important cities and countries.

### Older Flash Cards

Flash cards are cards or pieces of light cardboard cut to the same size on which are printed words or names, one to each card. One card at a time is held up by the teacher for the student to read aloud and identify. They can tell one thing about the person or place OR they can tell everything they know. The **Key Bible Words** should also be included for the students to give the meaning. This method lends itself well to a continuous review. Add new words and names each week. Each lesson offers words and names to be used but you can add others also.

### Projects

#### Maps for Older Students

There are 3 pages of materials for constructing the 2 maps.

**Maps Page 1** has scrolls and figures for the **Map of Paul's Letters** plus the names of the cities to paste on the **Map of Colors** using the cut and paste method.

**Maps Pages 2 & 3** have step by step instructions and patterns for **Map of Colors**.

#### 1- Map in Colors

***This map shows the countries and important cities in Acts.***

Each **Older** student will need a **copy** of the map **The World of the Book of Acts**.

Work on the map begins with lesson **#2** and continues throughout the course.

This map can be completed in Color by one of two methods.

**If you have limited time**, the students can color the various countries using **crayons** of the color indicated in the Teacher's Helps. **OR**,

**If you have more time** the following method of **cut and paste** can be used:

1. Mount the map on light cardboard before they begin to fill it with colored paper in class.
2. Be sure to make a sample map, filling in each country and city as the lessons progress. This will help you resolve any difficulties that may arise.
3. The teacher should prepare the patterns ahead of time. (See **MAPS** page 2 for instructions.)
4. All cutting should be done with great care. Cut out the patterns of the countries as they are needed. The Lesson Helps under **Projects** for each lesson tell when you need each one.

## **2- Map of Paul's Letters**

***This map will identify the places and people to whom Paul wrote letters.***

Each older student needs a **copy** of the basic map, ***The World of the Book of Acts***.

Instructions and pieces to paste are on **MAPS** Page 1.

Beginning with lesson #28, the Lesson Helps tell when to do each one.

**Another map idea:** If you have advanced students you can also use copies of the basic map for the students to draw lines to show Paul's trips. Use a separate map for each of his 4 trips.

## **Life of Paul Game**

This game can be played by:

1. individuals competing against each other; or
2. class divided into teams.

### **The parts of the game enclosed:**

Complete instructions about how to construct the game board.

A page of the rules of the game.

Game cards of questions to be backed with light cardboard for stability.

Pages of the same questions for the students to answer in class, beginning with Part 2, Lesson 14. (Each student needs a copy.) They take the questions home at the end of each Part to review. Actual playing the game begins in Part 3, Lesson 23.

## **Conversions Chart**

A small-sized Conversions Chart is enclosed. Make a large copy for the classroom. Do not fill in the spaces ahead of time. Whenever there is a conversion taught in a lesson, fill in the chart with the help of the students.

# **PART I -- THE CHURCH BEGINS**

## **Lesson 1**

**Story:** Jesus leaves His apostles -- 1:1-11.

**Application:** We believe that Jesus spoke and did the truth because there were many eyewitnesses who have told about these things in the Bible.

**Study Helps:** Include in your lesson information about the man who wrote the book of Acts. Questions are included on the older worksheet about these facts. These scriptures will help: Acts 1:1-2 introduction to the book. Who wrote to whom and why. Luke 1:1-4--introduction to the other book Luke wrote, to whom and why. In Acts 16:11-17; and 27:1--28:16 note that sometimes Luke traveled with Paul; you can tell when the story says "we". Philemon 24; 2 Timothy 4:11--Luke was a worker with Paul. Colossians 4:14--Luke's occupation.

**Visual Aids:** 1. The completed worksheet for the younger students--Jesus ascension.

2. **Map:** show where Jesus said the apostles would be His witnesses.

**Verse:** (Instructions under *Methods to be Used in the Course, Memory Verses*) **Acts 1:11** today. Give **All Students** a copy of memory **card #1** to take home to study & repeat next time.

**Worksheet:** Younger students--color the picture and paste cotton to cover the cloud.

Older students--Complete the older worksheet first. If there is time, they could also do the worksheet for younger students. Definitions for Key Bible Words to paste are on Extra Things for Worksheets Older, page 1. **All** -- Place completed worksheets in the students individual folders.

**Key Bible Words:** See instructions under *Methods to be Used in the Course*, page 3.

witness--someone who sees something happen.

**Flash cards:** See the instructions under *Key Words and Flash Cards* on page 3 of these helps.

Older: Jerusalem      Luke      Theophilus      Jesus      apostles

Younger: Jesus

## Lesson 2

**Story:** Matthias chosen to replace Judas -- 1:12-26.

**Application:** Judas lost everything important because he sold Jesus and killed himself instead of repenting. We, too, will not have everything important if we do not obey Jesus.

**Study Helps:** Background: Matthew 26:1 to 27:10 Do not try to use all this material in your story but only the important facts related to the story in Acts 1:12-26. Other references listing the 12 apostles--Mt. 10:1-4; Mk. 3:13-19; Lk. 6:13-16. Any name differences are probably explained by the fact that people often are known by more than one given name.

**Visual Aids:** 1. The completed worksheet for the younger students of the original 12 apostles. You could make larger copies of these and their names for your flannelboard.

2. Make silhouettes of the 2 men who fit the requirements, Matthias and Barsabas. As you tell the story remove Judas. Show Matthias and Barsabas to one side. Remove Barsabas and move Matthias to stand with the 11 other apostles.

**Verse:** Continue learning Acts 1:11. **All students**--Give each student a copy of the names of The Apostles to take home to memorize. Put another copy of the names in each folder. Have them fill in "Mathias" and write under his name, "He took Judas' place." When the student can say the names, give him/her a star. The list must stay in the folder for the entire study of the book of Acts.

**Worksheet:** Younger--The names to be pasted below the figures of the apostles, and the picture of Mathias are on Extra Things for Worksheets Younger page 1.

Older-- Also have the older students do the pasting exercise on the Younger worksheet. The names of the apostles and the figure of Mathias are on page 1 of Extra Things for Worksheets Older. Definitions for Key Bible Words are on Extra Things for Worksheets Older.

**Key Bible Words:** disciple--someone who is a follower and a learner.

apostles--special men chosen by Jesus who saw all He did.

**Flash cards:** Older -- Matthias      Judas

**Projects:** Begin the Map in Colors of the world of Acts. (See Maps in these helps, pages 3 & 4)

Limited time: Color JUDEA (tan) with crayons.

More time: Cut and paste method-- Fill in only JUDEA (tan) and Jerusalem. (**NOTE:** Countries are written in ALL CAPITAL LETTERS and cities are in smaller letters.) The patterns for the pieces and the names are on separate pages. Show the class where their map fits into a map of the world (enclosed) so they can understand that these are real places. **OR** Color with crayons.

## Lesson 3

**Story:** The Holy Spirit comes on Pentecost -- 2:1-43.

**Application:** The same message that Peter preached on Pentecost is the message for us today.

**Study Helps:** Pentecost is one of the 3 annual Jewish feast days (Deut. 16). The Feast of Weeks or Pentecost, is kept by the Jews on the 50th day after the Passover feast. In the year of this story, Pentecost came 40 days after Jesus' crucifixion plus 10 days after His ascension.

Emphasize that the church is not a stone or wood building. It is people, the Christians.

Explain: house of Israel--the Jews(v.36); proselytes --Gentiles who had become Jews (v.10).

**Visual Aids:** 1. Use a completed, colored younger student's worksheet of Peter preaching.

2. Map (enclosed in packet)--show the countries that the people were from who were present when Peter preached on Pentecost. Point out Jerusalem where Peter preached.

3. Enlarged pictures (in this packet):

-- Jesus on cross (Peter's sermon).

-- a baptism.

-- the temple.

-- the city of Jerusalem (The city chosen by God for His temple of the Jews; the capital of the nation of Israel in the Bible. Taken by Islam in 615 A.D. which built a mosque where the temple had been. Today, the city is the center of claims and trouble between the Jews and the Arabs. A thriving, divided city.)

4. Poster "*The People Present on the Day of Pentecost*" about the languages of the people present. Five sample languages are given on the poster to give an idea of the vast difference between the languages "in which we were born." It is difficult to find out what languages some of the groups spoke because many of the nations no longer exist having been swallowed up by other nations during the almost 2,000 years since that day. Looking at a map of that period of time and comparing it with a modern-day map helps a bit to understand the differences. Although there were national boundaries there were multitudes of tribes, each of which had its own tribal language. Many of these small tribal regional languages have become extinct. In many cases it is not even known what language was spoken in a particular region in ancient times.

The people present in Jerusalem on that Day of Pentecost were "Jews and proselytes" who had come to celebrate one of the major Jewish feasts. They would have had Hebrew as their common religious language of communication and Greek the official language of the world at that time.

Parthians and Medes were in the geographical area of present-day Iran (where today Persian is still spoken).

Elamites were in Mesopotamia which is present-day Iraq.

Judea is part of present-day Israel where Jews spoke Hebrew.

Cappadocia and Pontus (may have spoken Persian or Syrian), Asia, Phrygia and Pamphylia were all geographically in present-day Turkey (which today speaks Turkish and Kurdish).

Egypt, Libya, and Cyrene are all in northern Africa.

Rome is still the capital of Italy (where Latin was spoken then, but today Italian one of the languages that has its basis in Latin).

Crete is an island in the Mediterranean Sea.

Arabians still exist in many places and speak Arabic.

**Verse:** Check to see who can say the names of The Apostles from memory. Begin Acts 2:38. Give each student memory card #3 to take home to study and repeat next time.

**Worksheet:** Younger--The puzzle pieces should be pre-cut-out. They are found on Extra Things for Worksheets Younger page 1.

**All students**--The Cover for Part 1 should be introduced today. Have the students draw a crowd of people. Suggest they draw silhouette figures.

**Older**-- Definitions for Key Bible Words are on Extra Things for Worksheets Older.

**Key Bible Words:** baptism--to be put completely under water for forgiveness of sin.

fellowship--to join together in beliefs and activities.

doctrine--teaching.

**Flash cards:** Older -- Pentecost Holy Spirit Peter already made--Jerusalem

**Projects:** Conversions Chart With the help of the students, fill in the part for this lesson.

**Map in Colors** of the world of Acts. **Limited time:** With crayons color ASIA (yellow), LIBYA (green), CYRENAICA (gray) **Cut and paste method:** Fill in with colored paper only ASIA (yellow), LIBYA (green), CYRENAICA (gray).

## Lesson 4

**Story:** Peter and John heal the crippled beggar -- 3:1-26.

**Application:** We need to understand the purpose of miracles of healing in the Bible so that we don't get confused by people who claim to do such miracles today.

**Study Helps:** A copy of "*Do Healing Miracles Exist Today?*" is included for your study. Also see the worksheet for the older students. Be prepared to discuss the difference between Bible miracles of healing and so-called miracles of healing today.

### Why God performed mighty miracles

1- to prove His power to keep His promises.

2- to fulfill His promises. But most people forgot signs and lost the benefits.

Joshua and Caleb remembered and were blessed. Num. 13 and 14

Because of these examples we must believe God's promises to us. 1 Cor. 10:1-11

3- to prove that the message was true.

John 20:30,31 -- that we may believe and have life.

Mk. 16:20 -- to confirm the word of the apostles.

Heb. 2:3,4 -- to confirm the word.

Lu. 5:24 -- that we may know that the Son of man has authority to forgive sins.

John 3:2 -- proof Jesus is a teacher from God.

Lu. 7:20-22--healing miracles evidence of who Jesus is.

Acts 2:22 -- Jesus was approved of God by mighty works, wonders, signs.

Acts 14:1-3 -- the Lord bore witness to His word through signs and wonders by Paul.

4- out of compassion for sufferers. Matt. 20:34; 15:32; Mk. 1:41; Lu. 7:13,14.

**Visual Aids:** 1. Use the completed worksheet for younger students. It is a fold-out picture showing the lame man before and after his healing.

2. Enlarged pictures (in this packet)

-- Jesus on cross

-- the empty tomb.

-- the temple.

-- Solomon's porch

-- Jerusalem

3. Map --Point out Jerusalem.

**Verse:** Continue learning Acts 2:38.

**Worksheet:** Younger--The pieces to complete the worksheet are on Extra Things for Worksheets Younger page 2. Method of construction: **The teacher MUST make a sample ahead of class to be sure it works correctly.** 1. Cut out the pieces before class. 2. Cut out the pieces on the solid lines on Extra Things. Note the solid line which divides the two sides. 3. Fold each piece in the direction indicated on the broken lines. 4. Paste each bar to match the letters **A** and **B**. When pasting make sure that the man's two parts of the man's head line up correctly. When completed the lame man can be folded back from 2 sides to show the man healed.

Older--The pieces to complete the worksheet are on page 1 of the Extra Things for Worksheets Older. Definitions for Key Bible Words are on Extra Things for Worksheets Older.

**Key Bible Words:** repent--to change your mind.

**Flash cards:** Older -- John already made--Peter. Younger -- God

---

## Lesson 5

**Story:** Peter and John before the leaders of the Jews -- 4:1-22.

**Application:** We must always obey what God says no matter what anyone else may tell us to do.

**Study Helps:** The council of the Jews (See the Study Helps under Lesson 8.)

Be prepared to discuss with the class what we should do when someone tells us to do something different from what God says: (for example)

- |                                  |  |
|----------------------------------|--|
| -- "Stop going to church;"       | -- "If you tell the truth I'll beat you up;" |
| -- "Stop praying in this house;" | -- "Stop reading your Bible around here."    |

**Visual Aids:** Enlarged pictures (in this packet)

- the Jewish council.
- Jesus on cross and empty tomb.
- the temple.

**Verse:** Begin learning Acts 4:12. Give each student a copy of memory card #5 to take home to study and repeat next time.

**Key Bible Words:** obey--to do what you are told to do.

**Flash cards:** Older -- council. already made--Peter, John. Younger -- Jesus

---

## Lesson 6

**Story:** The believers pray and share their possessions -- 4:23-31; 2:44-47; 4:32-37.

**Application:** Christians do good spiritual things like pray but also do good things with the material things they have like share with the poor.

**Study Helps:** Prayer contains these kinds of things: 1. Praise to God; 2. Thanks to God; 3. Asking God for help with what we and others need.

This is a good time to teach the children how to pray.

Talk about what they can do to help others.

**Visual Aids:** 1. Use the completed worksheet for younger students--hands praying & sharing.  
2. Map -- Point out Jerusalem.

**Verse:** Continue learning Acts 4:12.

**Key Bible Words:** pray--to talk to God. share--giving something of yours to another.

**Flash cards:** Older -- Barnabas

---



## Lesson 7

**Story:** Ananias and Sapphira -- 5:1-11.

**Application:** We must not tell lies because God hates lying.

**Study Helps:** Other verses about lying: Revelation 21:8; Proverbs 12:22; Ephesians 4:25; Proverbs 6:16-19

**Visual Aids:** Use the completed worksheet for younger students--Ananias & Sapphira fall down.

**Verse:** Review verses learned.

**Worksheet: Younger**--The figures of Ananias and Sapphira are on Extra Things for Worksheets Younger page 1. Have the students color them, then cut them out on the lines around the figures. Attach each figure to the worksheet with the spring of paper (also on page 1).

**Older**--Pictures to paste for missing words on Extra Things for Worksheets Older, page 1.

**Key Bible Words:** lying--saying something that is not true.

**Flash Cards:** Older -- Ananias      Sapphira      already made--Peter

---

## Lesson 8

**Story:** The apostles heal and are persecuted -- 5:12-42.

**Application:** When we do what God says, some people don't like it. But we have to do what is right anyway.

**Study Helps:** Solomon's Porch is part of the temple buildings.

The council (5:21) was the highest court of the Jews during Jesus' time and until the destruction of Jerusalem. It was made up of 70 men who were important priests, Sadducees, Pharisees, scribes, and elders with the high priest as the head.

priests--the Jews who worked in the temple.

Sadducees--a special group of Jewish priests who did not believe in angels, spirits, or in any kind of resurrection.

Pharisees--a special group of Jews who wore special clothes. They followed God's law and many extra rules that they had added to the law of God. They did believe in angels and resurrection.

scribes--Jewish lawyers who knew the law of God very well.

elders--the older, respected men of the Jews.

**Visual Aids:** 1. Use the completed worksheet for younger students--apostles let out of prison.

2. Enlarged pictures (in this packet)

- the Jewish council.
- Jesus on cross
- empty tomb.
- Solomon's porch.

**Verse:** New-- Acts 5:29. Give each student memory card #8 to take home to study.

**Worksheet: Younger**--The pieces to complete the worksheet are on Extra Things for Worksheets Younger page 3. The teacher should prepare the pieces before class time. The students can do the pasting.

1. Cut the doors so they can be opened.
2. To make the bars, fold the piece on the dotted line. Cut through the fold on the solid lines.

3. Open and paste the bars over the window.
4. Paste the angel to the door.
5. Paste the wall to the worksheet over the apostles so they are inside the prison.

**Key Bible Words:** council--special group of rulers of the Jews.

Pharisees--a group of Jews, teachers of Law, believed in a resurrection.

Sadducees--Jewish priests who did not believe in angels or resurrection.

**Flash Cards:** Older -- Gamaliel priests Sadducees Pharisees scribes  
elders council apostles Younger -- Obey, God

---

## Lesson 9

**Story:** Seven men are chosen -- 6:1-7.

**Application:** God wants us to serve others.

**Visual Aids:** Use the completed worksheet for the younger students--7 men chosen.

**Verse:** New-- Acts 2:42. Give each student a copy of memory card #9 to take home to study.

**Worksheet:** Younger--Paste the names below the pictures of the 7 men who were chosen to serve. The names are on Extra Things for Worksheets Younger page 1.

Older--Answers to crossword puzzle are at the end of these helps, page 32.

**Key Bible Words:** serve--to do something for someone else.

**Flash Cards:** Older -- brethren Stephen Philip already made--apostles

---

## Lesson 10

**Story:** Stephen preaches his last sermon -- 6:8 to 8:3.

**Application:** We should always tell the truth no matter what will happen and be ready to forgive those who treat us badly.

**Study Helps:** Stoning was the method used by the Jews for putting people to death. See examples from the Law of Moses: Numbers 15:35; Deuteronomy 13:10; 17:5; 21:21.

- Visual Aids:**
1. Use the completed worksheet for the younger students--Stephen being stoned.
  2. Enlarged picture (in this packet)
    - Jesus on cross.
    - Jerusalem
  3. Map--point out Jerusalem.

**Verse:** Review all the verses.

**Worksheet:** Younger--Paste the stones (found on Extra Things for Worksheets Younger page 3) on the picture of Stephen. Older: most of Stephen's message was about the history of the Jews.

**Key Bible Words:** Jesus--Savior.

**Flash Cards:** Older -- Saul already made--Stephen. Younger -- preach, Jesus

---

## Lesson 11

**Story:** Review of Part I.

**Activities:**

**Younger** students -- 2 words in large letters, **ACTS** and **LUKE**, to color and learn to read.

**Older** students -- The word wheel to use to review the Key Bible Words.

1. Have each student cut out 2 arrows (one long and one short) on Extra Things for Worksheets Older, page 3.

2. Make holes in the center of the wheel and in the dots on the two arrows. Bend the outer prong of a paper clip outward. Attach the arrows to the center of the wheel at the dot with the outer prong of a paper clip from the back of the wheel. On the front bend the prong flat against the wheel, leaving room for the arrows to move freely. On the back of the wheel, bend the clip to be flat against the wheel.

3. As the teacher calls a word, the students match the word to the correct definition by pointing the small arrow to the word and the long arrow to the correct definition. The word wheel should be kept in their folders for future use.

**Key to word wheel Part 1**

witness--someone who sees something happen.

disciple--someone who is a follower and a learner.

apostles--special men chosen by Jesus who saw all He did.

baptism--to be put completely under water for forgiveness of sin.

fellowship--to join together in beliefs and activities.

doctrine--teaching.

repent--to change your mind.

obey--to do what you are told to do.

pray--to talk to God.

share--giving something of yours to another.

lying--saying something that is not true.

council--special group of the rulers of the Jews.

Pharisees--a group of Jews, teachers of Law, believed in a resurrection.

Sadducees--Jewish priests who did not believe in angels or resurrection.

serve --to do something for someone else.

Jesus--Savior.

**Other ideas:**

Review all the verses.

Describe people studied so far in Acts. Ask, "Who is it?" after each description.

Do the same with events. Ask "Where did it happen?"

Review all flash cards.

Have **Older** student write one or more of the verses from memory.

**PART 2 -- THE CHURCH GROWS****Lesson 12**

**Story:** Philip and the sorcerer of Samaria -- 8:4-25.

**Application:** A Christian only has to repent and pray for forgiveness when he sins.

**Study Helps:** Explain the difference between what a sinner of the world has to do to have his sin forgiven to become a Christian; and what a Christian has to do to have his sin forgiven.

Scriptures about sorcery, magic, witchcraft: Exodus 22:18; Deut. 18:9-14; Jer. 27:9,10; Gal. 5:19-21; Rev. 21:8; Rev. 22:15.

**Visual Aids:** 1. Map-- Point out city of Samaria (Now a village called Sebastiya.)

2. Enlarged pictures (in this packet)

-- a baptism.

- ruins of Samaria.
- Peter and Simon the sorcerer.

3. The completed worksheet for the Younger students--repent and pray.

**Verse:** Continue reviewing the verses learned in Part I.

**All:** Make 2 copies of the list of **New Testament Books** for each student. Distribute one copy to be taken home to memorize. Read the list together in class. Put the other copy in each student's folder. Give a star when a student can say them all by memory.

**Worksheet: Younger**--explain that the figures are of the 2 things a Christian has to do to be forgiven for sin.

**Older** -- Definitions for Key Bible Words to paste are on Extra Things for Worksheets Older, page 2. Answers to the crossword puzzle are at the end of these helps, page 32.

**All Students** -- Cover for Part 2. Draw silhouette people like Part I adding many more.

**Key Bible Words:** sorcerer--a person who uses powers of black magic.

forgive--to take away the blame and guilt of something that a person has done.

gospel--the good news about Jesus and salvation.(8:25--first time it is used in Acts.)

**Flash Cards: Older** -- Simon Samaria Felipe already made--Peter, apostles. Always include the cards of people or places that were in a previous lesson and appear again in the present lesson. **Younger** -- gospel

**Projects: Conversions Chart** begun in Part I. With help of the students, fill in this lesson.

**Map in Colors**-- Review the instructions under "Maps" in the introduction of these Helps, page 3. Do not paste countries that have not yet been mentioned up to this point in the stories of Acts. The patterns for the pieces and the names of the cities are on separate pages. Today add both the country of SAMARIA (green) and the city of Samaria. Use the method chosen before.

## Lesson 13

**Story:** Philip and the Ethiopian -- 8:26-40.

**Application:** We must read the Bible and listen to the explanation of teachers who teach the truth in order to know how to follow God.

**Study Helps:** Romans 10:14-17

- Visual Aids:**
1. The completed worksheet for the younger students--Philip & Ethiopian in chariot.
  2. Map-- Point out ETHIOPIA to the south of EGYPT in AFRICA (ETHIOPIA is still a country today as is also EGYPT).
  3. Enlarged picture (in this packet) -- of a baptism.

**Verse:** New-- **Acts 8:38**. Check to see if anyone can say the books of the New Testament. Give each student a copy of memory **card #13** to take home to study and repeat next time.

**Worksheet: Younger**--The pattern to make a chariot wheel is found on Patterns for Worksheets, page 1. Cut the wheel out of a piece of light cardstock. Attach the wheel to the chariot with the outer prong of a paper clip from the back of the worksheet. Poke the prong through the large dot on the worksheet and through the dot on the wheel. Turn the prong toward the top of the worksheet. Fasten the paper clip flat to the back of the sheet with a small piece of pasted paper. The wheel should now turn. The scroll to cut out and paste in the hands of the Ethiopian is on Extra Things for Worksheets Younger, page 3.

**Older**-- Scriptures for exercise: What else do we know about Philip?--6:5; 6:18--7:60; 8:7; 8:6; 8:5,12; 8:12; 8:14.

**Key Bible Words:** prophet-- one who tells the future and brings messages from God.

**Flash Cards:** Older -- Ethiopian already made--Felipe

**Projects:** Conversions Chart -- With the help of the students, fill in the part for this lesson.

Map in Colors--below EGYPT, write "to ETHIOPIA" below the arrow pointing down.

---

## Lesson 14

**Story:** Saul becomes a Christian -- 9:1-19; 22:1-16; 26:4-18.

**Application:** God has said in His word that persecution is part of being a Christian.

**Study Helps:** For background, review Stephen's death, Acts 7:58 to 8:3.

Explain: persecution -- being treated badly because of what a person believes.

The harmony of the accounts of Saul's conversion is on separate pages in this packet.

**Visual Aids:** 1. Map-- Point out Damascus.

2. Enlarged pictures

-- Damascus. (The city of Damascus is the capitol of SYRIA today. Having existed for over 4,000 years it is one of the oldest cities to be in continual existence from ancient times. Today the city is a mixture of the ancient and modern buildings.)

-- a baptism.

**Verse:** New-- Acts 22:16. Give each student a copy of memory card #14 to take home to study.

**Worksheet:** Younger students--The pictures of the story to put in correct order are on Extra Things for Worksheets Younger page 4.

**Key Bible Words:** persecute--to treat badly because they are following God.

**Flash Cards:** Older -- Ananias of Damascus, Damascus, already made--Saul.

Younger -- Jesus

**Projects:** Conversions Chart With the help of the students, fill in the part for this lesson.

Map in Colors--Color with crayons or Paste countries of GALILEE (gray) and SYRIA (yellow), and city of Damascus.

Life of Paul Game All the older students need a copy of the questions for **Part 2**. As you review the questions, students fill in answers to questions on their copies. The class will begin to play the Game in Part 3, Lesson 23.

---

## Lesson 15

**Story:** Saul begin his Christian life -- 9:19-30; 22:17-21; Gal 1:11-18.

**Application:** Sometimes people hate others who have become Christians. We have to keep on following Jesus anyway.

**Study Helps:** The order of events at the beginning of Saul's life after he became a Christian are a little difficult to sort out. Here is what seems to be what Saul did.

Acts 9:19-22 in Damascus immediately after his conversion-"for some days" v.19

Galatians 1:11-18 in Arabia where he received teaching directly from Jesus.

Acts 9:23-25; 2 Cor. 11:32,33 returned to Damascus-"after many days" Acts 9:23.

Acts 9:26-30; Acts 22:17-21; Galatians 1:18 went to Jerusalem 3 years after his conversion.

Acts 9:30,31 to Tarsus.

**Visual Aids:** 1. The completed worksheet for the younger students--Saul let down in basket.  
 2. Map-- Point out Damascus, ARABIA, Jerusalem, Tarsus.  
 3. Enlarged pictures (in this packet)  
     -- Damascus.  
     -- Tarsus (Saul's hometown. Still a city today.)

**Verse:** Continue with Acts 8:38 and Acts 22:16.

**Worksheet:** Younger students--the basket and Saul are on Extra Things for Worksheets Younger page 5. Paste the basket together only on the sides and bottom edges. Place Saul inside. Paste the basket to the side of the wall on the worksheet so it looks like it is hanging from the ropes in the picture.

**Key Bible Words:** synagogue--a place where Jews study and worship.

**Flash Cards:** Older -- ARABIA already made--Barnabas      Younger -- Jews

**Projects:** Map in Colors-- Color with crayons or Paste countries of ARABIA (orange) and CILICIA (purple), & city--Tarsus.

**Life of Paul Game** -- Continue reviewing the questions up to this point in Paul's life. The students write answers to the questions on their copies.

## Lesson 16

**Story:** Peter with Aeneas and Dorcas -- 9:32-43.

**Application:** We must find ways of doing good things for others.

**Study Helps:** James 1:27.

**Visual Aids:** 1. The completed worksheet for the younger students--widow and child.  
 2. Map-- Point out city of Joppa  
 3. Enlarged picture (in this packet)  
     -- Joppa (today the Israeli seaport city called Jaffa.)

**Verse:** Continue with the verses.      Check the books of the N.T.

**Worksheet:** Younger students--a pattern for the dress is found on Patterns for Worksheets page 1. Pin the pattern to the cloth before cutting. Cut the dress from cloth.

**Key Bible Words:** widow--a woman whose husband is dead.  
paralytic-- a person who can not move a part of his body.

**Flash Cards:** Older -- Aeneas      Dorcas      Joppa      already made--Peter

**Projects:** Map in Colors--city of Joppa.

## Lesson 17

**Story:** Cornelius sends for Peter -- 10:1-23.

**Application:** God hears the prayers of those who want to know the truth.

**Study Helps:** Mark 7:19--Jesus made all meats clean. See 1 Tim. 4:4,5.

**Visual Aids:** 1. Map-- Point out cities Caesarea y Joppa.

2. Enlarged picture (in this packet)
  - Caesarea (today called Kaysariyeh).
  - Joppa

**Worksheet:** Younger students--The pictures of the story to put in correct order are on Extra Things for Worksheets Younger page 2.

**Older**-- Answers to "Visions"-- *Peter, do, lesson, New, will, Bible, read, God.*

**Key Bible Words:** centurion--an officer in the Roman army.  
vision--a message from God in mental pictures.

**Flash Cards:** Older -- Cornelius Caesarea , already made--Peter, Joppa. Younger -- Gentiles

**Projects:** Map in Colors--paste city Caesarea.

---

## Lesson 18

**Story:** Peter at Cornelius' house -- 10:23 to 11:18.

**Application:** God wants all kinds (races and nationalities) of people to be saved.

**Study Helps:** Galatians 3:26-28; Col. 3:11-- The gospel is for all kinds of people.

Explain the difference between Jews and Gentiles: The word "Gentiles" means races, tribes or nations. In Bible studies "Gentiles" refers to everyone who are not Jews. The Jews are people in the family of Jacob (Israel) that we read about in the Old Testament. All his descendents are called Jews. In other words, there are 2 kinds of people in the world, Jews and Gentiles. If you are not a Jew, you are a Gentile.

**Visual Aids:** 1. The completed worksheet for the younger students--Peter and Cornelius.  
 2. Magazine or book pictures of many different nationalities.  
 3. Map-- Point out Caesarea, Jerusalem.  
 4. Enlarged pictures (in this packet)  
     -- Jesus on cross and empty tomb.  
     -- a baptism.  
     -- Caesarea.  
     --Jerusalem

**Verse:** New-- Acts 10:34,35. Give each student a copy of memory card #18 to take home.

**Key Bible Words:** Gentiles-- all people in the world who are not Jews.  
preach--to tell others about Jesus.

**Flash cards:** Older -- already made--Peter, Cornelius, Caesarea . Younger -- preach

**Projects:** Conversions Chart With the help of the students, fill in the part for this lesson.

---

## Lesson 19

**Story:** The disciples are called Christians -- 11:19-30.

**Application:** "Christian" is the special name for God's people today. We should not add anything to that name. It says everything that is important.

**Visual Aids:** 1. Map-- Point out Tarsus, Antioch of SYRIA, Jerusalem.

2. Enlarged pictures (in this packet):

- Antioch of SYRIA (The ruins of Antioch of SYRIA are on the border between SYRIA and TURKEY. A modern city is nearby in TURKEY called Antakya.)
- Tarsus.

**Verse:** New-- Acts 11:26. Give each student a copy of memory card #19 to take home to study.

**Key Bible Words:** Christian--a baptized believer in Jesus Christ.

famine-- a time when little food grows for lack of rain.

**Flash Cards:** Older -- Tarsus Antioch of Syria Agabus already made--Barnabas, Saul.  
Younger -- Christians.

**Projects:** Map in Colors--add city, Antioch of SYRIA  
Life of Paul Game-- Continue questions for Part 2.

## Lesson 20

**Story:** Peter escapes from prison -- 12:1-19.

**Application:** It is a good thing for the church to pray together.

**Visual Aids:** 1. The completed worksheet for the younger students--Peter escapes from prison.

2. Map-- Point out Jerusalem.

3. Enlarged picture -- Jerusalem.

**Verse:** Continue with the verses.

**Worksheet:** Younger--The pieces to complete the worksheet are on Extra Things for Worksheets, Younger, page 5. Paste a piece of blank paper behind the door on the back of the worksheet to represent the inside of the prison.

**Key Bible Words:** Jews--nation chosen to bring Jesus to save the world from sin.

**Flash Cards:** Older -- Herod angel already made--Peter Younger -- Acts.

## Lesson 21

**Story:** Herod's death -- 12:19-24.

**Application:** It is a sin to take God's glory to yourself.

**Study Helps:** Flavius Josephus, a Jewish historian in the first century, also wrote a version of Herod's death. (Note that the account, although different in some details, substantially agrees with what the Holy Spirit wrote by Luke.)

*"At which festival a great multitude was gotten together of the principal persons, and such as were of dignity through his province. On the second day of which shows he put on a garment made wholly of silver, and of a contexture truly wonderful, and came into the theater early in the morning; at which time the silver of his garment being illuminated by the fresh reflection of the sun's rays upon it, shone out after a surprising manner, and was so resplendent as to spread a horror over those that looked intently upon him; and presently his flatterers cried out, one from one place, and another from another, (though not for his good,) that he was a god;" Antiquities 19.8.2*  
This evidence is the reason for dressing Herod in silver on the Worksheet.



**Visual Aids:** 1. The completed worksheet for the younger students--Herod in silver robes.  
 2. Newspaper pictures or photos of present day rulers, presidents, teachers, mayors, etc.  
 3. Map-- Point out Caesarea

**Verse:** Continue with the verses.

**Worksheet:** Younger--The pattern for Herod's robe and crown are on Patterns for Worksheets page 1. Cut them out of silver paper or aluminum foil. See Study Helps of this lesson.

**Key Bible Words:** glory--praise, worship, honor.

**Flash Cards:** Older -- Already made--Herod, angel, Peter.

## Lesson 22

**Story:** Review of Part 2.

The Younger students have 2 words in large letters, **CHURCH**, and **CHRISTIAN**, to color and learn to read.

The Older students have a word wheel to use for review of the Key Bible Words for Part 2. See the instructions the Teacher's Helps for Review Part I, Lesson 11.

### Key to word wheel Part 2

sorcerer--a person who uses powers of black magic.  
gospel--the good news about Jesus and salvation.  
forgive--to take away the blame and guilt of something another has done.  
prophet--one who tells the future and brings messages from God.  
persecute--to treat badly because they are following God.  
synagogue--a place where Jews study and worship.  
widow--a woman whose husband is dead.  
paralytic--a person who can not move a part of his body.  
centurion--an officer in the Roman army.  
vision--a message from God in mental pictures.  
Gentiles--all people in the world who are not Jews.  
preach--to tell others about Jesus.  
Christian--a baptized believer in Jesus Christ.  
famine--a time when little food grows for lack of rain.  
Jews -- nation chosen to bring Jesus to save the world from sin.  
glory--praise, worship, honor.

### Other ideas:

Review all the verses for Part 2 first and then Part 1.  
 Describe people studied so far in Acts. Ask, "Who is it?" after each description.  
 Do the same with events. Ask "Where did it happen?"  
 Review all flash cards for Part 2. Part 1 if there is time.  
 Have the Older students write one or more of the verses from memory.

**NOTE:** Each student should take home his copy of the questions for the Life of Paul Game Part 2 to study.

**TEACHER:** Prepare game board and cards for Part 2 of the Life of Paul Game to be ready to begin playing the game in Lesson 23. See instructions on separate pages.

## PART 3 -- PAUL, THE APOSTLE TO THE GENTILES, TRAVELS

### Lesson 23

**Story:** Paul and Barnabas sent out to preach -- 12:25 to 13:12.

**Application:** The power of God is stronger than the power that Satan has with magic, sorcery and witchcraft. We must not have anything to do with Satan's things. God hates them.

**Study Helps:** See Lesson 12 for a list of scriptures about witchcraft.

There already was a church in Cyprus (11:19,20).

Explain Saul's name changed to Paul. (13:9). Saul was his name in Hebrew, the language of the Jews. Paul was the same name in Latin, the language of the Romans (Gentiles). From now on in the Bible he is called Paul, perhaps because he was the apostle to the Gentiles (see Acts 22:21; 26:17; Romans 1:1--calls himself "apostle").

**Visual Aids:** 1. Map-- Point out Antioch of SYRIA, island of CYPRUS (in the Mediterranean Sea south of CILICIA. Today an independent country).

2. Pictures of present day witchcraft, for example:

Crystal ball

Astrology column of the newspaper

3. Enlarged pictures (in this packet)

-- Antioch of SYRIA.

-- Paul makes Elymas blind.

-- Peter and Simon the sorcerer.

**Verse:** Continue reviewing the verses. Have the students add Paul to their list of apostles. Under his name write "also called Saul" and "apostle to the Gentiles". Have them repeat the names from memory, adding Paul.

**Worksheet: Younger:** have the students draw stick figures to complete the small pictures.

1-John Mark; 2-Paul & Barnabas; 3-Paul, Barnabas, & John Mark; 4-Elymas.

**Older:** Definitions for Key Bible Words for Part 3 are on Extra Things for Worksheets Older, page 2. **All Students:** Cover for Part 3--Students draw Paul & Barnabas.

**Key Bible Words:** church--the assembly of Christians.

teaching--doctrine, giving information.

ministry--service.

**Flash Cards:** **Older** -- Sergius Paulus, Elymas, Cyprus, John Mark; and already made--  
Barnabas, Saul. **Younger** -- church

**Projects:** **Map in Colors**-- Color with crayons or Paste CYPRUS (pink).

**Life of Paul Game**-- All the older students need a copy of the questions for **Part 3** to fill in as you review. The **teacher** should have prepared the game board and cards for **Part 2**. Begin to play the game with this lesson. See the instructions on separate pages. Both groups can play.

## Lesson 24

**Story:** Paul preaches in Antioch of Pisidia -- 13:13-52.

**Application:** We should not be surprised when some people do not want to hear about Jesus and even treat us badly.

**Study Helps:** 2 Timothy 3:10-13--Paul refers to what happened to him in Antioch, Iconium and Lystra. Christians are to expect persecution (to be treated unkindly or cruelly because of their faith).

**Visual Aids:** 1. Model synagogue (patterns and instructions included in this packet).

2. Completed worksheet for younger students--stick picture of Paul preaching in synagogue.

3. Map-- Point out PAMPHYLIA, PISIDIA, Antioch de PISIDIA.

4. Enlarged pictures (in this packet)

- Paul preaching in a synagogue;
- the inside of a synagogue; and
- a crowd in a synagogue.
- Jesus on cross and empty tomb.

**Verse:** New verse: Acts 13:38. Give each student memory card #24 to take home to study.

**Worksheet:** Younger--the figures to finish the picture are on Extra Things for Worksheets Younger, page 6. The teacher should cut out the pieces before class and the students will paste them. Paste Paul & Barnabas inside the synagogue first. Then paste the building front only at the top so it can be lifted to see the scene inside.

**Key Bible Words:** resurrection--to come back to life from the dead.  
sin--not obeying God's word.

**Flash Cards:** Older -- PISIDIA, Antioch of PISIDIA; and already made--Paul, Barnabas, John Mark.  
Younger -- Jesus

**Projects:** Map in Colors-- Color with crayons or Paste PAMPHYLIA (yellow), PISIDIA (green), LYCIA (gray), & city: Antioch de PISIDIA. Some of these countries have to be pasted now because of where the city names overlap.

Life of Paul Game. Answer questions for Part 3 for this lesson. Play the game.

## Lesson 25

**Story:** Paul & Barnabas in Iconium, Lystra, Derbe, and Antioch of Syria -- 14:1-28.

**Application:** When people try to hurt us we should run away instead of fighting back.

**Study Helps:** Acts 14:1-5 speaks of Greeks, Jews, and Gentiles. Greeks are one nationality of Gentiles. Anyone in the world who is not a Jew is a Gentile.

**Visual Aids:** 1. The completed worksheet for the younger students--Paul and Barnabas.

2. Model synagogue.
3. Map-- Point out Iconium, Lystra, Derbe, Antioch of SYRIA.
4. Enlarged pictures (in this packet)
  - Jesus on cross, closed tomb, and empty tomb (the gospel).
  - Paul preaching in a synagogue;
    - the inside of a synagogue; and
    - a crowd in a synagogue.
  - the ruins of the city of Antioch of PISIDIA.
  - the city of Iconium (Today called Konia).
  - Antioch of SYRIA.
  - Ruins of Lystra (Timothy's hometown).

**Worksheet:** Older-- Define "gospel"--good news.

**Verse:** Continue with Acts 13:38.

**Key Bible Words:** to stone--to throw stones at a person to kill him. signs--miracles.

**Flash Cards:** Older -- Iconium Lystra Derbe; and already made--Antioch of SYRIA, Paul, Barnabas.  
Younger -- gospel

**Projects:** Map in Colors-- Iconium, Lystra, Derbe.

Life of Paul Game-- Answer questions for Part 3 for this lesson. Play the game.

## Lesson 26

**Story:** The apostles and elders of Jerusalem answer a question -- 15:1-35.

**Application:** We must listen to the church leaders who are teaching us the truth.

**Study Helps:** Galatians 1:6-10--Paul says watch out for false teaching. We can know the difference between false and true teaching today by studying the Bible.

**Visual Aids:** 1. The completed worksheet for the younger students--scroll with Greek words.  
 2. Map-- Point out Jerusalem, Antioch of SYRIA.  
 3. Enlarged pictures (in this packet)  
     -- Jesus on cross, closed tomb, and empty tomb (the gospel).  
     -- Jerusalem.

**Verse:** New verse--Acts 15:29. Give each student memory card #26 to take home to study.

**Worksheet:** Younger--The scroll to make and paste is on the Extra Things for Worksheets Younger page 7. Roll the ends and secure with a little paste. The message in Greek says "The apostles and the elders and the brothers, to the brothers among the Gentiles that are in Antioch in Syria and in Cilicia, greetings."

Older--Define "strangled"--choked (ex. wringing a chicken's neck to kill it).

"Sexual immorality"--sex outside of marriage. "Immorality" means things wrong before God who says that any kind of sex outside of marriage is wrong; it is sin.

**Key Bible Words:** sacrifice--to kill an animal as worship of a god.

idols--images of people or animals to worship.

abstain--to not do something by choice.

**Flash Cards:** Older -- Silas; and already made--Jerusalem, apostles, elders, Paul, Barnabas.

**Projects:** Map--none. Life of Paul Game. Answer questions for Part 3. Play the game.

## Lesson 27

**Story:** Disagreement between Paul and Barnabas -- 15:36 to 16:5.

**Application:** When we have disagreements we should peacefully talk it over and come to a decision that lets everyone go on serving Jesus.

**Study Helps:** More about Timothy: Grandmother Lois and Mother Eunice--2 Timothy 1:5; From a child had known the Holy Scriptures--2 Timothy 3:15; was an evangelist--2 Timothy 4:5.

**Visual Aids:** Map-- Point out Antioch of SYRIA, island of CYPRUS, SYRIA, CILICIA.

**Verse:** Continue Acts 15:29.

**Worksheet:** All students: Cover-- draw Silas.

**Key Bible Words:** contention--disagreement. brethren--what Christians are to one another.

**Flash Cards:** Older -- Timothy; and already made--Paul, Barnabas, Silas, John Mark.

**Projects:** Life of Paul Game.-- Answer questions for Part 3. Play the game.

## Lesson 28

**Story:** Paul obeys the vision of the man from Macedonia -- 16:6-15.

**Application:** Paul obeyed God's message in a vision. Today we obey God's message in the Bible.

**Study Helps:** Hebrews 1:1--includes dreams, visions, and speaking directly.

We know that Luke was traveling with Paul at this time because the account uses the words "we" "us": see 16:10, 11, 12, 13, etc.

**Visual Aids:** 1. The completed worksheet for the younger students--the river scene.

2. Map-- Point out GALATIA, BITHYNIA, MACEDONIA, Philippi, Troas.

3. Enlarged pictures (in this packet)

-- Jesus on cross, closed tomb, and empty tomb (the gospel).

-- city of Troas (now in ruins).

-- Philippi (An important city but now in ruins).

**Verse:** Continue with the verses.

**Worksheet:** Younger-- Have students draw Lydia and other women praying by the river. Cut colored paper to make the tree and river using Patterns for Worksheet page 2. After the pasting, students color grass, hills and sky with crayons. Talk about Paul meeting them there.

**Key Bible Words:** Holy Spirit--Spirit of God who lives and works in the Christian.

**Flash Cards:** Older -- Troas MACEDONIA Philippi Lydia; and already made--Paul, Silas.  
Younger -- preach

**Projects:** Conversions Chart. With the help of the students, fill in the part for this lesson.

**Map in Colors**--Color or Paste GALATIA (red), BITHYNIA (tan), MACEDONIA (purple), city in MACEDONIA--Philippi & city in ASIA--Troas. (You may have noticed that maps of this period of history often do not show the same borders or names of countries. It is because the information available is somewhat difficult to figure out. Remember that back in Paul's time there was not the wealth of books and records that we have today. The printing press had not yet been invented so that all written material had to be done by hand. Even today there are many disputed and rapidly changing borders between many countries. What we want the students to learn is that the places mentioned in the book of Acts and throughout the Bible are real places.)

Begin the **Map of Paul's Letters**. See the introductory part of these Helps page 4, for instructions of how each student should make it. Today add: Galatians with line to GALATIA. Explain that Paul visited churches there and later wrote his letter to the Galatians to them.

**Life of Paul Game**-- Answer questions for Part 3. Play the game.

## Lesson 29

**Story:** Paul and Silas in prison -- 16:16-40.

**Application:** We should be happy bcause we know Jesus even when we have problems.

**Study Helps:** Scriptures about rejoicing when persecuted or troubled: James 1:2-4;  
Matthew 5:11-12; Philippians 4:4-7 1 Pet. 4:12-14

Roman law said that if prisoners escaped, the soldiers in charge of them would be held responsible regardless of the circumstances. Their punishment was death. For this reason the jailer was going to commit suicide.

**Visual Aids:** 1. The completed worksheet for the younger students--Paul & Silas in prison.

2. Enlarged pictures (in this packet)

-- a baptism.

-- Philippi.

**Worksheet:** Younger--The missing parts of the picture are found on Extra Things for Worksheets Younger, page 4. The teacher should cut out the pieces before class and the students paste them.

**Older:** Look What Happened to Paul Incorrect words: *a Pharisee and, the past and, the king and Satan, to make money, glad and, and Paul, for a little while, and the girls with Lydia, the jail and, and idols, released and laughed at, home and, cursing, and an angel came and, with Paul, run away and, Do you want to go free? What can I do for you? hands, feet, and, afraid, doubtful*

**Key Bible Words:** beat--to hit many times with a stick or rope.

authority--having official charge over others.

divination--a power of Satan to tell the unknown by looking at something.

**Flash Cards:** **Older** -- slave girl, jailer; already made--Paul, Silas, Philippi. **Younger** -- believe

**Projects:** Map of Paul's Letters--add scroll Philippians for Philippi. Draw line to that city.

Conversions Chart With the help of the students, fill in the part for this lesson.

Life of Paul Game. -- Teacher prepare cards for questions of Part 3. Add them to the cards for Part 2 to play the game.

## Lesson 30

**Story:** Review of Part 3.

**Younger** students have 2 words in large letters, PAUL, and JESUS. Patterns of the letters are on Patterns for Worksheets Younger, page 2. Cut the letters out of colored cardstock or paper. Do not cut the little circles out of the letters (example: P). After the letters are pasted the circles can be made with a pen. Students paste.

**Older** students have a word wheel to use for review of the Key Bible Words Part 3. (If you have limited time, you may want to omit it so there is time to play the Life of Paul Game.) Word wheel instructions are in the Teacher's Helps for Review Part 1, Lesson 11. After reviewing the words for Part 3, also review the words in Parts 1 & 2.

### Key to word wheel Part 3

church--the assembly of Christians.

teaching--doctrine, giving information.

ministry--service.

resurrection--to come back to life from the dead.

sin--not obeying God's word.

to stone--to throw stones at a person to kill him.

signs--miracles.

idols--images of people or animals to worship.

sacrifice--to kill an animal as worship of a god.

abstain--to not do something by choice.

contention--disagreement.

brethren--what Christians are to one another.

Holy Spirit--Spirit of God who lives and works in the Christian.

beat--to hit many times with a stick or rope.

authority--having official charge over others.

divination--a power of Satan to tell the unknown by looking at something.

### Other ideas:

Review the Conversions Chart.

Have the **older** students write one or more of the verses from memory.

Review all the verses for Part 3 first and then Part 1 & 2.

Do the same with events. Ask "Where did it happen?"

Review all flash cards for Part 3. Parts 1 & 2 if there is time.

Play the Life of Paul Game. Let each student take home the Game questions for Part 3.

## **PART 4 -- MORE PREACHING TRIPS FOR PAUL**

### **Lesson 31**

**Story:** Paul and Silas go to Thessalonica and Berea -- 17:1-15.

**Application:** We should check the Bible to see if what the teacher or preacher says is true.

**Study Helps:** The scriptures that the people had were the Old Testament. The people of this area were Greeks, therefore, Gentiles.

**Visual Aids:** 1. The model synagogue.

2. The completed younger students' worksheet--scroll and child with modern book.

3. Map-- Point out cities Thessalonica and Berea.

4. Enlarged pictures (in this packet)

-- Thessalonica (Today called Solonika in GREECE) .

-- Jesus on cross and empty tomb.

-- Paul preaching in a synagogue;

-- the inside of a synagogue; and

-- a crowd in a synagogue.

**Verse:** New-- Acts 17:11. Give each student memory card #31 to take home to study.

**Worksheet:** Younger--the scroll and the boy reading the book-Bible to paste are on Extra Things for Worksheets, Younger page 8. Older -- Definitions for Key Bible Words for Part 4 are on Extra Things for Worksheets Older, page 2.

**Key Bible Words:** search--to look carefully to find something. Scriptures--the Bible.

**Flash Cards:** Older -- Thessalonica Berea. Younger -- Scriptures

**Projects:** Map in Colors--cities: Thessalonica, Berea

Map of Paul's Letters--1 y 2 Thessalonians

Life of Paul Game -- Distribute question pages for Part 4. The students fill in the question after each lesson. Play the Game for Parts 2, and 3.

### **Lesson 32**

**Story:** Paul in Athens -- 17:16-33.

**Application:** People who know how great God really is feel sad to see idols. God hates idolatry.

**Visual Aids:** 1. Pictures of current day idols.

2. The completed copy of the younger students' worksheet--idols.

3. Map-- Point out ACHAIA, city of Athens.

4. Model synagogue.

5. Enlarged pictures (in this packet)

-- Jesus on cross and empty tomb.

-- Paul preaching in a synagogue;

-- the inside of a synagogue; and

-- a crowd in a synagogue.

-- Athens. (Athens is the capitol of GREECE today, a modern city with many ancient ruins mixed in it.)

**Verse:** New-- Acts 17:30. Give each student memory card #32 to take home to study.

**Key Bible Words:** worship--to show honor, to bow down before.

religious--to believe in a god and worship it.

**Flash Cards:** Older -- Greeks Athens ACHAIA Areopagus Younger -- God

**Projects:** Map in Colors - Color with crayons or Paste ACHAIA (pink), city-Athens  
Life of Paul Game -- Students fill out the answers. Play the Game for Parts 2 and 3.

---

### Lesson 33

**Story:** Paul in Corinth -- 18:1-17.

**Application:** We should work willingly with our hands.

**Study Helps:** Explain--Sabbath is the seventh day of the week, the day that the Jews worshipped God. It is not Sunday. Sunday is the first day of the week.

The people of Corinth were Greeks and therefore Gentiles.

**Visual Aids:** 1. The completed copy of the younger students' worksheet--tent.

2. Map-- Point out Corinth.

3. Model synagogue.

4. Enlarged pictures (in this packet)

-- Paul preaching in a synagogue;

-- the inside of a synagogue; and

-- a crowd in a synagogue.

-- ruins of Corinth. (Ancient Corinth was a wealthy and important trading city but extremely wicked. It was destroyed by an earthquake in 1858. The modern town of Corinth is a few miles away but not important like the ancient city.)

**Verse:** Review the two new verses for this Part.

**Worksheet:** Younger--the pattern to cut out cloth tents to paste on the worksheet is found on Patterns for Worksheets, Younger page 2. On the cloth tent, mark the entrance with a black marker or crayon.

**Key Bible Words:** blaspheme--to speak in a bad way about God.

**Flash Cards:** Older -- Corinth Aquila Priscilla Gallio, and already made-- Silas Timothy

**Projects:** Map in Colors--city Corinth

Conversions Chart With the help of the students, fill in the part for this lesson.

Map of Paul's Letters--1 y 2 Corinthians

Life of Paul Game -- Students fill out the answers. Play the Game for Parts 2, and 3.

---

### Lesson 34

**Story:** Priscilla, Aquila and Apollos -- 18:18-28.

**Application:** We should be willing to be taught the truth so we can serve God in the right way.

**Visual Aids:** 1. Model synagogue.

2. Enlarged pictures (in this packet)

-- Paul preaching in a synagogue;

-- the inside of a synagogue; and

-- a crowd in a synagogue.

-- Ephesus. (Once a great trading city; dedicated to worship of idol Diana whose temple is considered one of the Seven Wonders of the Ancient World; now only ruins of the city remain about 20 miles from the sea.)



**Verse:** Continue reviewing.

**Key Bible Words:** refute--prove that something is not true.  
Christ--Messiah, anointed prophet, priest, king.

**Flash Cards:** Older -- Apollos and already made -- Priscilla Aquila

**Projects:** Map in Colors--Colosse  
Map of Paul's Letters--Colossians

Life of Paul Game -- Fill out the answers. Play the Game for Parts 2, and 3.

---

### **Lesson 35**

**Story:** Paul helps some disciples understand better -- 19:1-10.

**Application:** When we are told we are wrong we should be willing to change and do things according to God's word.

**Study Helps:** Sometimes in Scripture the words "Greeks" is used for "Gentiles." Other times when it says Greeks it means specifically the people from Greece.

**Visual Aids:** 1. Synagogue model.  
 2. Map-- Point out Ephesus.  
 3. Enlarged pictures (in this packet)  
     --a baptism.  
     --the three steps of baptism (3 pictures)  
     -- Paul preaching in a synagogue;  
         -- the inside of a synagogue; and  
         -- a crowd in a synagogue.  
     -- Ephesus.

**Worksheets:** Younger--Pictures to paste are on Extra Things for Worksheets, Younger, page 8.

Older-- Pictures to paste are on Extra Things for Worksheets, Older, page 1.

**Key Bible Words:** believe--to accept that something is true.  
magic--power of Satan to make unusual things happen.

**Flash Cards:** Older -- Ephesus      Younger -- believe

**Projects:** Map in Colors --city Ephesus

Conversions Chart -- With the help of the students, fill in the part for this lesson.

Life of Paul Game -- **Teacher** should prepare the cards for **Part 4** and the **Bonus** cards.

Add them to the game cards as the lessons progress. Fill in students' copies. Play game.

---

### **Lesson 36**

**Story:** Paul's work in Ephesus -- 19:11-22.

**Application:** Magic and sorcery are sinful things. People who want to be Christians must get rid of them.

**Visual Aids:** 1. The completed copy of the younger students' worksheet--fire burning scrolls.  
 2. Map-- Point out Ephesus  
 3. Enlarged picture (in this packet) -- Ephesus.

**Worksheet:** Younger--the pattern for fire to be cut out of red paper is on Patterns for Worksheets Younger, page 2.

**Key Bible Words:** evil spirit--a spirit working for Satan.  
miracles--special things that cannot happen naturally.

**Flash Cards:** Older -- Sceva. Younger -- Bible

**Projects:** Map of Paul's Letters--Ephesians.  
Life of Paul Game -- Students fill out answers. Play the game.

---

### Lesson 37

**Story:** The riot in Ephesus -- 19:23 to 20:1.

**Application:** Riots are not God's way of changing things. Don't join a group to do what they are doing without knowing why they are doing it and if it is good according to God's word.

**Study Helps:** Instead of demonstrations, strikes and riots, the Bible teaches that Christians are to pray for the leaders (1 Timothy 2:1-4). We are to honor and obey authorities (Rom. 13:1-7). It also says that we should work with our hands doing good (Ephesians 4:28).

**Visual Aids:** 1. The completed copy of the younger students' worksheet--idol of Diana.  
 2. Enlarged pictures (in this packet)  
 -- stadium in Ephesus.  
 -- city of Ephesus.

**Worksheet:** Younger--the puzzle pieces are on Extra Things for Worksheets, Younger, page 9.

**Key Bible Words:** assembly--a gathering of people for a special purpose.

**Flash Cards:** Older -- Demetrius Diana city clerk

**Projects:** Map of Paul's Letters-- silhouette of Titus with scroll of Titus at bottom of the map.  
Life of Paul Game -- Students fill out the answers. Play the game.

---

### Lesson 38

**Story:** Paul with the church in Troas -- 20:2-12.

**Application:** Bible events tell us good reasons for going to church.

**Study Helps:** Be sure to discuss the meaning of the verses on the worksheet. Using simple words, make a list on the blackboard of why the believers met together.

Explain that a person has to look at the context in order to know what "break bread" means:  
 1. to eat food; or 2. to take the Lord's Supper. In the story for this lesson we have both. Acts 20:7 says the reason the disciples came together on the first day of the week was to break bread--to take the Lord's Supper to remember Jesus' death for us (1 Cor. 11:27). Paul preached so long ("until midnight"--20:7) that they ate (broke bread) before he left. Acts 20:11 says: "had broken bread and eaten, and talked a long while, even till daybreak [Monday], he departed."

**Visual Aids:** 1. The completed copy of the younger students' worksheet--Eutychus falls.  
 2. Map-- Point out MACEDONIA, ACHAIA, Troas  
 3. 2. Enlarged pictures (in this packet)  
 -- city of Troas.  
 -- modern Lord's supper plates.

**Verse:** New--Acts 20:7. Give each student memory card #38 to take home to study.

**Worksheet:** Younger--the pattern for the window is on Patterns for Worksheets, page 2.

**Older**-- "Doctrine" means teaching; "Exhorting" means to encourage strongly.

**Key Bible Words:** break bread--1. to eat food; 2. to take the Lord's Supper.

**Flash Cards:** **Older** -- Eutychus and already made Troas.

**Projects:** Map of Paul's Letters-- silhouette of a group of men and scroll of Hebrews at bottom of the map.

Life of Paul Game-- Fill out the answers. Play the game.

## Lesson 39

**Story:** Paul says goodbye to the Ephesian elders -- 20:13-38.

**Application:** We should work hard for Jesus even when it is difficult and tiring.

**Study Helps:** Explain that in the New Testament church leaders are called elders (v.17), shepherds (v. 28, 29), and overseers (v. 28 bishops.) A study of Acts 20:17-29 shows that all three of these terms are referring to the same position (vs.17 and 28). The religious world misuses these terms and makes them all separate positions. "Greeks" see Study Helps in Lesson #35.

**Visual Aids:** 1. Map--Point out Miletus

2. Enlarged pictures (in this packet)

-- Jesus on cross, closed tomb, and empty tomb (the gospel).

-- Ephesus.

3. Younger students worksheet--Paul says goodbye to elders.

**Verse:** Review verse from the last lesson.

**Worksheet:** **All students:** Cover for Part 4--draw Paul

**Key Bible Words:** elders--older men who are leaders of the church.

flock--a group of sheep which describes the church.

shepherd--to take care of sheep.

**Flash Cards:** **Older** -- elders    Miletus    **Younger** -- Paul

**Projects:** Map in Colors -city Miletus

Life of Paul Game-- Fill out the answers. Play the game.

## Lesson 40

**Story:** Review of Part 4.

**Younger** students have 2 words in large letters, **BIBLE**, and **SCRIPTURES**, to color & to read.

**Older** students--Play the Life of Paul Game.

A word wheel to use for review of the Key Bible Words for Part 4. You may omit the word wheel in class so there is time to play the Life of Paul Game.

**Key to word wheel Part 4**

search--to look carefully to find something.

Scriptures--the Bible.

worship--to show honor, to bow down before.

religious--to believe in a god and worship it.

blaspheme--to speak in a bad way about God.

refute--prove that something is not true.

Christ--Messiah, anointed prophet, priest, king.

believe--to accept that something is true.

magic--power of Satan to make unusual things happen.

evil spirit--a spirit working for Satan.

miracles--special things that cannot happen naturally.  
assembly--a gathering of people for a special purpose.  
break bread--1. to eat food; 2. to take the Lord's Supper.  
flock--a group of sheep, which describes the church.  
elders--older men who are leaders in the church.  
to shepherd--to take care of sheep.

## **PART 5 -- PAUL ARRESTED AND TRIED**

### **Lesson 41**

**Story:** Paul arrives in Jerusalem --21:1-25.

**Application:** We must do God's will even when we know it will cause trouble for us.

**Visual Aids:** 1. Map-- Point out Caesarea, Jerusalem.  
 2. Enlarged picture (in this packet)  
 -- the temple.  
 --Jerusalem.

**Verse:** New--Acts 20:35. Give each student a copy of memory **card #41** to take home.

**Worksheet:** Older-- Answers to crossword puzzle are at the end of these helps, page 32.

**Key Bible Words:** Part 5 does not have Key Bible Words. It is more important to concentrate on playing the Life of Paul Game.

**Flash Cards:** Older -- Agabus; already made--Jerusalem, Philip.

**Projects:** Map in Colors-- Color with crayons or Paste EGYPT (red).  
Life of Paul Game--Distribute and work on the questions for Part 5. Play the Game.

### **Lesson 42**

**Story:** Paul arrested-- 21:26 to 22:29.

**Application:** Speak the truth even when everyone is against you. Don't say nice things just so others won't make fun of you or be mean to you.

**Study Helps:** Harmony of Paul's Conversions accounts (Enclosed in Helps). Note that the Jews accused Paul of bringing Greeks into the temple. Greeks were one nationality of Gentiles. Gentiles were forbidden to enter the temple.

**Visual Aids:** 1. Map- Point out Jerusalem.  
 2. Enlarged pictures (in this packet)  
 -- the temple.  
 -- Tower of Antonio, part of the Roman army fortress in Jerusalem. (This fortress was at the corner of the temple.)  
 -- a street in Jerusalem.

**Verse:** Continue Acts 20:35.

**Worksheet:** Older -- exercise What Is The Truth: Wrong words to--correct words--5. honor--kill.  
 8. ropes--chains. 10. Jerusalem--Tarsus. 11. Barnabas--Gamaliel. 13. God--Jesus.  
 15. hearing--sight. 18. ran away--raised voices. 21. Paul--Centurion.

**Flash Cards:** Older -- Roman commander

**Projects:** Map in Colors-- Color with crayons or Paste AFRICA (orange).  
Life of Paul Game--Work on the questions for Part 5. Play the Game.

### Lesson 43

**Story:** Paul before the council -- 22:30 to 23:11.

**Application:** When people ask why we believe in Jesus we need to be ready to answer.

**Study Helps:** See Lesson 8 Study Helps about the council.

**Visual Aids:** 1. Map- Point out Jerusalem.  
 2. Enlarged pictures (in this packet)  
 -- the Jewish council.  
 -- the temple.

**Flash Cards:** Older -- already made-- council Pharisee Sadducee. Younger -- Christ

**Projects:** Life of Paul Game--Work on the questions for Part 5. Play the Game.

---

### Lesson 44

**Story:** The plot to kill Paul -- 23:12-35.

**Application:** Christians do not fight or kill other religious people with whom they disagree. We are to love our enemies (Matt. 5:43-44).

**Study Helps:** Luke 6:27-36; Matthew 5:38-48; John 18:36; Acts 8:1-4; 2 Corinthians 10:3-5.

**Visual Aids:** 1. Map-- Point out Jerusalem, Caesarea.  
 2. Enlarged picture (in this packet) -- Caesarea.

**Flash Cards:** Older -- Claudius Lysias Felix Paul's nephew Caesarea

**Projects:** Map in Colors--CAPPADOCIA (gray).

Life of Paul Game--Work on the questions for Part 5. Play the Game.

---

### Lesson 45

**Story:** The trial before Felix -- 24:1-27.

**Application:** Hearing God's message makes some people afraid but they still don't want to become Christians. They don't have the right kind of fear. We should fear God enough to want to follow Him.

**Study Helps:** Note that in the book of Acts there are 3 different people named Ananias.

5:1-11--Ananias died for lying.

9:10-19--Ananias a Christian who baptized Saul.

24:1--the high priest of the Jews.

**Visual Aids:** 1. Use the picture on the younger worksheet--Paul before Felix and Drusilla.  
 2. Map-- Point out Caesarea.  
 3. Enlarged picture (in this packet) -- Caesarea.

**Flash Cards:** Older -- Tertullus, Drusilla, and already made Felix, Paul Younger -- Yes No

**Projects:** Map in Colors--THRACIA (orange).

Life of Paul Game--Work on the questions for Part 5. Play the Game.

---

### Lesson 46

**Story:** The trial before Festus -- 25:1-12.

**Application:** With calmness and courage, not anger, we should explain when there is a problem or we are accused of something.

**Visual Aids:** 1. Use the completed younger worksheet--Paul before Festus.  
 2. Map-- Point out Caesarea, Jerusalem.  
 3. Enlarged picture of Caesarea.

**Worksheet:** Younger--The puzzle picture is on the Extra Things for Worksheets Younger, page 8. Cut the pieces along the broken lines before class. The students fit them to the pattern on the worksheet and paste.

**Flash cards:** Older -- Festus      Younger -- Jews

**Projects:** Map in Colors--PONTUS (green).

Life of Paul Game--Work on the questions for Part 5. Play the Game.

---

### Lesson 47

**Story:** Paul speaks before King Agrippa -- 25:13 to 26:32.

**Application:** We should never put off doing something good we can do. Later might be too late.

**Study Helps:** Harmony of Paul's conversion accounts (in these Helps).

**Visual Aids:** 1. Use the picture on the younger worksheet--Paul before King Agrippa.  
 2. Enlarged pictures (in this packet)  
     -- Jesus on cross and empty tomb.  
     -- Caesarea.

**Worksheet:** Older: The wrong words in Paul's Account of His Life to be changed: *Peter, Caesarea, criminals, praise, Rome, midnight, an angel, cursing, the Holy Spirit, thought, Arabs, God mistakes, Samaria, be happy.*

**Verse:** New--Acts 26:20. Give each student memory card #47 to take home.

**Flash Cards:** Older -- Agrippa;      and already made-- Paul, Festus

**Projects:** Life of Paul Game--Work on the questions for Part 5. Teacher, prepare the cards for Part 5 and add to the game. Play the Game.

Map of Paul's Letters--silhouette of Timothy with scrolls of 1 & 2 Timothy at bottom of the map.

---

### Lesson 48

**Story:** Shipwrecked on the way to Rome --27:1-44.

**Application:** Suffering should not keep us from doing good.

**Visual Aids:** 1. Use the completed younger worksheet--a ship.  
 2. Map-- Point out island of CRETE (in the Mediterranean Sea south of the sea between ACHAIA and ASIA).

**Verse:** Continue with 26:20.

**Worksheet:** Younger--One way to "color" the ship would be to outline it with colored yarn pasted on the lines. All students--Cover--draw a sailing ship.

**Projects:** Map in Colors--island of CRETE (green).

Life of Paul Game--Work on the questions for Part 5. Play the Game.

---

### Lesson 49

**Story:** Safe in Malta -- 28:1-10.

**Application:** We should be ready to help those in need even if they are not our relatives or friends.

**Visual Aids:** 1. Use the completed younger worksheet--Paul, serpent, and fire.  
 2. Map-- Point out MALTA (a small island also called Melita).  
 3. Enlarged picture (in this packet) -- MALTA.

**Flash Cards:** Older -- MALTA. Younger -- Paul

**Projects:** Map in Colors--MALTA (red).

Life of Paul Game--Work on the questions for Part 5. Play the Game.

---

### Lesson 50

**Story:** Paul in Rome -- 28:11-31.

**Application:** There are ways to serve Jesus no matter what difficulties of life we are having.

**Visual Aids:** 1. Map-- Point out ITALY, Rome.  
 2. Enlarged picture -- Rome. (Today Rome is the capital of Italy and an important city in world events. It has a mixture of ancient ruins and modern buildings.)  
 3. Completed younger worksheet--scroll with letters Paul wrote.

**Verse:** New--Acts 28:30,31. Card #50.

**Worksheet:** Younger--The names to paste of the letters that Paul wrote are on the Extra Things for Worksheets, Younger, page 10.

**Projects:** Map in Colors--SICILY (yellow), ITALY (green), cities of Syracuse and Rome.

Life of Paul Game--Work on the questions for Part 5. Play the Game.

Map of Paul's Letters--Romans above the map near Rome; Philemon on figure at bottom. Paste the title Map of Paul's Letters (MAPS page 1) in any space of the Mediterranean Sea.

---

### Lesson 51

**Story:** Review of Part 5

**Younger**--words JEWS, and GENTILES.

**Older**--Crossword puzzle about Paul. Answers at the end of these helps, pages 33-34.

Life of Paul Game -- Play the Game. Maps -- Work on finishing the two maps.

**All** -- Work on finishing cover.

---

### Lesson 52

**Story:** Review of the entire book of Acts.

**Worksheet:** Younger -- Three pages of pictures from the lessons. Taking turns each student chooses a picture to tell what it is about. The pictures have the lesson number so the teacher can refer to it as needed.

**Older**--Three pages of squares of questions. Give each student a square. Taking turns each student asks questions of the others.

Play the Life of Paul Game.

Repeat all the verses.



## Keys to Some Puzzles on Worksheets

### Lesson 9

								<sup>1</sup> T			<sup>2</sup> F				
	<sup>3</sup> C							<sup>4</sup> W	I	D	O	W	S		
	O							E			O				
	<sup>5</sup> M	U	L	T	I	P	L	I	E	D				<sup>6</sup> B	
	P							V						R	
	L						<sup>7</sup> J	E	R	U	S	A	L	E	M
	A													T	
<sup>8</sup> D	I	S	C	I	P	L	E	<sup>9</sup> S						H	
	N							E						R	
	T							R						E	
							<sup>10</sup> S	E	V	E	N			N	
								E							

### Lesson 12

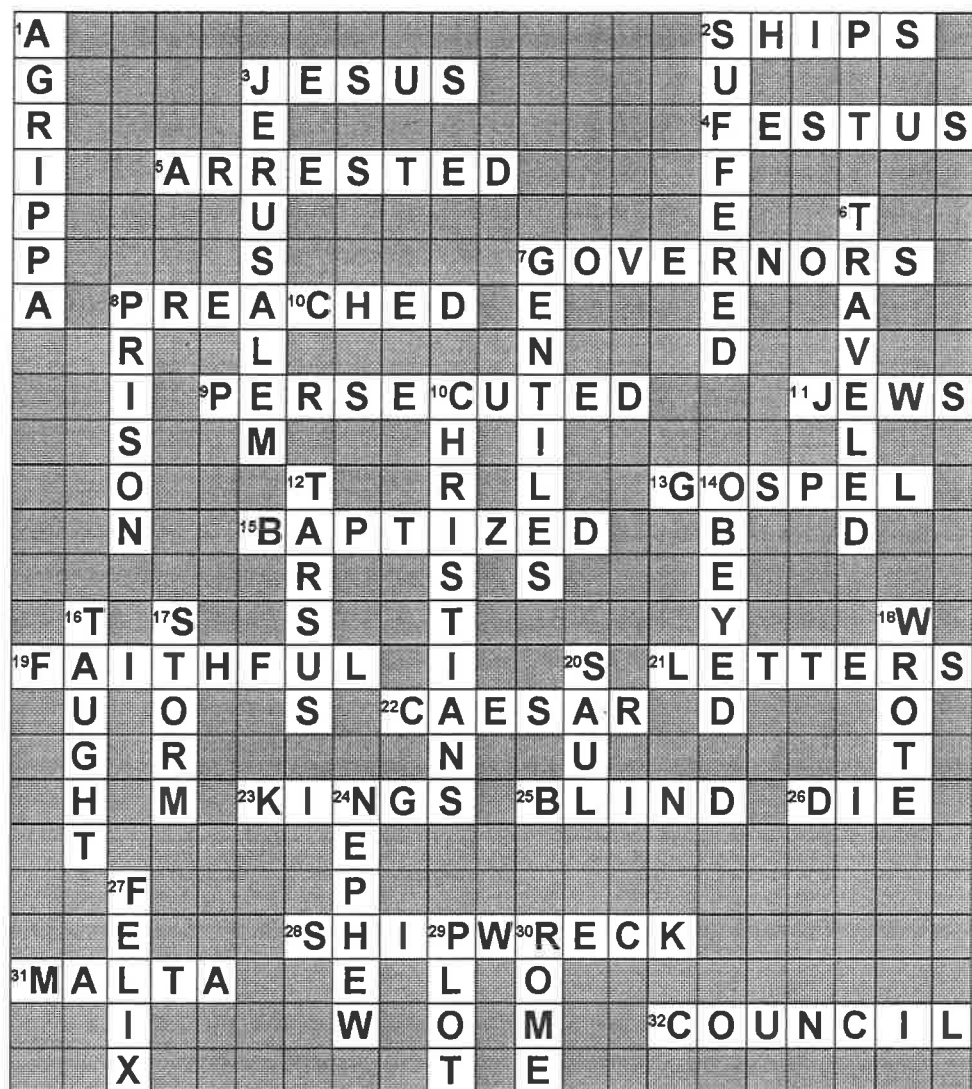
										<sup>1</sup> S	A	<sup>2</sup> M	A	R	I	A			
							<sup>3</sup> B					I							
		<sup>4</sup> G		<sup>5</sup> J	E	S	U	S	-	C	H	R	I	S	T				
		O		O			Y					A					<sup>6</sup> P		
		S		H				<sup>7</sup> M	A	G	I	C		<sup>8</sup> P	E	T	E	R	
<sup>10</sup> R	E	P	E	N	T							L		H			A		
		E				<sup>11</sup> A					<sup>12</sup> P	E	R	I	S	H	Y		
<sup>13</sup> H	O	L	Y	-	S	P	I	R	I	T		S		L					
						O								I		<sup>14</sup> S			
						S			<sup>15</sup> B	E	-	B	A	P	T	I	Z	E	D
						T										M			
						L										O			
						E										N			
						S													

### Lesson 41

<sup>1</sup> A	G	A	<sup>2</sup> B	U	S													
P			R			<sup>3</sup> J	E	W	S		<sup>4</sup> S							
O			E			E				<sup>5</sup> P	A	U	L					
S			A		<sup>6</sup> G	O	S	P	E	L			N					
T			<sup>7</sup> D	I	E	U						D						
L					N	<sup>8</sup> S	A	T	U	R	D	A	Y					
E					T							Y						
		<sup>9</sup> C	H	R	I	S	T	I	A	N	<sup>10</sup> S					<sup>11</sup> P		
		R			L						I			<sup>12</sup> B		H		
		I			E		<sup>13</sup> B			<sup>14</sup> L	U	K	E		I			
	<sup>15</sup> J	E	R	U	S	A	L	E	M		A			A		L		
		D					L			S			C		I			
							T				<sup>16</sup> S	H	I	P				



## Lesson 51



### Clues for the crossword puzzle: Lesson 51

#### ACROSS

A2-One way Paul traveled. *ships*

A3-The person Paul preached about. *Jesus*

A4-The governor who sent Paul to Rome. *Festus*

A5-Paul was \_\_\_\_\_ because of a riot in the temple. *arrested*

A7-Important people Paul preached to. *governors*

A8-What Paul did in the synagogues. *preached*

A9-What Paul did to the Christians before his conversion. *persecuted*

A11-Many of these people hated the apostles and Christians. *Jews*

A13-The message Paul preached. *gospel*

A15-What people did to have his sins forgiven. *baptized*

A19-What Paul wanted people to be. *faithful*

A21-What Paul sent to many churches. *letters*

A22-To whom Paul appealed. *Caesar*

A23-One of these said Paul should not be in prison. *kings*

- A25-What Paul was after seeing Jesus on the road to Damascus. **blind**
- A26-What Paul was ready to do for Jesus. **die**
- A28-What happened to Paul and others on the way to Rome. **shipwreck**
- A31-The island where the people came from the shipwreck. **Malta**
- A32-The group of Jews who accused Paul in Jerusalem. **council**
- DOWN**
- D1-The king who was almost persuaded by Paul. **Agrippa**
- D2-Paul \_\_\_\_\_ many things for Jesus. **suffered**
- D3-In what city was Paul rescued from the Jews. **Jerusalem**
- D6-What Paul did to be able to preach to more people. **traveled**
- D7-Jesus made Paul an apostle to these people. **Gentiles**
- D8-A place of punishment Paul was sent to for preaching Jesus. **prison**
- D10-What believers became when baptized. **Christians**
- D12-Paul's hometown. **Tarsus**
- D14-A word that means to have done what Jesus asks. **obeyed**
- D16-Paul did this in public and in houses. **taught**
- D17-The weather that Paul's ship was in on the way to Rome. **storm**
- D18-One way to teach the truth. **wrote**
- D20-Paul's name in Hebrew. **Saul**
- D24-The person in Paul's family who discovered the plot. **nephew**
- D27-The first Roman governor that tried Paul. **Felix**
- D29-What the Jews made in hopes of killing Paul. **plot**
- D30-The city where Caesar lived. **Rome**

by Margaret Elliott  
 originally in Spanish 1994-97  
 Spanish revision 2008  
 in English 2007

## Do Healing Miracles Exist Today?

The word "miracles" is used for all kinds of things today, such as barely escaping an accident or gradually getting well after nearly dying. However, in the Bible the word "miracle" in reference to healing always refers to healing which is instantaneous and complete. The question here is not if God answers prayer to help sick people get better. The question is if there are miracles today like those of Jesus and the apostles. The question is if there are miracle workers today like Jesus and the apostles.

When Christ commanded His apostles to go and preach the gospel in all the world, he added: "these signs shall follow them that believe..." You can read the complete text in Mark 16:15-20. Some people are of the opinion that these signs (miracles) would continue until the end of the world, for the purpose of alleviating human suffering. Verse 20, however, explains the purpose like this: "confirming the word through the accompanying signs." The verse does not say how much time would be necessary in order to *confirm the word*.

Years later, Hebrews 2:1-4 declared that the word of the gospel of salvation "was confirmed unto us by them that heard him; God also bearing them witness, both with signs and wonders, and with various miracles, and gifts of the Holy Spirit, according to his own will." At the time Hebrews was written the message already *was confirmed*. For that reason, 1 Corinthians 13:8, speaking of those miraculous gifts in the early church, said: "but whether there be prophecies, they shall fail; whether there be tongues, they shall cease; whether there be knowledge, it shall vanish away." History verifies that these manifestations were terminated in the second century. Many investigations have proven that the so-called healing miracles of the twentieth and twenty-first centuries are *very different* from the miracles of Jesus and His apostles. Study carefully the following contrast, examining the Bible texts.

HEALING MIRACLES BY JESUS & HIS APOSTLES	HEALING "MIRACLES" TODAY
1. All were healed. (Matt. 12:15; Acts 5:16)	1. The majority who seek healing do not receive it.
2. The lame leaped. (Acts 3:2-8)	2. A few lame people walk with difficulty.
3. The dumb spoke. (Mark 7:37)	3. A few dumb people repeat a few words.
4. They raised the dead. (Did the dead have faith?) (Acts 9:37-41)	4. They say that they cannot heal those who have no faith.
5. They taught that it is not always God's will for a person to be-healed. (2 Cor. 12:7-9)	5. They teach that God wants to heal all who are sick.
6. They taught that a person is saved through faith, repentance, and baptism. (Mark 16:16; Acts 2:38)	6. They teach that a person is saved by faith only, inviting Jesus into one's heart, calling on the name of the Lord.

Many miracles were performed in the early church of necessity, because the New Testament had not yet been written. Today, however, we have neither apostles nor miracles of apostles with us. Now that we have the gospel written and confirmed in the New Testament, there is no need for miracles. Faith comes by reading and hearing the Word (John 20:30-31; Romans 10:17). We plead with people to neither seek for nor trust in the "half miracles" which today are deceiving many credulous and naive souls. Rather, people should read and study the Holy Scriptures more carefully. A good beginning place is Matthew 7:15-23.

--David Vaughn Elliott

# HARMONY OF SAUL'S CONVERSION

1

according to the New King James Version

<b>ACTS 9:1-19</b>	<b>ACTS 22:3-16</b>	<b>ACTS 26:4,5, 9-18</b>
<i>according to Luke</i>	<i>according to Paul</i>	<i>according to Paul</i>
<p>1 Then Saul, still breathing threats and murder against the disciples of the Lord,</p> <p>2 whether men or women,</p> <p>1 went to the high priest</p> <p>2 and asked letters from him</p> <p>to the synagogues of Damascus, so that if he found any who were of the Way,</p> <p>he might bring them bound to Jerusalem.</p> <p>3 As he journeyed he came near Damascus, and suddenly a light shone around him from heaven.</p>	<p>3 "I am indeed a Jew, born in Tarsus of Cilicia, but brought up in this city at the feet of Gamaliel,</p> <p>taught according to the strictness of our fathers' law, and was zealous toward God as you all are today.</p> <p>4 I persecuted this Way</p> <p>to the death</p> <p>binding and delivering into prisons both men and women,</p> <p>5 "as also the high priest bears me witness, and all the council of the elders, from whom I also received letters to the brethren,</p> <p>and went to Damascus to</p> <p>bring in chains even those who were there to Jerusalem to be punished.</p> <p>6 Now it happened, at about noon, as I journeyed and came near Damascus suddenly a great light from heaven shone around me.</p>	<p>4 "My manner of life from my youth, which was spent from the beginning among my own nation at Jerusalem, all the Jews know. 5 They knew me from the first, if they were willing to testify, that according to the strictest sect of our religion I lived a Pharisee.</p> <p>9 Indeed, I myself thought I must do many things contrary to the name of Jesus of Nazareth.</p> <p>10 and when they were put to death, I cast my vote against them.</p> <p>10 This I also did in Jerusalem, and many of the saints I shut up in prison,</p> <p>having received authority from the chief priests;</p> <p>11 And I punished them often in every synagogue and compelled them to blaspheme; and being exceedingly enraged against them, I persecuted them even to foreign cities.</p> <p>12 While thus occupied,</p> <p>as I journeyed to Damascus with authority and commission from the chief priests,</p> <p>13 at midday, along the road</p> <p>I saw a light from heaven, brighter than the sun, shining around me and</p>

4 Then he fell  
to the ground, and  
heard a voice saying to him,

"Saul, Saul,  
why are you persecuting Me?"

5 And he said,  
"Who are You, Lord?"  
Then the Lord said,  
"I am Jesus,

whom you are persecuting.  
It is hard for you to kick  
against the goads."

6 So he, trembling and  
astonished, said, "Lord, what  
do You want me to do?"

Then the Lord said to him,  
"Arise and go into the city, and  
you will be told  
what you must do."

7 And the men who journeyed  
with him stood speechless,  
hearing a voice but seeing no  
one.

8 Then Saul arose from the  
ground, and when his eyes  
were opened he saw no one.  
But they led him by the hand  
and brought him into  
Damascus.

9 And he was three days  
without sight, and  
neither ate nor drank.

10 Now there was a certain  
disciple at Damascus named  
Ananias; and to him the Lord  
said in a vision, "Ananias."  
And he said, "Here I am, Lord."

11 So the Lord said to him,  
"Arise and go to the street  
called Straight, and inquire at  
the house of Judas for one  
called Saul of Tarsus,  
for behold, he is praying.

12 And in a vision he has seen  
a man named Ananias coming  
in and putting his hand on him,  
so that he might receive his  
sight." 13 Then Ananias  
answered, "Lord, I have heard

7 And I fell  
to the ground and  
heard a voice saying to me,

"Saul, Saul,  
why are you persecuting Me?"

8 "So I answered,  
"Who are You, Lord?"  
And He said to me,  
"I am Jesus of Nazareth,  
whom you are persecuting."

10 So I said, "What shall I do,  
Lord?"

And the Lord said to me,  
"Arise and go into Damascus,  
and there you will be told all  
things which are appointed for  
you to do."

9 And those who were with me  
indeed saw the light and were  
afraid, but they did not hear the  
voice of Him who spoke to me.

11 And since I could not see for  
the glory of that light,  
being led by the hand of those  
who were with me, I came into  
Damascus.

those who journeyed with me,

14 And when we all had fallen  
to the ground,  
I heard a voice speaking to me  
and saying in the Hebrew  
language,

"Saul, Saul,  
why are you persecuting Me?"

15 "So I said,  
"Who are You, Lord?"  
And He said,  
"I am Jesus,  
whom you are persecuting."

14 It is hard for you to kick  
against the goads."

16 "But rise and stand on your  
feet;

from many about this man, how much harm he has done to Your saints in Jerusalem.

14 And here he has authority from the chief priests to bind all who call on Your name."

15 But the Lord said to him, "Go, for he is a chosen vessel of Mine

to bear My name before Gentiles, kings, and the children of Israel.

16 For I will show him how many things he must suffer for My name's sake."

17 And Ananias

went his way and entered the house; and laying his hands on him he said,

"Brother Saul, the Lord Jesus, who appeared to you on the road as you came, has sent me that you may receive your sight and be filled with the Holy Spirit."

18 Immediately there fell from his eyes something like scales, and he received his sight at once;

and he arose and was baptized.

19 So when he had received food, he was strengthened.

14 (*Ananias said to Saul:*)  
"The God of our fathers has chosen you that you should know His will, and see the Just One, and hear the voice of His mouth.

15 For you will be His witness to all men of what you have seen and heard.'

12 "Then a certain Ananias, a devout man according to the law, having a good testimony with all the Jews who dwelt there,

13 came to me; and he stood and said to me,

"Brother Saul,

receive your sight.'

And at that same hour

I looked up at him.

16 "And now why are you waiting? Arise and be baptized, and wash away your sins, calling on the name of the Lord.'


16 "for I have appeared to you for this purpose,

to make you a minister and a witness both of the things

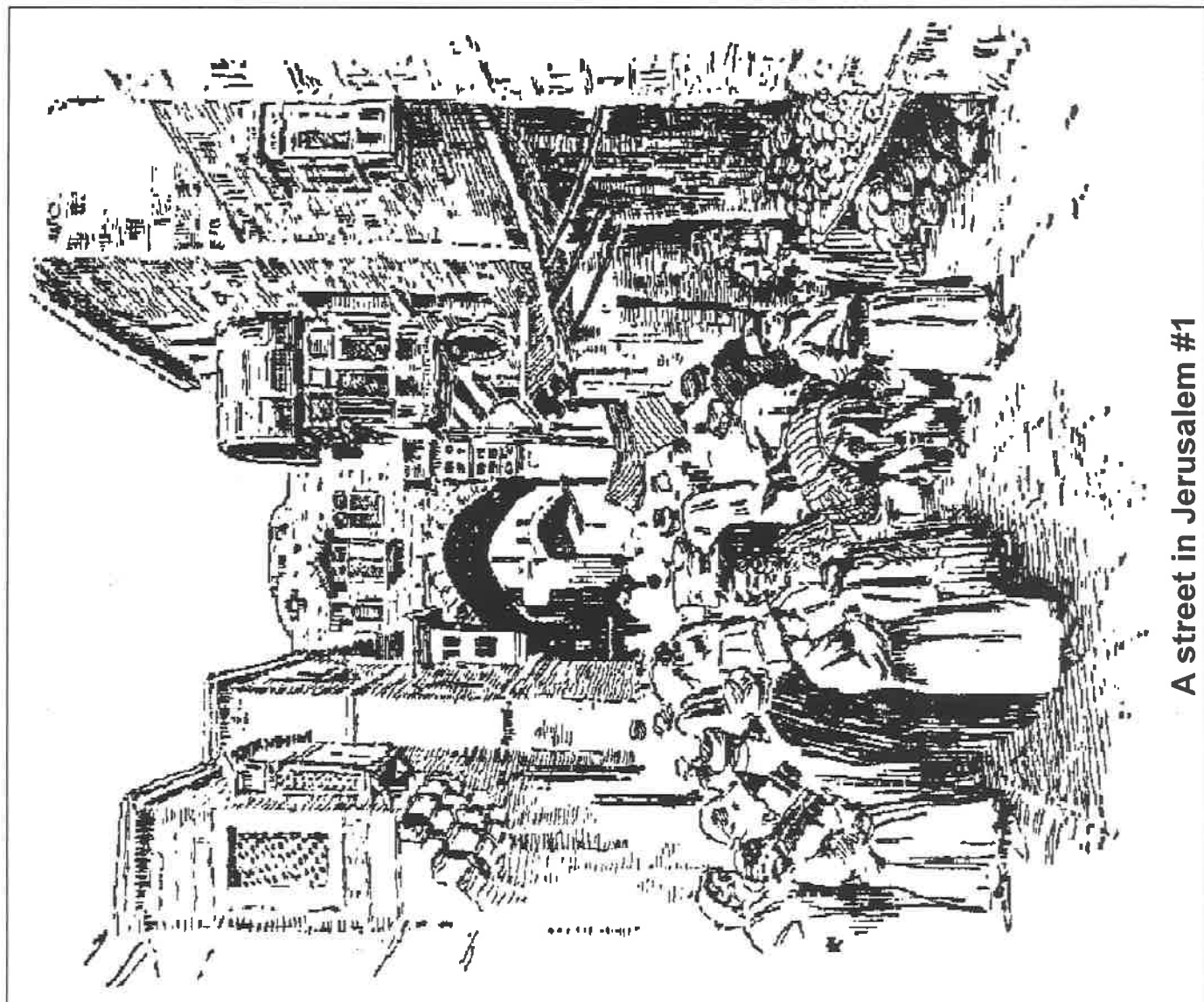
which you have seen and of the things which I will yet reveal to you.

17 I will deliver you from the Jewish people, as well as from the Gentiles, to whom I now send you, 18 to open their eyes, in order to turn them from darkness to light, and from the power of Satan to God, that they may receive forgiveness of sins and an inheritance among those who are sanctified by faith in Me."

Jerusalem






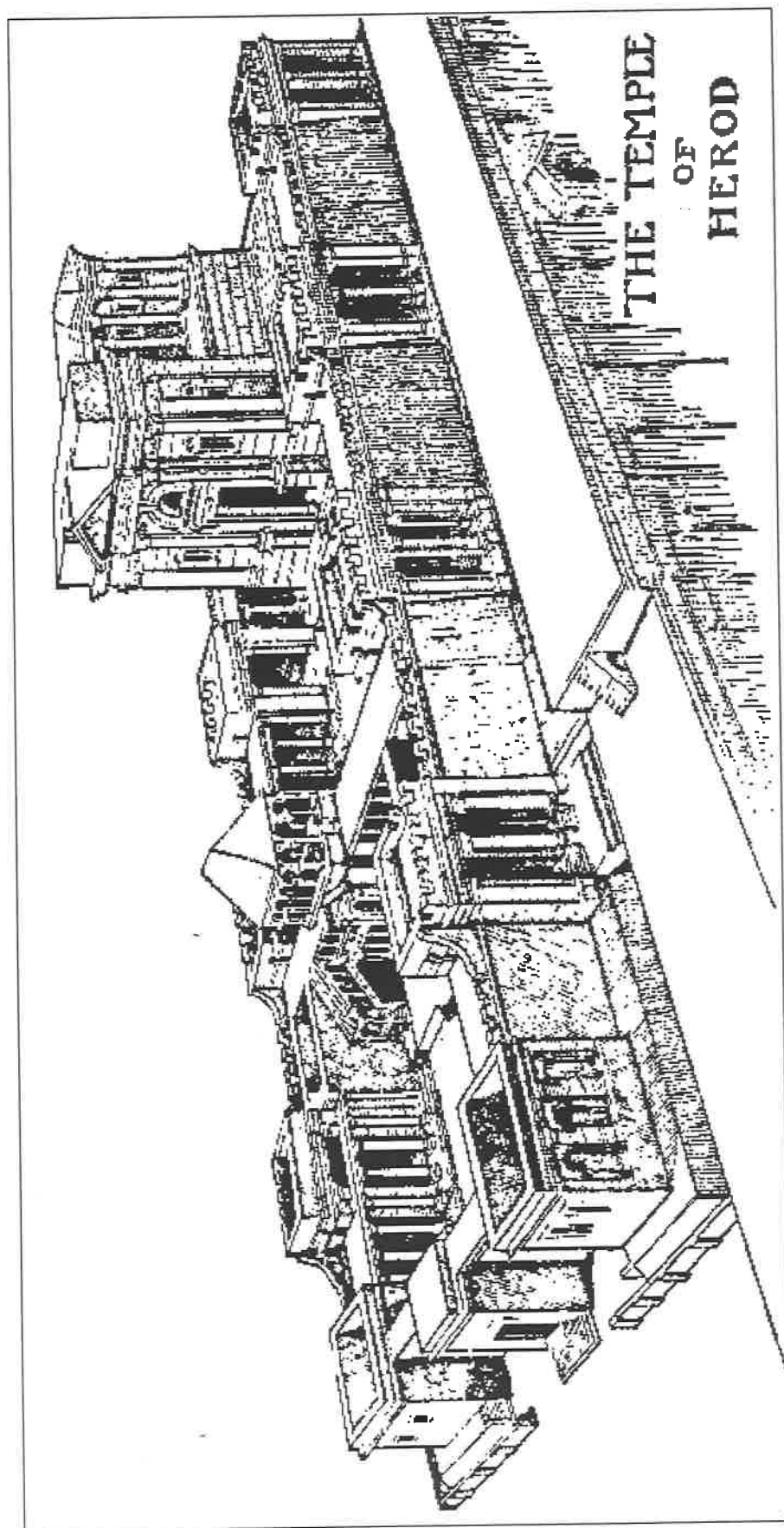


A street in Jerusalem #1







A street in Jerusalem #2



The Jewish Temple built by Herod  
Lessons 4, 5, 6, 8, 41, 42,




Solomon's porch in the temple  
Lesson 4 (3:11)




The Jewish council  
Lessons 5, 8, 43






**Tower of Antonia, part of the Roman army fortress in Jerusalem**  
**Lessons 42, 43, 44**




<sup>2</sup>  
Ruins of Samaria  
Lesson 12




Damascus  
Lesson 14






**Tarsus, Paul's hometown**  
**Lessons 15, 19, (14, 42, 43)**






VIEW OF JOPPA, FROM THE NORTHEAST.

Lessons 16, 17




**Caesarea**  
Lessons 18, 41, 44, 45, 46, 47




Antioch of Syria  
Lessons 19, 23, 25






ruins of Antioch of Pisidia  
Lessons 24, 25




Ruins of Lystra  
Lesson 25




Iconium  
Lesson 25






Ruins of Troas  
Lessons 28, 38




**Ruins of Philippi**  
Lessons 28, 29






Thessalonica  
Lesson 31




Athens  
Lesson 32


Corinth  
Lesson 33





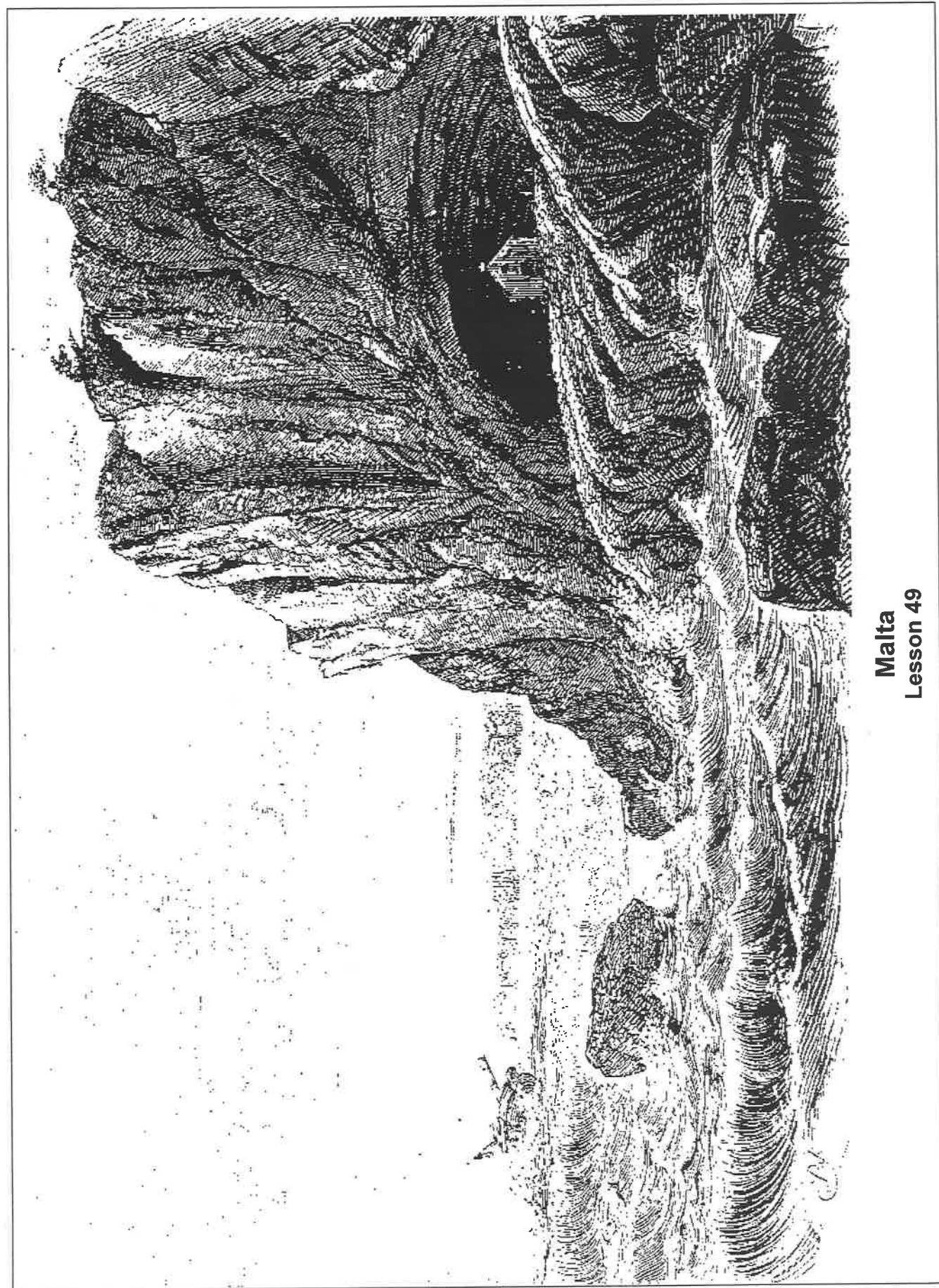


**Ephesus**  
Lessons 34, 35, 36, 37, 41




Stadium in Ephesus

Lesson 37 -- The riot in Ephesus -- Acts 19:23 to 20:1.




Malta  
Lesson 49





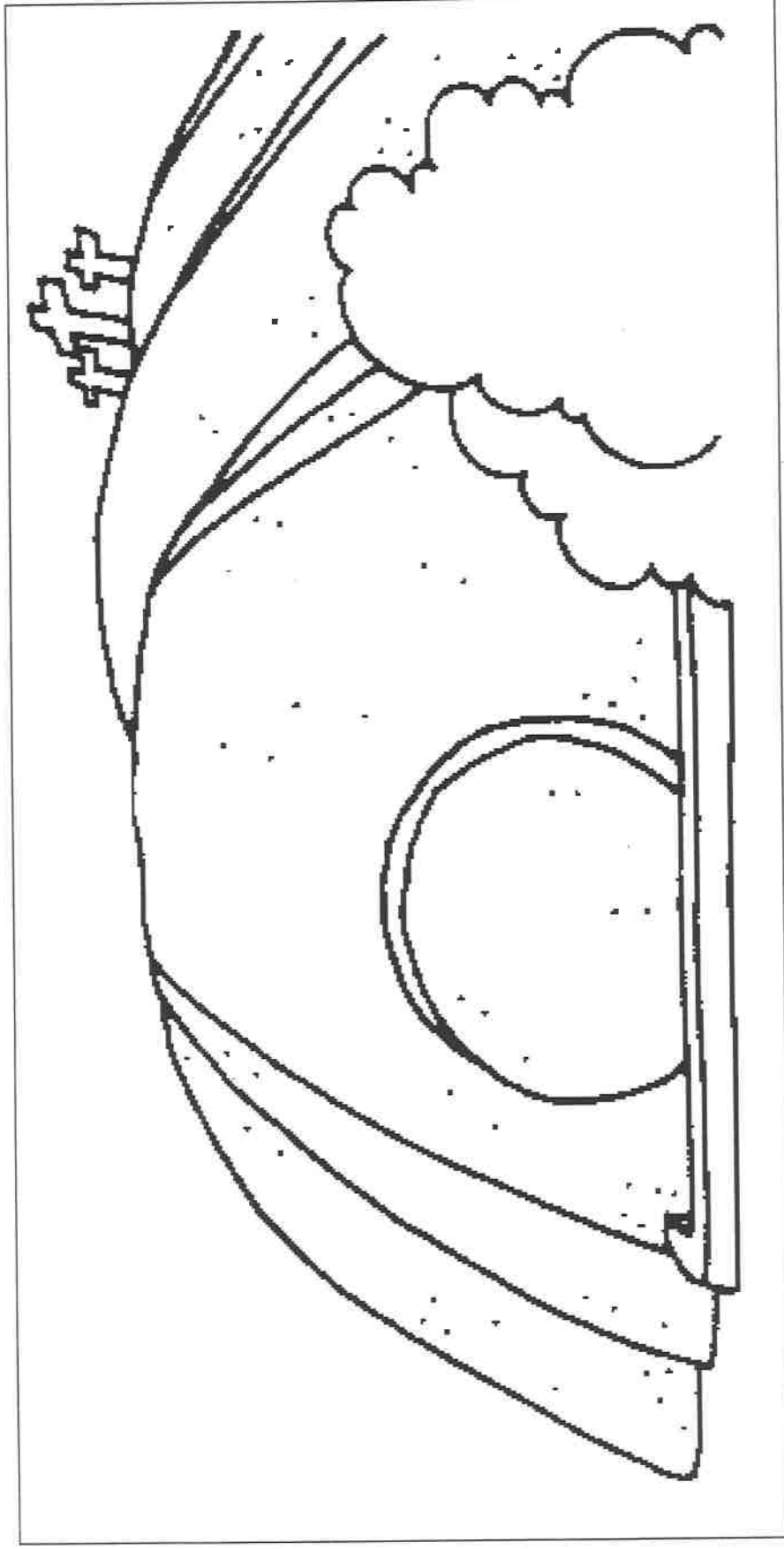
Rome  
Lesson 50



**Jesus was crucified.**

**The message of the gospel is the death, burial and resurrection of Jesus Christ.**  
**Lessons 3, 4, 5, 8, 10, 18, 24, 31, 35, 38, 39, 47**

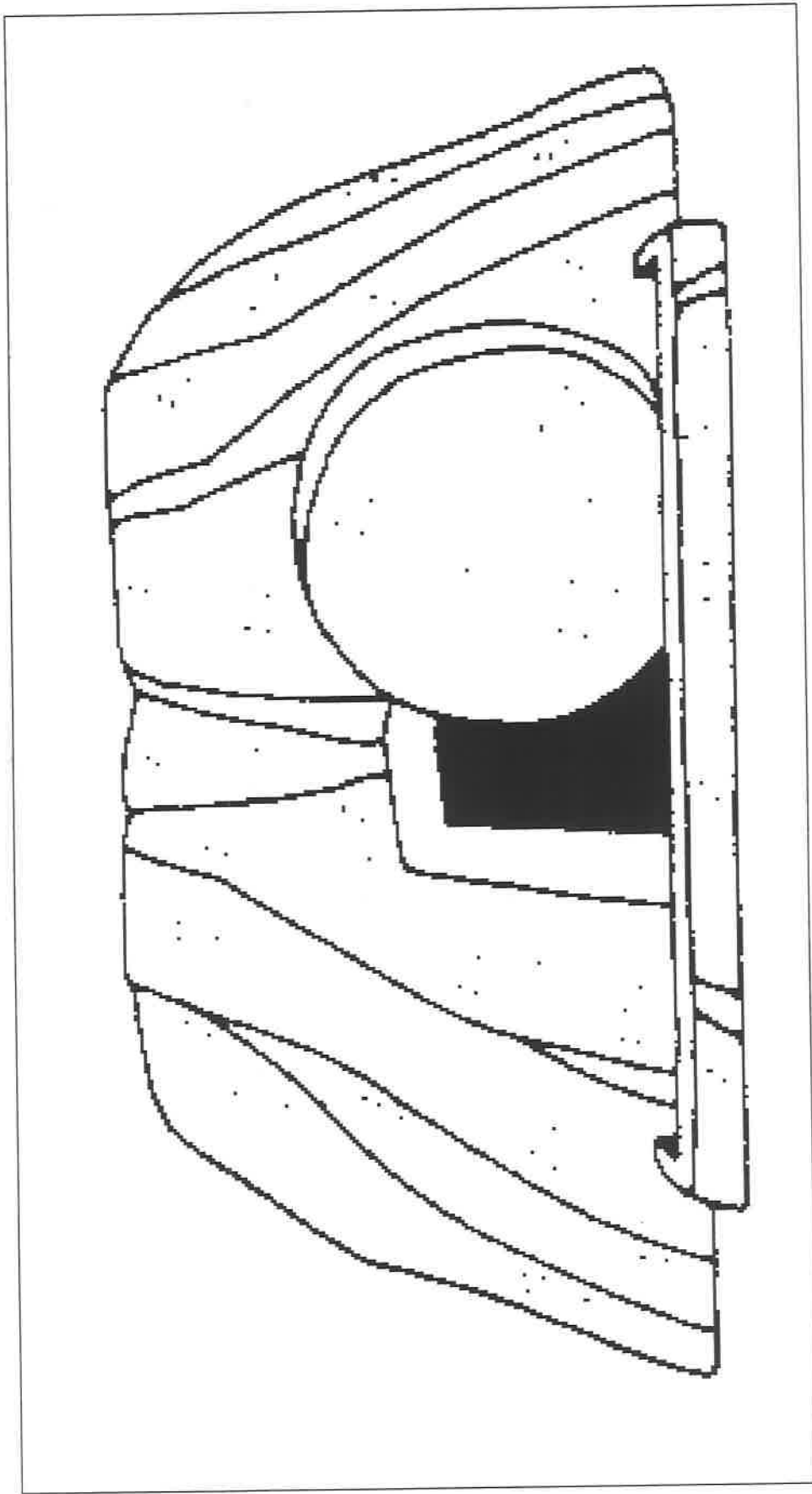




**Jesus' tomb.**

Lessons 35, 38, 39

**The message of the gospel is the death, burial and resurrection of Jesus Christ.**




**The empty tomb.**

**Jesus arose from the dead.**

**Lessons 2, 3, 5, 8, 18, 24, 31, 32, 35, 38, 39, 47**

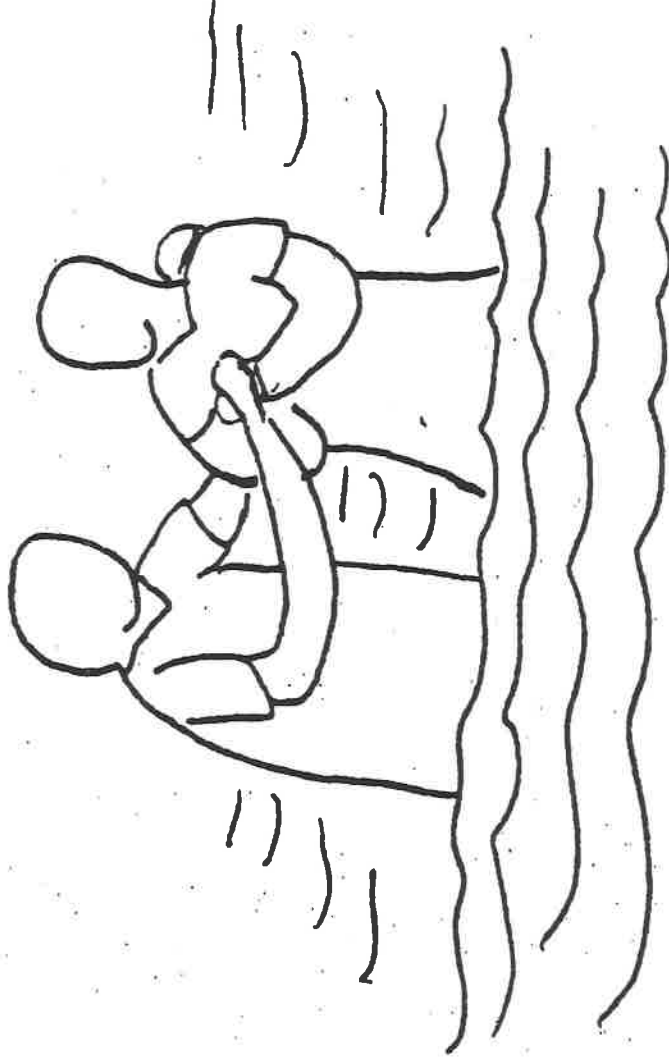
**The message of the gospel is the death, burial and resurrection of Jesus Christ.**



Baptism -- many lessons (3, 12, 13, 14, 18, 29, 35.)

## The steps of baptism as pictures of Christ's death, burial, and resurrection.

Step 1




"our old man was crucified with [Christ],  
that the body of sin might be done away with,  
that we should no longer be slaves of sin."

Romans 6:6

Lesson 35

The steps of baptism as pictures of Christ's death, burial, and resurrection.

Step 2




"buried with Him through baptism into death,"

Romans 6:4

Lesson 35

The steps of baptism as pictures of Christ's death, burial, and resurrection.

Step 3

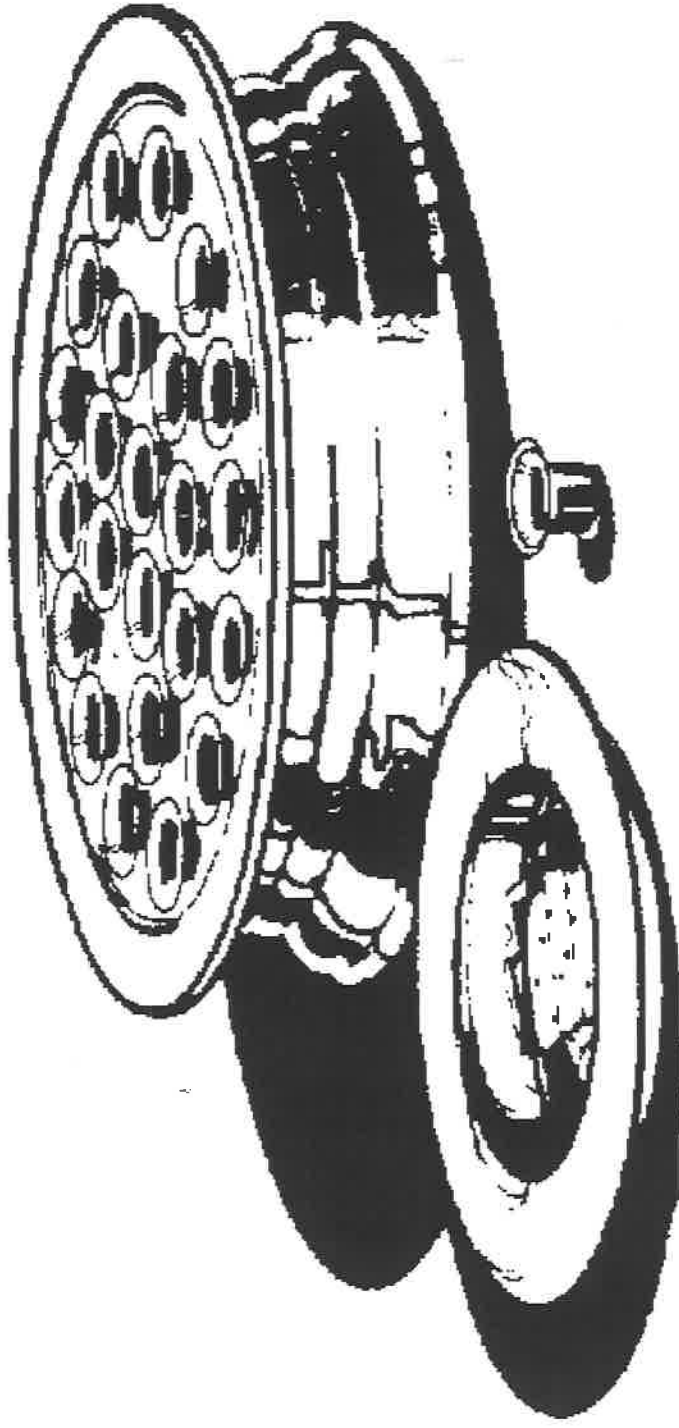


"just as Christ was raised from the dead  
by the glory of the Father,  
even so we also should walk in newness of life."

Romans 6:4

Lesson 35





Breaking bread is taking the Lord's Supper  
to remember Jesus' death for our sins.  
The cup (grape juice--fruit of the vine) is Jesus' blood.  
The bread is Jesus' body.

Lesson 38




Simon trying to buy from the apostles the power to lay hands on people  
to receive the gifts of the Holy Spirit.  
Lesson 12 -- Philip and the sorcerer of Samaria -- Acts 8:4-25 (Also Lesson 23).



Paul makes Elymas blind.

Lesson 23 -- Paul and Barnabas sent out to preach -- Acts 12:25 to 13:12.




Inside of a synagogue -- Lessons 24, 25, 31, 32, 33, 34, 35.  
(See also: a crowd in synagogue; Paul preaching in synagogue; a group in a synagogue; a synagogue pulpit.)



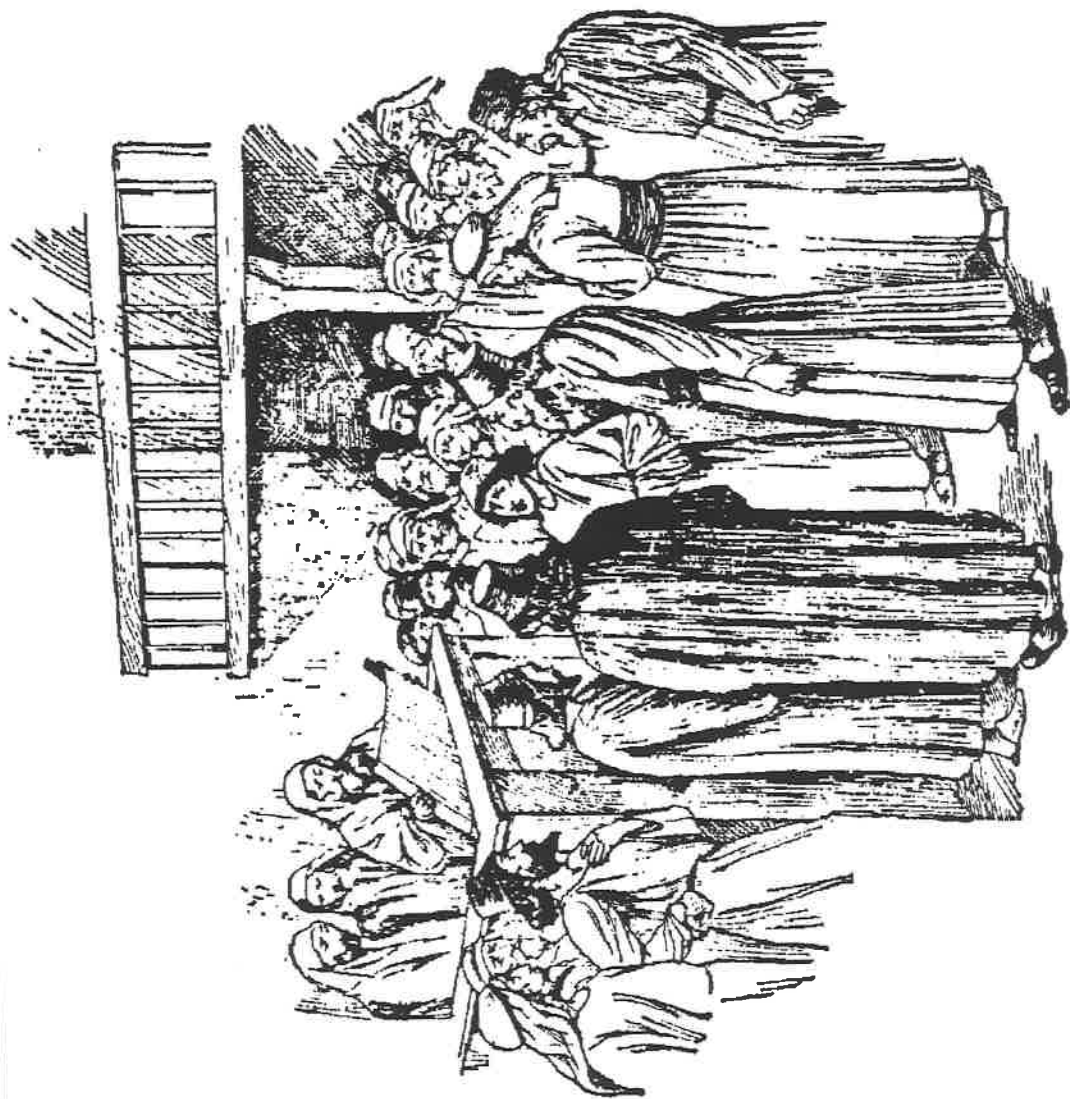
**A group in a synagogue -- Lessons 24, 25, 31, 32, 33, 34, 35.**

(See also pictures: a synagogue pulpit; inside a synagogue; Paul preaching in a synagogue, a crowd in a synagogue.)






**Paul preaching in a synagogue -- Lessons 24, 25, 31, 32, 33, 34, 35.**  
(See also pictures: a crowd in synagogue; a group in a synagogue pulpit; inside of a synagogue.)



A crowd in a synagogue -- Lessons 24, 25, 31, 32, 33, 34, 35.  
(See pictures: group in synagogue; inside of a synagogue; synagogue pulpit; and Paul preaching in synagogue.)

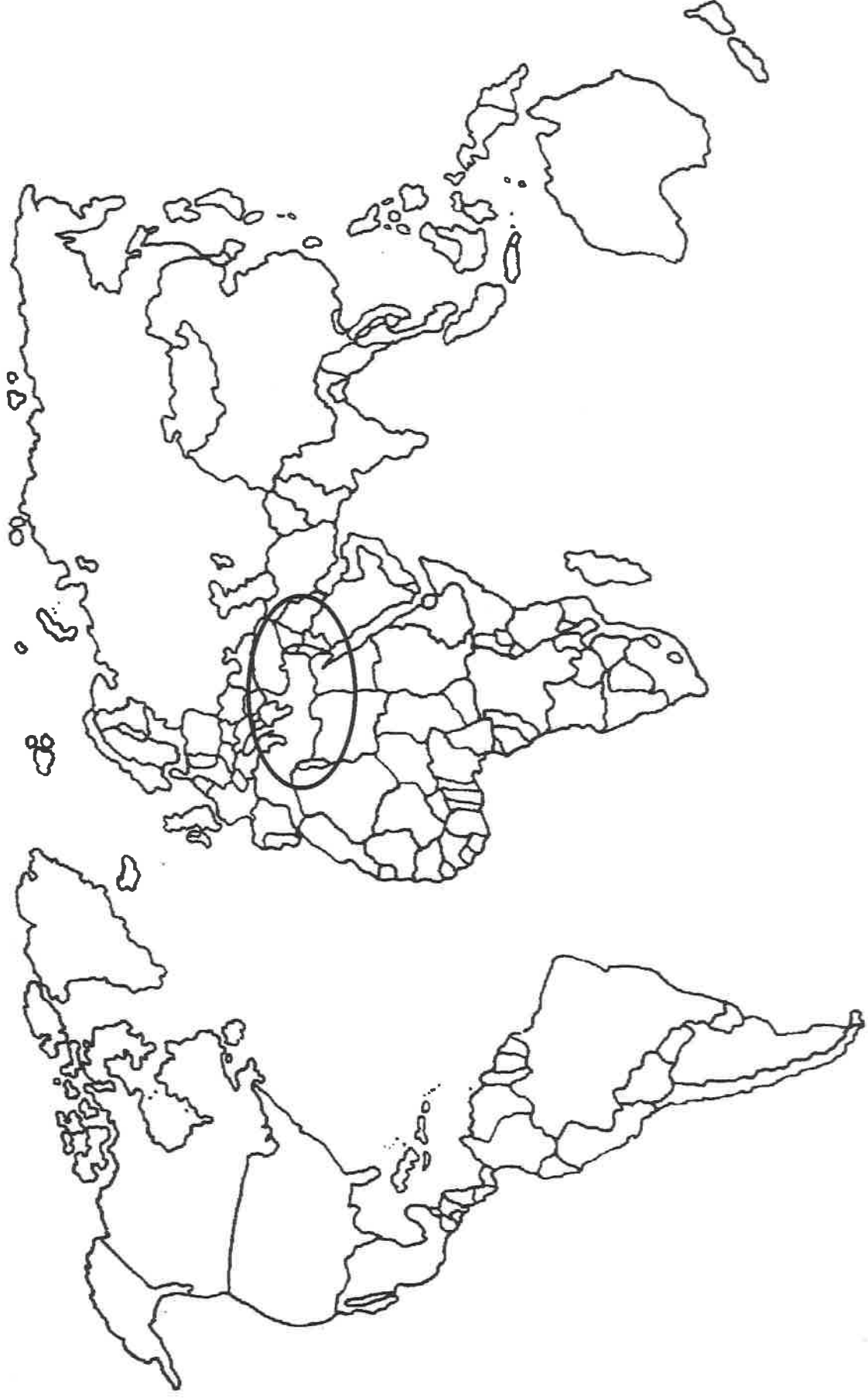


**A synagogue pulpit. Lessons 24, 25, 31, 32, 33, 34, 35**

(See also: a crowd in synagogue; a group in a synagogue; Paul preaching in a synagogue; inside of a synagogue.)

## WORLD MAP

The Circle shows where the book of Acts happened.  
Where do you live?



## The Conversions in the New Testament

*This chart shows all the people mentioned in the book of Acts who were converted and what they had to or were told to do.*

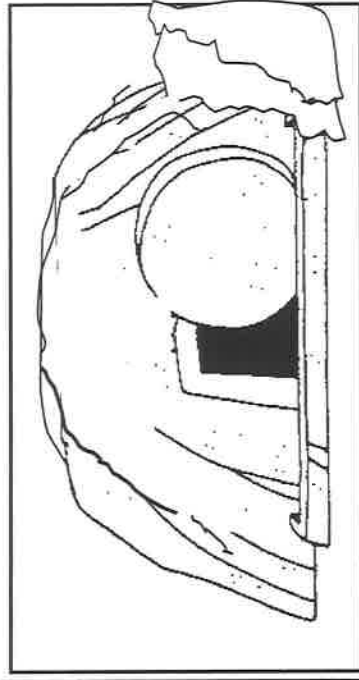
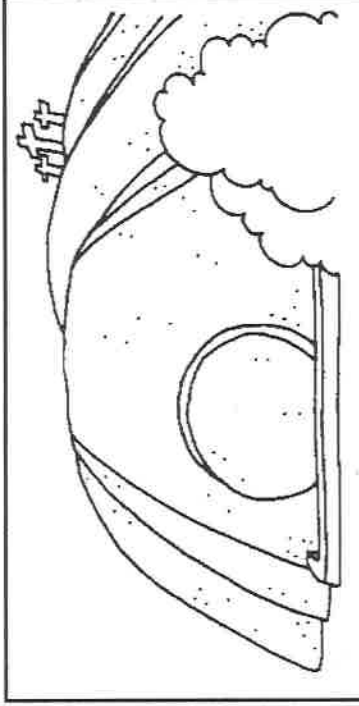
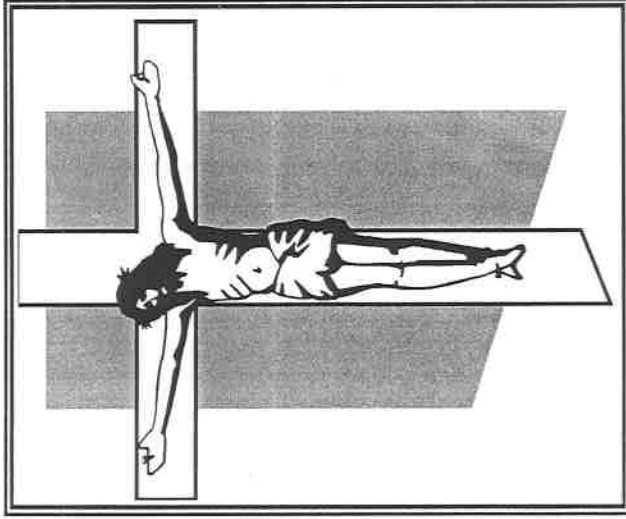
*All the references are in the book of Acts.*

The 3,000	Heard 2:37		Repented 2:38	Baptized 2:41
The Samaritans	Heard 8:5	Believed 8:12		Baptized 8:12
The eunuch	Heard 8:35	Believed 8:37		Baptized 8:38
Saul	Heard 22:14			Baptized 22:16
Cornelius	Heard 10:33	Believed 10:43	Repented 11:18	Baptized 10:47
Lydia	Heard 16:14			Baptized 16:15
The jailor	Heard 16:32	Believed 16:31		Baptized 16:33
The Corinthians	Heard 18:8	Believed 18:8		Baptized 18:8
The Ephesians	Heard 19:5	Believed 19:4		Baptized 19:5
<u>SUMMARY:</u>	<u>THEY HEARD</u>	<u>THEY BELIEVED</u>	<u>THEY REPENTED</u>	<u>THEY WERE BAPTIZED</u>



# **The Gospel is**

1 Corinthians 15:1-3



**the Death, the Burial and the Resurrection  
of Jesus Christ**

The word "Gospel" means "Good News."

## The People Present on the Day of Pentecost

Some examples of the languages which these nations spoke.

And there were dwelling in Jerusalem Jews, devout men, from every nation under heaven. And when this sound occurred, the multitude came together, and were confused, because everyone heard them speak in his own language. Then they were all amazed and marveled, saying to one another, "Look, are not all these who speak Galileans? And how is it that we hear, each in our own language in which we were born?"

Parthians and Medes and Elamites, those dwelling in Mesopotamia, Judea and Cappadocia, Pontus and Asia, Phrygia and Pamphylia, Egypt and the parts of Libya adjoining Cyrene, visitors from Rome, both Jews and proselytes, Cretans and Arabs--  
we hear them speaking in our own tongues the wonderful works of God."

Acts 2:5-11

### Turkish

"Ama her birimiz  
Tanrı'nın büyük  
içlerinin kendi dilimizde  
konuşulduğunu  
içitiyoruz"

### Hebrew

כרתים וערבים הנה  
אנחנו שמעים אתם  
מספרים בלשונותינו  
הדלות האלה:

### Arabic

كثيرتيون وعرب نسبحهم  
يكتفحون بالسنننا  
بعضنا في الله.

### Greek

"ακουομεν λαλουντων  
αυτωνταις  
ημετεραις γλωσσαις  
τα μεγαλεια του θεου"

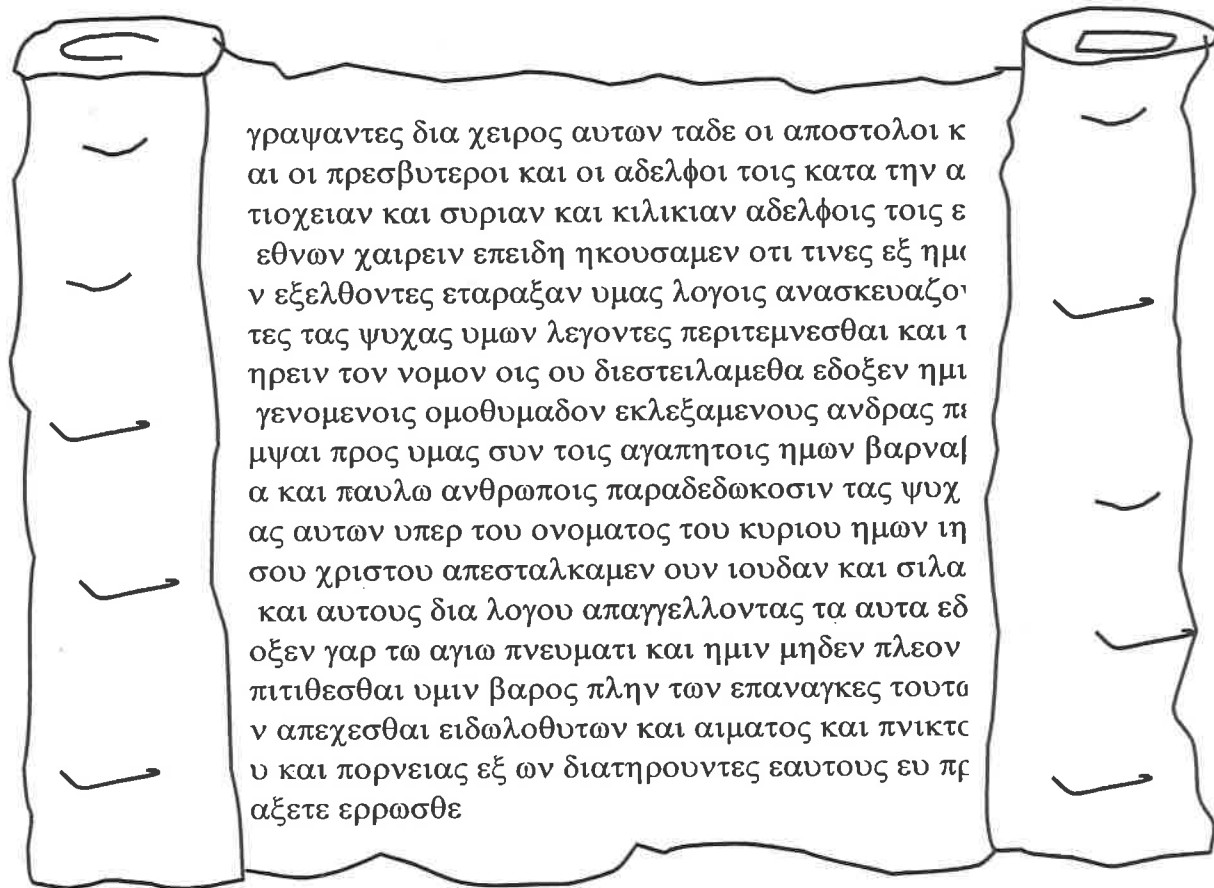
### Latin

"audivimus  
loquentes eos  
nostris linguis  
magnalia Dei"

**"We hear them speaking in our own tongues the wonderful works of God."**

(Translation of what the five languages are saying)

## The First Letter Written to Christians Acts 15:23-29 in the original Greek language



### The translation into English

They wrote this letter by them: "The apostles, the elders, and the brethren,  
 To the brethren who are of the Gentiles in Antioch, Syria, and Cilicia:  
 Greetings. Since we have heard that some who went out from us have  
 troubled you with words, unsettling your souls, saying, "You must be  
 circumcised and keep the law"--to whom we gave no such commandment--  
 it seemed good to us, being assembled with one accord, to send chosen  
 men to you with our beloved Barnabas and Paul, men who have risked their  
 lives for the name of our Lord Jesus Christ. We have therefore sent Judas  
 and Silas, who will also report the same things by word of mouth. For it  
 seemed good to the Holy Spirit, and to us, to lay upon you no greater  
 burden than these necessary things: that you abstain from things offered to  
 idols, from blood, from things strangled, and from sexual immorality. If you  
 keep yourselves from these, you will do well. Farewell." Acts 15:23-29

Make 3 copies, mount and cut to make game.

<b>Bible</b>	<b>Paul</b>
<b>Obey</b>	<b>God</b>
<b>Acts</b>	<b>Luke</b>
<b>Gentiles</b>	<b>Jews</b>
<b>gospel</b>	<b>Jesus</b>

**yes**

**no**

**preach**

**Scriptures**

**church**

**believe**

**Christians**

**Christ**

If you have a class of more advanced younger students you could add the following EXTRA 12 words.

**Peter**

**John**



**pray**

**Jerusalem**

**apostles**

**Saul**

**temple**

**baptism**

**synagogue**

**cross**

**resurrection**

**repent**

# The Synagogue

## What is a synagogue?

A synagogue is the Jewish building used for reading, explaining, and teaching the Old Testament Scriptures. There was at least one in each town; in larger cities there were many. The idea for synagogues is thought to have begun during the Babylonian captivity. Many references are made to them in the New Testament. Some examples: Jesus taught in the synagogue (Matthew 4:23; Mark 1:21; 6:2; Luke 4:15-30; 13:10; John 6:59; 18:20). Paul went to synagogues wherever he traveled to teach the Jews about Jesus (Acts 13:2-5; 17:1-3; 19:8).

## What did a synagogue look like?

It was a building made of stone. The size and type of construction depended on the size and wealth of the congregation. The basic furniture was:

a chest--the cabinet in which the scrolls of the Old Testament were kept;

a platform and pulpit--the elevated place where the scriptures were read

(reader standing: Luke 4:16) and explained (man sitting: Luke 4:20,21);

benches--the teachers, rulers of the synagogue and important people sat in front. The rest of the people sat behind these, with the men on one side and the women on the other.

## Ways to use this project:

1. A class project: each pupil making a part of the model (patterns included).

2. Teacher makes model to use as a visual aid.

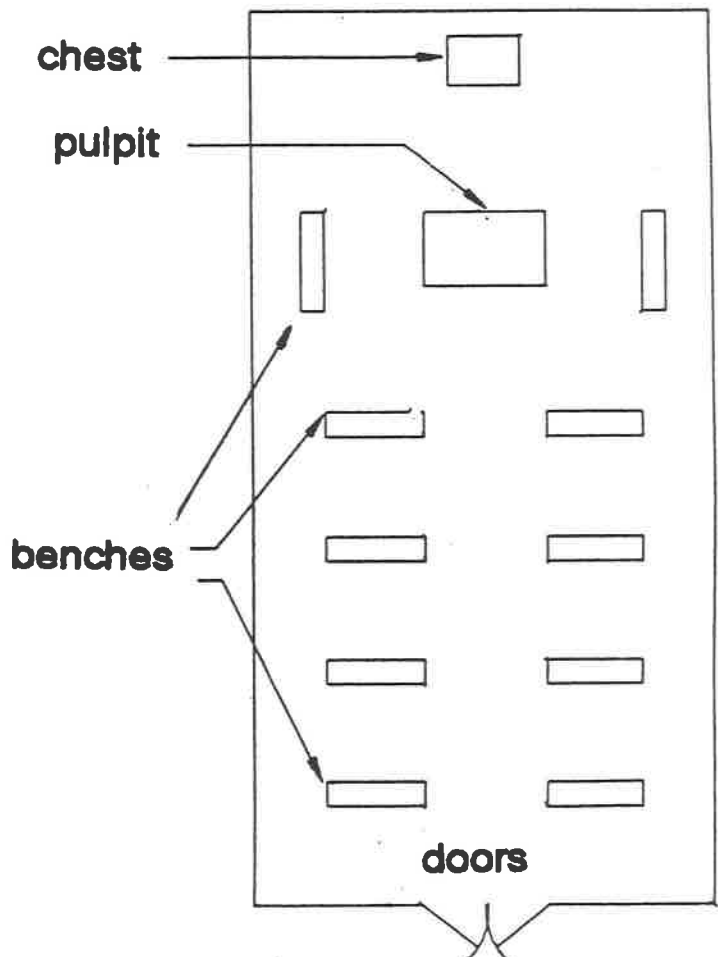
## Making a Model Synagogue

Use a cardboard carton for the building. Cut off the top flaps. Cover the outside of the carton with brown or white paper. Draw stones on the paper to show how synagogues were built. Draw a door at one end.

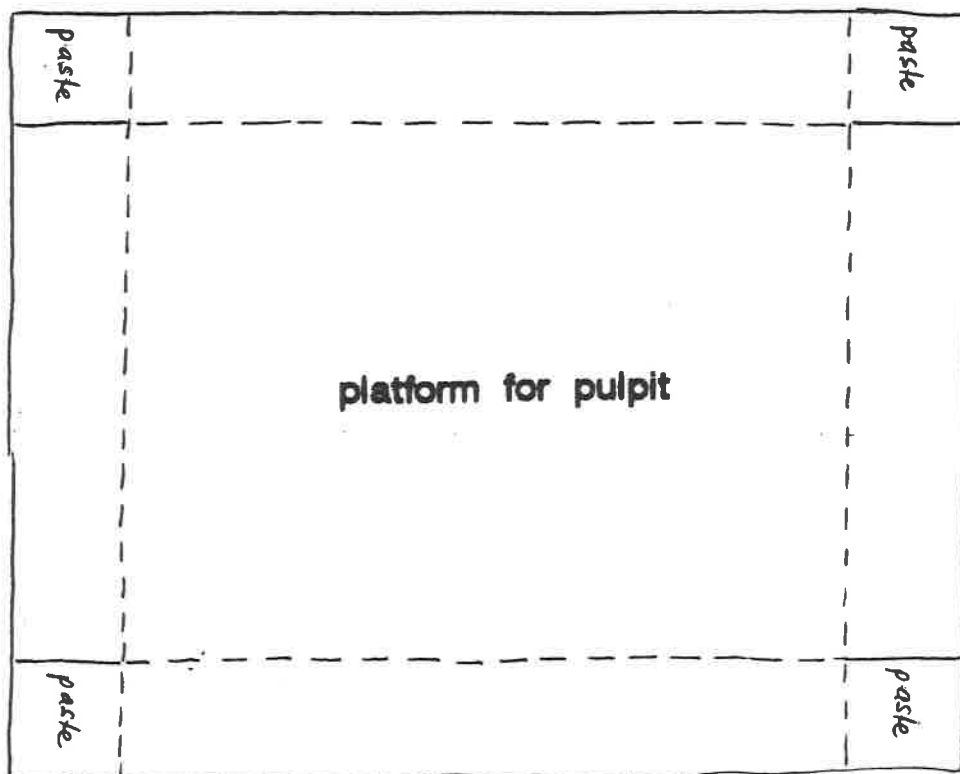
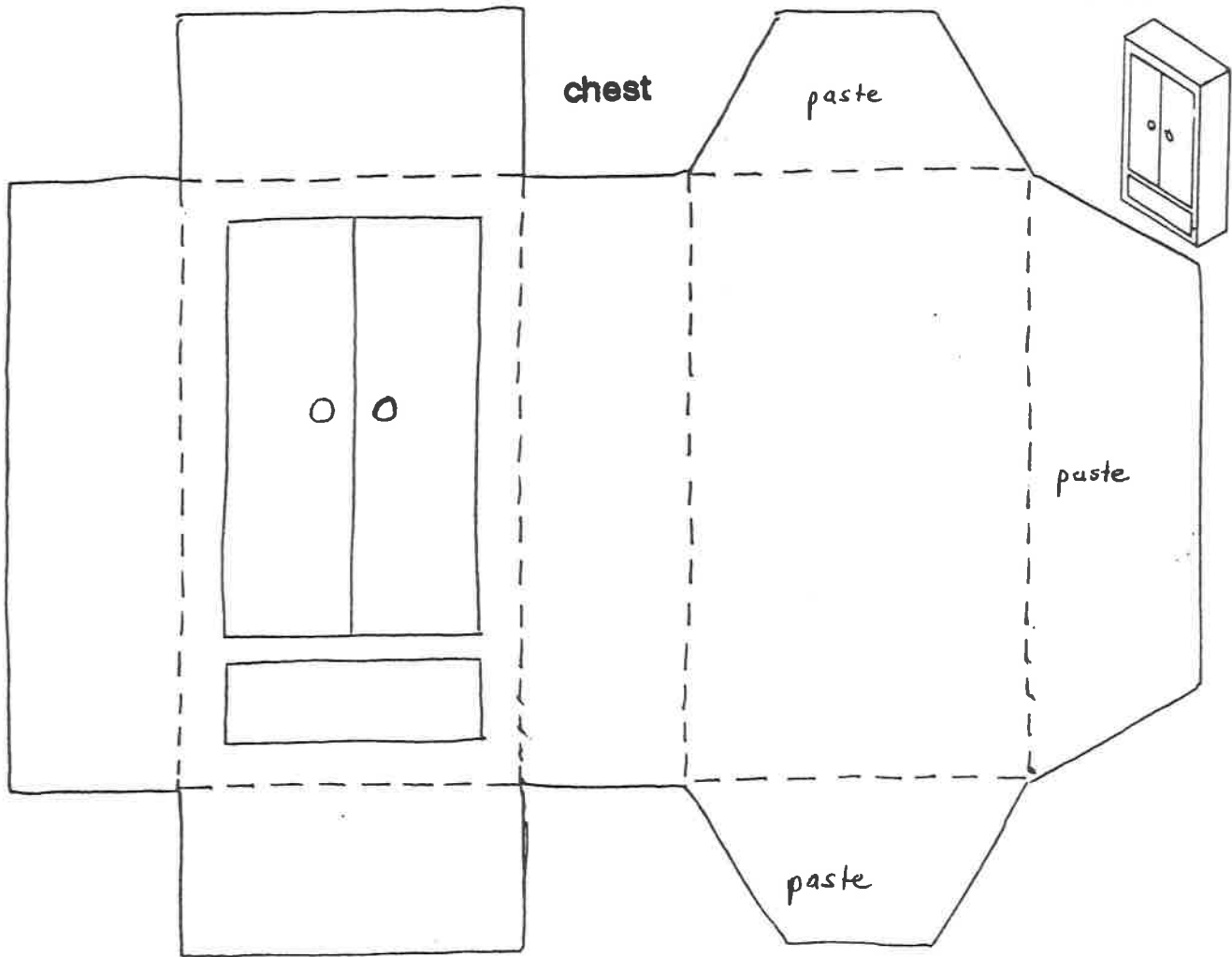
There are 3 pages of patterns for the furniture. Make one chest. Cut the doors of the chest so they can be opened. Make several small scrolls to fit into the chest. Make one platform and one pulpit. Make 8 or 10 benches.

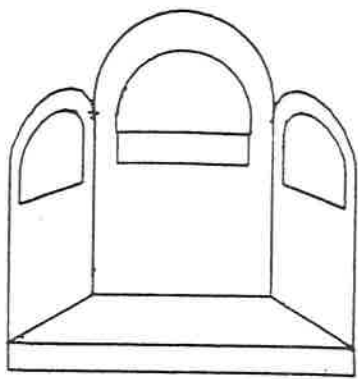
The furniture can be colored, if desired, before assembling the pieces. Do not color where it says, "paste". Cut the pieces out of lightweight cardboard. Cut on solid lines. Fold on broken lines. Arrange the furniture according to the floor plan.

## SYNAGOGUE FLOOR PLAN

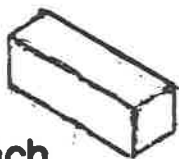


by Margaret Elliott

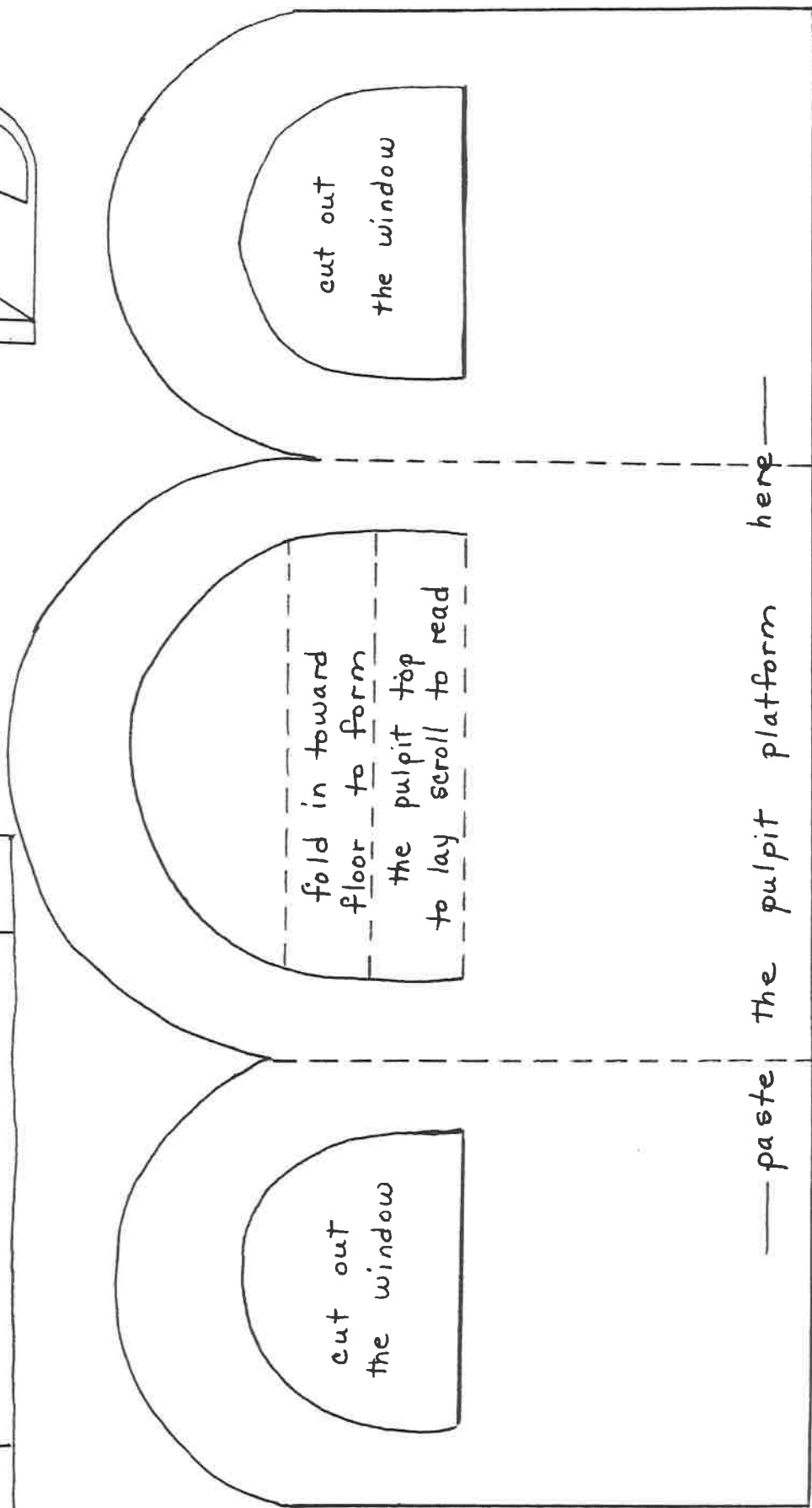
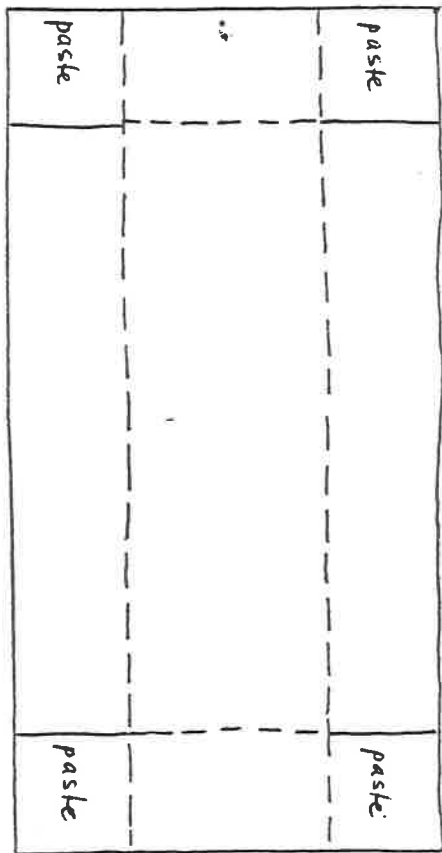




pulpit



bench



# **ACTS OF THE APOSTLES**

**PART 1 – THE CHURCH BEGINS**


**ACTS OF THE APOSTLES**  
**Part 1 – The Church Begins**

Younger-1

Jesus leaves His apostles -- 1:1-11.

Paste cotton on the picture on the clouds.

Draw the apostles looking up at Jesus as He leaves.



**The apostles were told:  
"Jesus will come again like  
you saw Him go into heaven."**

Acts 1:11



# ACTS OF THE APOSTLES



## Part 1 – The Church Begins

Older-1

Jesus leaves His apostles -- 1:1-11.

Draw a line between the question and the correct answer.

- |   |   |
|---|---|
| 1. Who wrote the book of Acts?  | Theophilus  |
| 2. What kind of job did he have?  | Jesus   |
| 3. What other book of the Bible did he write?                               | 40  |
| 4. What was that book about?  | doctor  |
| 5. To whom did he write both books?   | Luke  |
| 6. Why did he write the first book?   | Jesus ascending into heaven                                 |
| 7. With what event does Luke begin his story in Acts?                       | They would receive power when the Holy Spirit came on them. |
| 8. How many days after His resurrection did Jesus spend with the disciples? | In a cloud  |
| 9. What special promise did Jesus make to the apostles?                     | So Theophilus would know the truth about Jesus              |
| 10. What did Jesus say the apostles would be doing?                         | That Jesus would return the same way he left                |
| 11. How did Jesus go back up to heaven?                                     | Gospel according to Luke                                    |
| 12. When Jesus left, what promise did 2 men in white make?                  | They would be His witnesses                                 |



### Key Bible Words

witness

**Jesus said to the apostles:  
"Go into all the world and  
preach the gospel to every creature."**

Mark 16:15

# ACTS OF THE APOSTLES

## Part 1 – The Church Begins

Younger-2

Mathias chosen to replace Judas -- 1:12-26.

1. Paste one name below each apostle.
2. Count how many there are.
3. Cross out "Judas, the traitor".
4. Paste the figure and name of "Mathias" beside him to show he took his place.



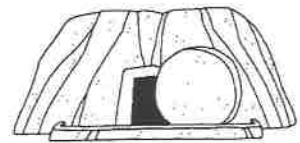
## Mathias chosen to replace Judas -- 1:12-26.

## HOW MANY?

1. How many apostles were chosen by Jesus?	10	20	12
2. How many apostles sold Jesus to the Jews?	12	1	2
3. How many men were chosen to maybe be the new apostle?	3	5	2
4. How many men were chosen to take Judas' place?	2	1	0
5. How many disciples were present when the new apostle was chosen?	200	500	120



It is necessary to choose (*one, two, three*) of the (*men, women*) who have been with the (*Jews, apostles*) (*half of the time, the whole time*) the Lord Jesus went in and out among us, beginning from (*John's baptism, Jesus' birth*) to the time when Jesus (*died on the cross, was taken up from them*). For one of these must become a witness with the apostles of Jesus' (*resurrection, death, birth*).



**Are there apostles living in the world today?** \_\_\_\_\_

## Why?

**disciple**

**apostles**

# ACTS OF THE APOSTLES

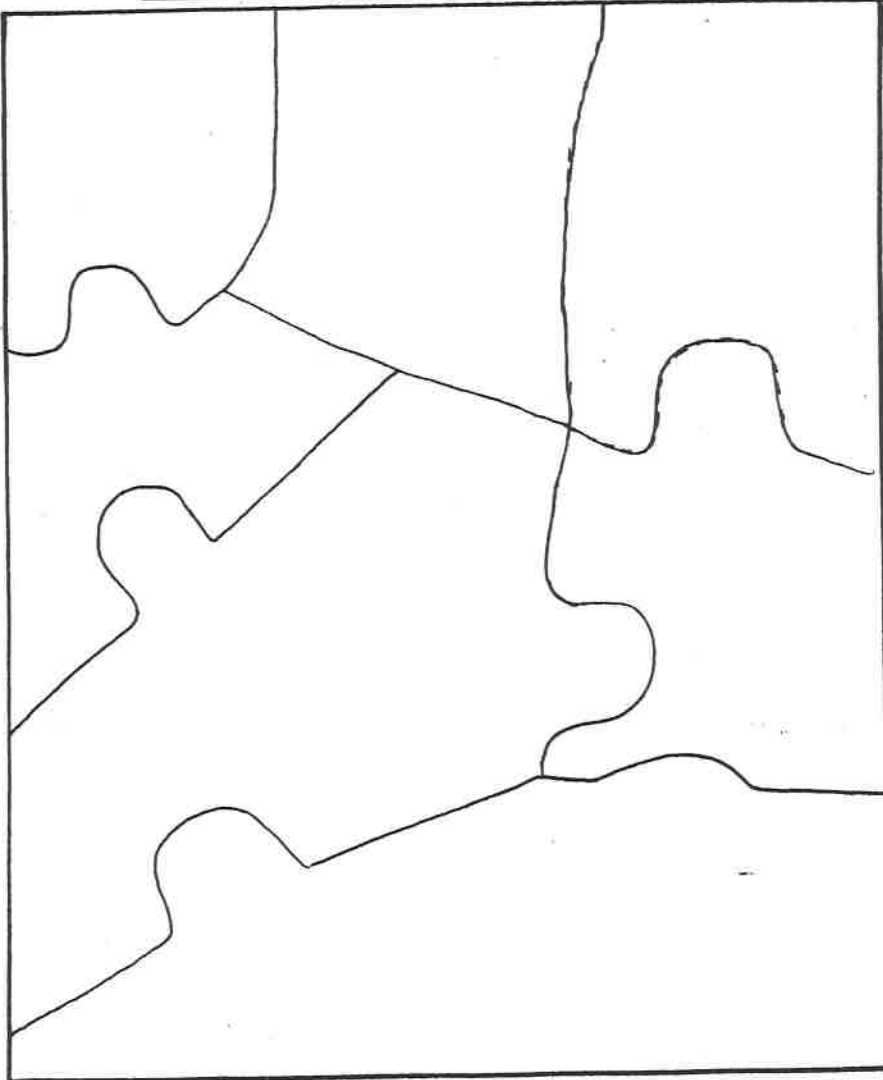
## Part 1 -- The Church Begins

The Holy Spirit comes on Pentecost -- 2:1-43.

Younger-3



Paste the pieces of puzzle in the correct places.



Who is it?  
What is he  
doing?

# ACTS OF THE APOSTLES

## Part 1 – The Church Begins

The Holy Spirit comes on Pentecost -- 2:1-43.



### Use Your Bible

Use your Bible to fill in the missing letters.

1. \_\_\_\_\_ that the Holy Spirit came upon the apostles. 2:1

P \_ nt \_ c \_ st

2. What 3 special things happened when the Holy Spirit came?

a s \_ \_ nd from heaven, \_ s of a rushing mighty w \_ nd (2:2)

divided t \_ ng \_ \_ s, as of f \_ r \_ , (2:3)

began to sp \_ k in other t \_ ng \_ \_ s (2:4)

3. How many different countries did the people come from who

\_\_\_\_\_ (2:8-11)

4. Name 5 of the countries. 1 \_\_\_\_\_ 2 \_\_\_\_\_


3 \_\_\_\_\_ 4 \_\_\_\_\_ 5 \_\_\_\_\_

5. Did they all speak the same language? (2:6,11) \_\_\_\_\_

6. How could they understand? (2:4) The H \_ ly Sp \_ r \_ t  
gave the apostles power to speak other languages.

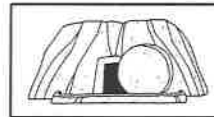
7. Who stood up and preached? (2:14) P \_ t \_ r

8. Who did he preach about? (2:22) J \_ s \_ s

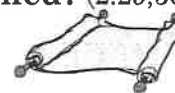


9. Who did he say had killed Jesus? (2:36)  
the p \_ \_ pl \_ listening to him preach.

10. Who raised Jesus from the dead? \_\_\_\_\_  
(2:24,32)



11. What did Peter use to prove what he preached? (2:29,30)  
the pr \_ ph \_ t David



12. What did he say they had to do to be forgiven? (2:38)  
r \_ p \_ nt and be b \_ pt \_ z \_ d

13. How many obeyed the command? (2:41) \_\_\_\_\_



Peter preaching at Pentecost

**Peter said  
to them,  
"Repent,  
and let every one  
of you be baptized  
in the name of  
Jesus Christ for the  
remission of sins;  
and you shall  
receive the  
gift of  
the Holy Spirit.**

Acts 2:38



Jerusalem

### Key Bible Words

baptism

fellowship

doctrine


# ACTS OF THE APOSTLES

## Part 1 – The Church Begins

Peter & John heal the crippled beggar -- 3:1-26.


Younger- 4

### The Beggar Before And After He Was Healed.



### About Whom Did Peter Preach to the Crowd?

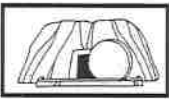
These pictures will tell you the answer.



An important word to learn to read.

# God






# ACTS OF THE APOSTLES

## Part 1 – The Church Begins

Peter & John heal the crippled beggar -- 3:1-26.

Older- 4



### Comparing the Differences

There are religious people today who say that they have the power to heal.

On the left is a list of what happens when they use their so-called power.

On the right side paste the words that describe what happened in the true miracle when the crippled beggar was healed in the Bible story.

Those who "heal" today	BUT	Peter & John healing
People maybe get well later.	BUT	
Sick people say that feel a little better.	BUT	
Nobody knows the sick people or if they are really sick.	BUT	
Healing is always done in a special meeting.	BUT	
People always have to come asking to be healed.	BUT	
Healers say healing is part of being saved.	BUT	

Which power do you believe is the true power from God?

Color the words in that list with a yellow crayon.

Draw a black X across the other list.

What did Peter Preach About Jesus to the Crowd?

Read 3:15. Then find the pictures on this page that tell the answer.

What did Peter Use to Prove His Message?


Read 3:21 and find a picture of it on this page.



a gate

### Key Bible Words

repent



Solomon's porch (3:11)

**ACTS OF THE APOSTLES**

**Part 1 – The Church Begins**

**Younger- 5**

Peter and John before the leaders of the Jews -- 4:1-22.

Color this important word with bright colors.

Learn to read it.

# Jesus

Find this word in the book of Acts 4:2 and 10

Memorize this verse:

**"There is no other name  
under heaven  
given among men  
by which we must be saved."**

Acts 4:12



## ACTS OF THE APOSTLES

### Part 1 – The Church Begins

Older- 5

Peter and John before the leaders of the Jews -- 4:1-22.



High priest

Number the events in the list in the order in which they happened.

Peter preaches to the crowd who came to see the healed man.

Peter and John are put into prison.

The Jewish leaders question Peter and John.

Peter and John heal the crippled man.

The priests and Sadducees arrest Peter and John.


Peter and John are allowed to go free.

The Jews order Peter and John not to preach about Jesus.


Peter answers.

The Jewish leaders discuss what to do.

The Jewish leaders threaten Peter and John.



The Jewish council

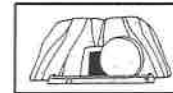


THE TEMPLE  
OF  
HEROD

Underline how the crippled man was healed.

### Peter's Words to the Jewish Leaders

**"If we this day are judged for a good deed done to a helpless man,  
by what means he has been made well,  
let it be known to you all, and to all the people of Israel,  
that by the name of Jesus Christ of Nazareth, whom you crucified,  
whom God raised from the dead,  
by Him this man stands here before you whole.**



**Nor is there salvation in any other, for there is no other name under heaven  
given among men by which we must be saved."**

**Acts 4:9-12**

### Key Bible Words

obey

### Who Said This?

*"A notable miracle has been done through  
them is evident to all who dwell in  
Jerusalem, and we cannot deny it."*

(4:15,16)

*"Whether it is right in the sight of God to  
listen to you more than to God, you judge.  
For we cannot but speak the things which  
we have seen and heard."*

(4:19,20)

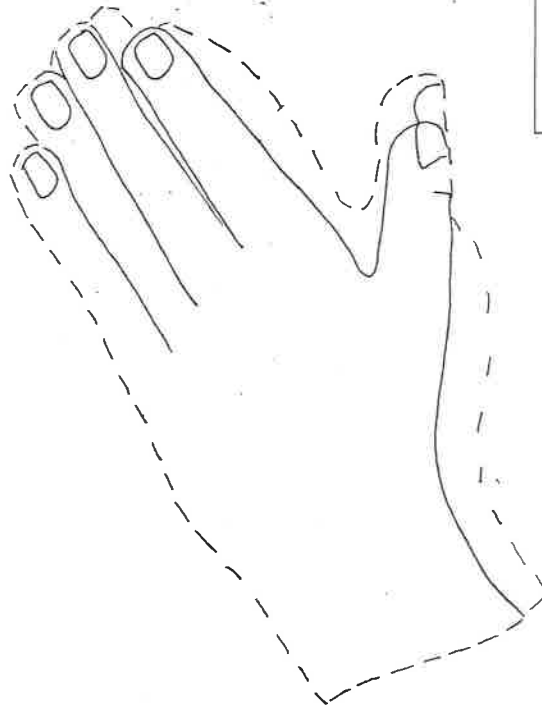
**ACTS OF THE APOSTLES**  
**Part 1 – The Church Begins**

Younger- 6

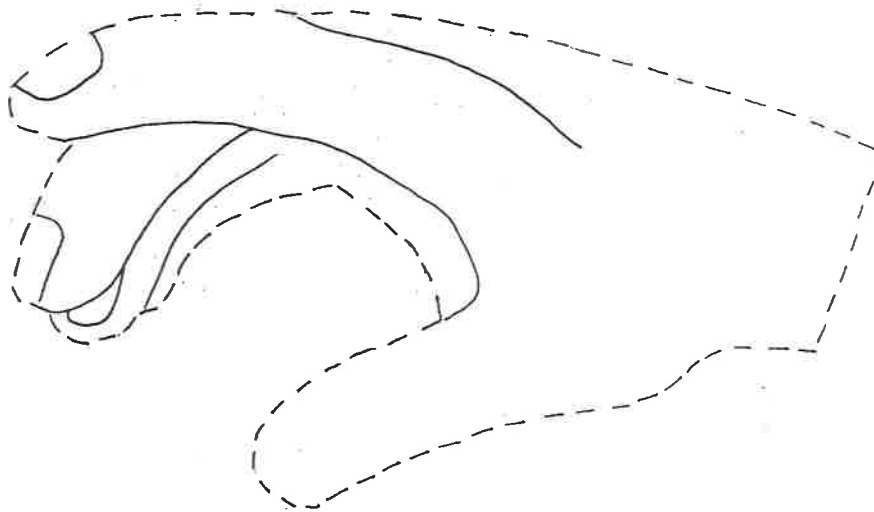
The disciples pray and share their possessions -- 4:23-31; 2:44-47; 4:32-37.

Trace the lines of the pictures.

**How did  
the disciples  
talk to God?**



**What did  
the disciples  
use to work  
to share  
with others?**



**Draw Pictures**

**Draw pictures of what the disciples sold and what they gave to help those in need.**

A large empty rectangular box for drawing.A large empty rectangular box for drawing.

# ACTS OF THE APOSTLES

## Part 1 – The Church Begins

Older- 6

The disciples pray and share their possessions -- 4:23-31; 2:44-47; 4:32-37.

### The Disciples Pray

In the prayer of the disciples underline the words with the following colors:

*yellow*—to whom they prayed;

*green*—the words they used to praise God;

*red*—the things they asked for;

*blue*—the words of God written by David.

"Lord, You are God, who made heaven and earth and the sea, and all that is in them, who by the mouth of Your servant David have said:

*'Why did the nations rage,  
And the people plot vain things?  
The kings of the earth took their stand,  
And the rulers were gathered together  
Against the Lord and against His Christ.'*

"For truly against Your holy Servant Jesus, whom You anointed, both Herod and Pontius Pilate, with the Gentiles and the people of Israel, were gathered together to do whatever Your hand and Your purpose determined before to be done.

"Now, Lord, look on their threats, and grant to Your servants that with all boldness they may speak Your word, by stretching out Your hand to heal, and that signs and wonders may be done through the name of Your holy Servant Jesus." Acts 4:24-30

### The Disciples Share

Fill in the missing words by drawing tiny pictures. Acts 4:32-35

"Now the  of those who believed were of one  and one soul; neither did anyone say that any of the things he possessed was his own, but they had all things in common. And with great power the apostles gave witness to the resurrection  of the Lord Jesus. And great grace was upon them all. Nor was there anyone among them who lacked; for all who were possessors of  or  sold them, and brought the  of the things that were sold, and laid *it* at the apostles' ; they distributed to each as anyone had need."

### Key Bible Words

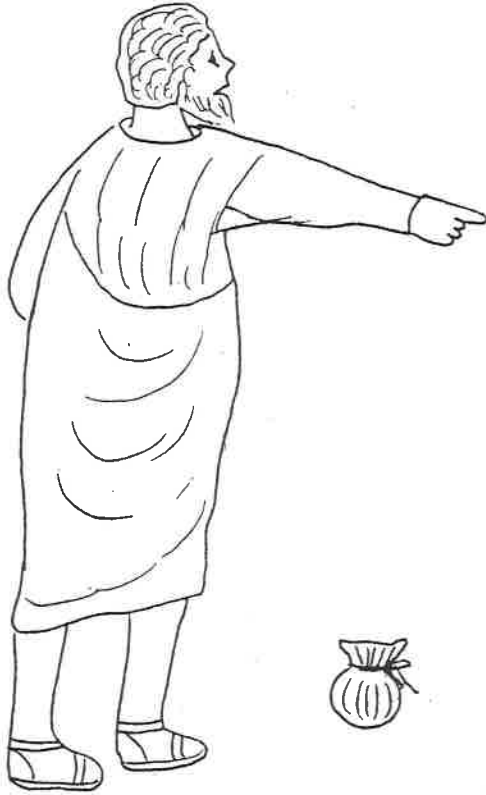
pray

share

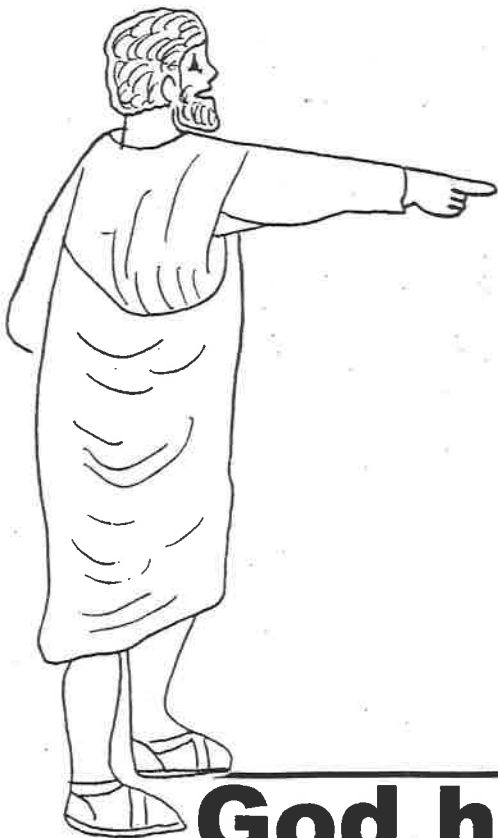
ACTS OF THE APOSTLES  
Part 1 – The Church Begins  
Ananias and Sapphira -- 5:1-11.

Younger- 7

Paste Ananias and Sapphira in the pictures to show how they fell down dead for lying.



Paste Ananias here



Paste Sapphira here



**God hates lying lips!**



**Abomination**  
means  
something hated,  
despised, detested.

## ACTS OF THE APOSTLES

### Part 1 – The Church Begins

Ananias and Sapphira -- 5:1-11.

Older- 7

#### What God Says About Lying

Fill in the missing words with pictures.

Prov. 6:16-19: "These  things the Lord hates,

Yes,  are an abomination to Him:

A proud look, A lying ,

that shed innocent blood,

A  that devises wicked plans,

that are swift in running to evil,

A false witness who  lies,

And one who sows discord among brethren."

Prov. 12:22: "Lying  are

an abomination to the Lord,  
But those who deal truthfully are His delight."

Rev. 21:8: "But the cowardly, unbelieving,  
abominable, murderers, sexually immoral,  
sorcerers, idolaters, and all liars shall have  
their part in the lake which burns with

and brimstone, which is the second death."

#### What Lying Deserves Choose the correct answer.

1. Ananias and his wife (*Sarah, Maria, Sapphira*) sold some (*land, possession, houses*).
2. They decided to give (*part, all, none*) of the money to the apostles.
3. (*John, Peter, Judas*) said Ananias had lied to (*him, the Jews, the Holy Spirit*).
4. (*Sapphira, Dorcas, Satan*) had put it in their hearts to lie.
5. Ananias (*walked out of the room, fell down dead, laughed at Peter*).
6. The people became (*afraid, happy, angry*) because of what happened to Ananias.
7. When Sapphira came in she told (*the truth, another lie, nothing*).
8. Sapphira (*died, sang, went home*).
9. "So great (*joy, lying, fear*) came upon all the (*world, nation, church*) and upon all who heard these things."

#### Key Bible Words

lying

What does  
God think  
about the lies  
you tell?

# ACTS OF THE APOSTLES

## Part 1 – The Church Begins

Younger- 8

The apostles heal and are persecuted -- 5:12-42.

Finish the picture to show how the apostles got out of jail.

paste between these lines



Color these important words with bright colors.

Learn to read them.

# Obey God

Find these words in the book of Acts 5:29-32

# ACTS OF THE APOSTLES



## Part 1 – The Church Begins

Older- 8

The apostles heal and are persecuted -- 5:12-42.

Number the events in the list in the order in which they happened.

- \_\_\_ The apostles are arrested and put in prison. (5:18)
- \_\_\_ The apostles do many miracles. (5:12)
- \_\_\_ Gamaliel speaks to the leaders. (5:34)
- \_\_\_ The people met in Solomon's porch in the temple. (5:12)
- \_\_\_ The apostles are brought again before the Jewish leaders. (5:26)
- \_\_\_ The apostles rejoice and continue preaching. (5:41)
- \_\_\_ They did not stop teaching and preaching Jesus as the Christ. (5:42)
- \_\_\_ Peter and the apostles told the Jewish leaders that God had raised Jesus whom they had murdered by hanging Him on a tree. (5:30)
- \_\_\_ The Jewish leaders are filled with indignation (jealousy). (5:17)
- \_\_\_ The apostles are beaten, told not to preach and set free. (5:40)
- \_\_\_ The officers report that the prison is locked but the apostles are gone. (5:23)
- \_\_\_ An angel opens the prison doors. (5:19)
- \_\_\_ The apostles return to the temple to preach. (5:21)
- \_\_\_ The apostles are sent out of the room. (5:34)
- \_\_\_ The Jewish leaders want to kill the apostles. (5:33)
- \_\_\_ Peter says, "We must obey God rather than men." (5:29)
- \_\_\_ Crowds gather from the neighboring towns. (5:16)
- \_\_\_ The Jewish leaders send to the prison to bring the apostles to them. (5:21)



**"We ought to obey God  
rather than men."**

Acts 5:29

### Key Bible Words

council

Pharisees

Sadducees


**ACTS OF THE APOSTLES**  
**Part 1 – The Church Begins**  
Seven men are chosen -- 6:1-7.


Younger- 9

Paste the names under the 7 men who were chosen to serve.



What did the 7 men do? For whom did they do these things?





# ACTS OF THE APOSTLES

## Part 1 – The Church Begins

Seven men are chosen -- 6:1-7.

Older- 9

Answer the questions by choosing the correct answer from the word list.  
Fill in the crossword puzzle using the same word in the correct place.

### ACROSS

- 4A--Who was in need? (v.1)  
 5A--What happened to the number of the disciples? (v.7)  
 7A--Where did this happen? (v.7)  
 8A--What were the followers of Jesus called at this time? (v.2)  
 10A--How many men were chosen to serve? (v.3)

### DOWN


- 1D--How many apostles called a meeting of the disciples? (v.2)  
 2D--What was the cause of the problem?  
 3D--What were the disciples doing because of the problem? (v.1)  
 6D--What did the disciples call each other? (v.3)  
 9D--What would the men chosen be doing? (v.2)

### WORD LIST

brethren  
 complaining  
 disciples  
 food  
 Jerusalem  
 multiplied  
 serve  
 seven  
 twelve  
 widows

**"And they continued steadfastly in the apostles' doctrine and fellowship, in the breaking of bread, and in prayers."**

Acts 2:42



### Key Bible Words

serve

### What are you doing to serve others?

Write at least 2 things that you could be doing to help someone else.

---



---



---



---

**ACTS OF THE APOSTLES**  
**Part 1 – The Church Begins**

Younger - 10

Stephen preaches his last sermon -- 6:8 to 8:3.

What were the Jewish leaders throwing?

Put the stones in the picture.



**preach**

**Jesus**



**ACTS OF THE APOSTLES**  
**Part 1 – The Church Begins**  
Stephen preaches his last sermon -- 6:8 to 8:3.

Older- 10

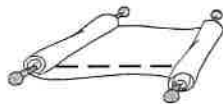
**WHO?**

Draw a line between the question and the correct answer.

- |  |  |
|--|--|
| <p>1. Who did Stephen preach about?<br/>(6:14; 7:52; 9-16; 20-49; 2-8)</p> <p>2. Who argued with Stephen?<br/>(6:9)</p> <p>3. Who was full of grace and power?<br/>(6:8)</p> <p>4. Who did miracles?<br/>(6:8)</p> <p>5. To whom did Stephen preach?<br/>(6:12--7:1)</p> <p>6. Who was angry when Stephen said<br/>they murdered Jesus?<br/>(7:52-54)</p> <p>7. Who dragged Stephen out of the city?<br/>(7:58)</p> <p>8. Who held the coats of those who<br/>stoned Stephen?<br/>(7:58)</p> <p>9. Who stoned Stephen?<br/>(7:58)</p> <p>10. Who said, " Lord, do not charge<br/>them with this sin."?<br/>(7:60)</p> <p>11. Who had to run away to Judea<br/>and Samaria?<br/>(8:1)</p> <p>12. Who stayed in Jerusalem?<br/>(8:1)</p> <p>13. Who was putting disciples in prison?<br/>(8:3)</p> | <p>Joseph</p> <p>Stephen</p> <p>Moses</p> <p>Jesus</p> <p>Council</p> <p>Saul</p> <p>Jews</p> <p>Abraham</p> <p>church</p> <p>apostles</p> |
|--|--|

What was most of Stephen's  
message about?

the history of the



**Key Bible Words**

Jesus





ACTS OF THE APOSTLES  
Part 1 – The Church Begins  
Review of Part 1.

Younger- 11

Decorate these important words.

Learn to read them.

Find them in the New Testament.

Acts

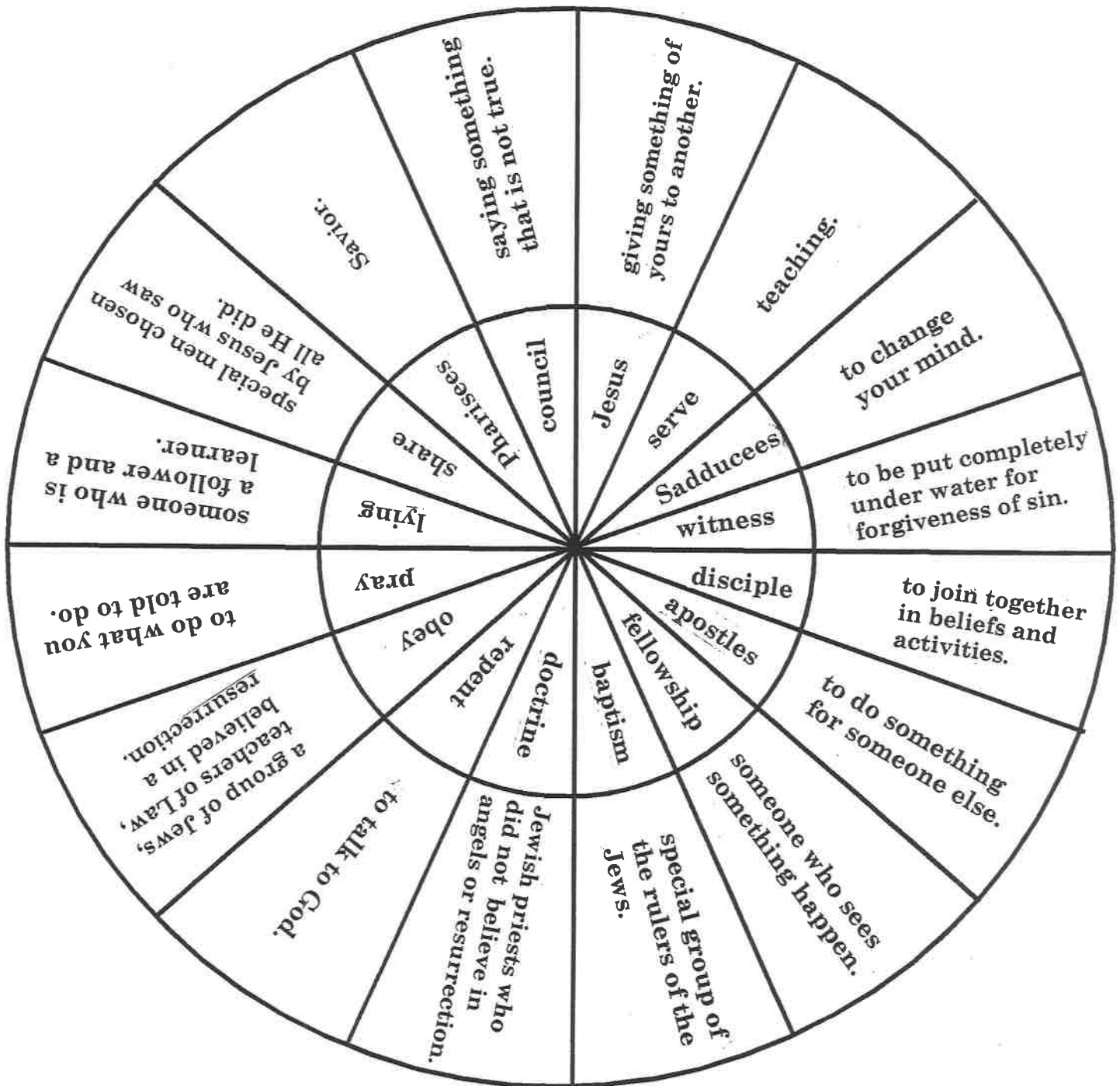
Luke

Who or what are these names?

ACTS OF THE APOSTLES  
Part 1 – The Church Begins  
Review of Part 1

Older - 11

Word Wheel #1



# **ACTS OF THE APOSTLES**


## **PART 2 -- THE CHURCH GROWS**

ACTS OF THE APOSTLES  
Part 2 – The Church Grows

Younger - 12

Philip and the sorcerer of Samaria -- 8:4-25.

Draw the picture by following the numbered dots with your pencil.





# ACTS OF THE APOSTLES

## Part 2 – The Church Grows

Philip and the sorcerer of Samaria -- 8:4-25.

Older- 12

Fill in the puzzle by using the correct words from the list to answer the clues.

### ACROSS

- A1 The place where all these things happened. (8:5)  
 A5 About whom did Philip preach? (8:5,12)  
 A7 What had astonished the Samaritans before Philip came? (Another word for sorcery) (8:9)  
 A8 The apostle who answered Simon. (8:20)  
 A10 Something both Christians and sinners have to do to have sin forgiven. (8:22)  
 A12 What Peter said should happen to Simon and his money. (8:20)  
 A13 Special gifts of this person were given to some Christians. (8:17,18)  
 A15 One thing a sinner has to do to have his sin forgiven before he is a Christian. (2:38)




### DOWN

- D2 What Philip did that gave the people great joy. (8:7)  
 D3 Simon's sin was to offer to \_\_\_ ability to give the gift of the Holy Spirit. (8:18)  
 D4 The message Philip preached is called the \_\_\_\_\_.  
 D5 An apostle who came to lay hands on the Samaritan Christians. (8:14)  
 D6 One thing Christians do to have their sin forgiven. (8:22)  
 D8 The preacher who came to Samaria. (8:5)  
 D11 Who could give the special gifts of the Holy Spirit. (8:15; 1 Cor. 12:7-11)  
 D14 Who wanted to buy the gift of laying on hands to give the Holy Spirit. (8:18-19)



### WORD LIST

apostles  
 be-baptized  
 buy  
 gospel  
 Holy Spirit  
 Jesus Christ  
 John  
 magic  
 miracles  
 perish  
 Peter  
 Philip  
 pray  
 repent  
 Samaria  
 Simon



ruins of Samaria

### Key Bible Words

gospel

sorcerer

forgive

### The Difference

How is a sinner forgiven for sin?  
believe, repent,  
be baptized

How is a Christian forgiven for sin?  
repent  
and pray

**ACTS OF THE APOSTLES**  
**Part 2 – The Church Grows**  
Philip and the Ethiopian -- 8:26-40.


Younger - 13

**What was the Ethiopian reading?**

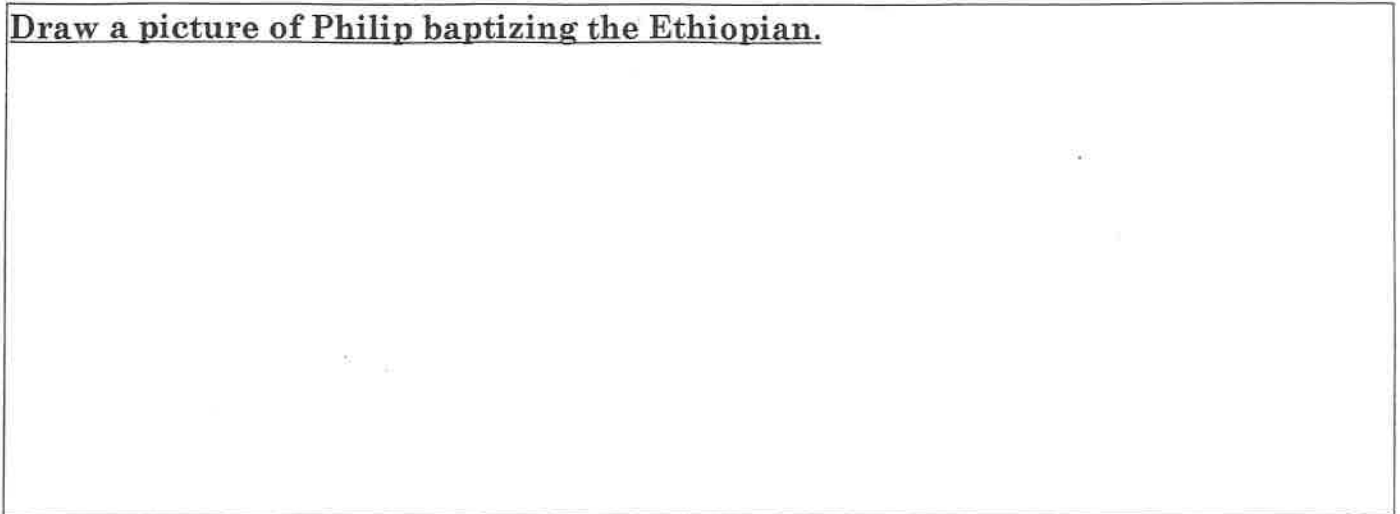
**Paste the scroll in the Ethiopian's hands.**


**Name the book.**

**Put the wheel on the chariot.**



**Draw a picture of Philip baptizing the Ethiopian.**





**ACTS OF THE APOSTLES**  
**Part 2 – The Church Grows**  
Philip and the Ethiopian -- 8:26-40.

Older- 13

**Teaching the Ethiopian**  
**with the Scriptures**  
**Circle the correct answer.**



Who taught the Ethiopian? *Peter Philip Jesus*  
What book was used? *Isaiah Psalms Matthew*  
What was the book talking about? *Moses Jesus Daniel*

**Jesus  
is  
the Christ  
the  
Son of God.**

**What did the Ethiopian have to do to be saved?**

**Cross out the wrong answers.**

hear the gospel      raise his hand      believe in Jesus  
be baptized      have a vision      pray



**The word  
"baptized"  
means  
to go  
completely  
under  
water.**

**What else do we know about Philip?**

**Cross out the wrong answers.**

He was one of the 7 chosen to serve the widows in Jerusalem.  
He went to Samaria to preach after Stephen's death.  
He healed many people of dumb spirits, lameness, and paralysis.  
The Samaritans listened carefully to what he taught.  
He taught them about Jesus Christ.  
He baptized many men and women.  
He sent for the apostles to lay their hands on the Christians.  
He did not want to preach but Peter made him go.  
He stayed in Jerusalem with the apostles.  
He tried to heal people but failed.  
No one would listen to his preaching.

**How much water is needed to baptize a person?**

**"Both Philip and the eunuch went down into the water,  
and he baptized him." Acts 8:38**

**Key Bible Words**

**prophet**

**What does a person have to do  
to become a Christian?**

---


---

---

---

---





**ACTS OF THE APOSTLES**  
**Part 2 – The Church Grows**  
Saul becomes a Christian  
9:1-19; 22:1-16; 26:4-18.

Younger - 14

Paste the pictures in the correct order to tell the story.


*Ananias said to Saul:*  
**"Arise and be baptized,  
and wash away your sins,  
calling on the  
name of the Lord."**  
Acts 22:16

# Jesus



Damascus

## ACTS OF THE APOSTLES

### Part 2 – The Church Grows

Saul becomes a Christian--9:1-19; 22:1-16; 26:4-18.

Older - 14



#### Who Is Saul?

Which scripture tells the following facts about Saul.

- |   |                 |
|---|-----------------|
| 1. His hometown was Tarsus of Cilicia.                    | Philippians 3:5 |
| 2. He was a Roman citizen.                                | Acts 22:25, 28  |
| 3. He was a Jew.  | Acts 7:58       |
| 4. He was of the Jewish tribe of Benjamin.                | Acts 23:6       |
| 5. He was a Pharisee.                                     | Acts 22:3       |
| 6. His teacher was Gamaliel.                              | Acts 8:3        |
| 7. He was a leader.                                       | Acts 22:16      |
| 8. He was young at the time of Stephen's death.           | Acts 9:15       |
| 9. He persecuted the church.                              | Acts 18:3       |
| 10. He was a tentmaker.                                   | Acts 9:17, 3    |
| 11. He saw Jesus on the road to Damascus.                 | Acts 9:1,2      |
| 12. His job for Jesus was to take the gospel to Gentiles. | Galatians 1:13  |
| 13. He was baptized to wash away his sins.                |                 |



street in Damascus

Ananias said to Saul:  
**"Arise and be baptized,  
and wash away your sins,  
calling on the name of the Lord."**  
Acts 22:16



Ananias' house

#### Key Bible Words

persecute




**ACTS OF THE APOSTLES**  
**Part 2 – The Church Grows**

Younger - 15


Saul begins his Christian life -- 9:19-30; 22:17-21; Gal 1:11-18.

**How Saul Escaped**

**Put Saul in the basket on the wall.**



**Jews**



# **ACTS OF THE APOSTLES** **Part 2 – The Church Grows** **Saul begins his Christian life --** **9:19-30; 22:17-21; Gal 1:11-18.**

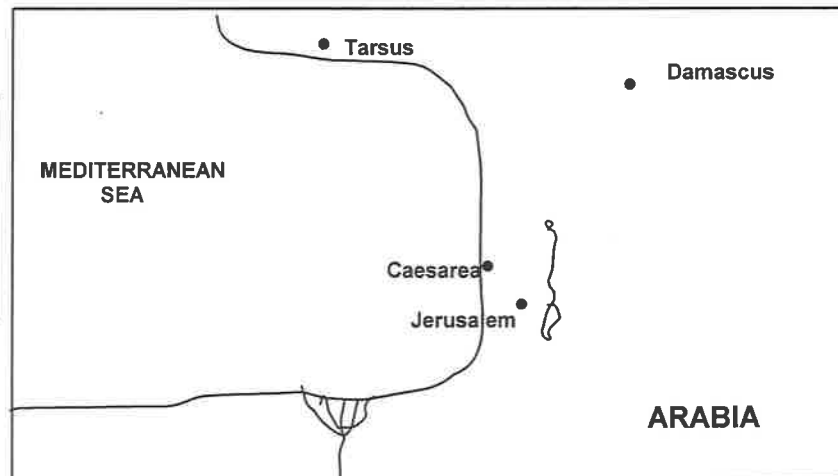
**Older- 15**

**After he became a Christian,**  
**Paul preached boldly that**  
**Jesus is the Christ.**  
 Acts 9:20-29

**Saul's travels during the first 3 years he was a Christian.**

**Using the scriptures, draw a line from city to city or country.**


Acts 9:19  
 Galatians 1:17  
 Acts 9:23-25; and  
 2 Cor. 11:32,33  
 Gal. 1:18; Acts 9:26  
 Acts 9:30



**Where Did Saul Learn What He Taught About Jesus?**

**Fill in the missing words of the verses that tell. Galatians 1:11-12, 15-17.**

"But I make known to you, brethren, that the \_\_\_\_\_ which was preached by me is not according to \_\_\_\_\_. 12 For I neither received it from \_\_\_\_\_, nor was I taught it, but it came through the \_\_\_\_\_ of \_\_\_\_\_... 15 But when it pleased \_\_\_\_\_, who separated me from my mother's womb and called me through His grace, 16 to reveal His \_\_\_\_\_ in me, that I might \_\_\_\_\_ Him among the \_\_\_\_\_, I did not immediately confer with flesh and blood, 17 nor did I go up to \_\_\_\_\_ to those who were \_\_\_\_\_ before me; but I went to \_\_\_\_\_, and returned again to \_\_\_\_\_."



Tarsus, Saul's hometown

## **Key Bible Words**

**synagogue**

# ACTS OF THE APOSTLES


## Part 2 – The Church Grows

Peter with Aeneas and Dorcas -- 9:32-43.

Younger - 16

Finish the picture to show what Dorcas did for the widows and orphans.

What wonderful miracle did  
Peter do to Dorcas?  
Who gave Peter the power  
to do the miracle?



"Aeneas,  
Jesus the Christ  
heals you."

**ACTS OF THE APOSTLES**  
**Part 2 – The Church Grows**  
Peter with Aeneas and Dorcas -- 9:32-43.

Older- 16

**Aeneas**

Draw a line from the question to the correct answer.

- |   |                           |
|---|---------------------------|
| 1. What was wrong with Aeneas?            | in bed                    |
| 2. How long was he like that?             | many people turned to God |
| 3. Where did he stay?                     | immediately               |
| 4. Who healed him?                        | Peter by Jesus' power     |
| 5. When did he get well?                  | 8 years                   |
| 6. What happened because of this miracle? | paralyzed                 |

**Copy James 1:27 from the Bible.**

**Talk About Dorcas**

How did Dorcas obey James 1:27?  
What happened when Peter raised her from the dead?  
Tell some good things children can do for others.




Joppa

**Key Bible Words**

widow

paralytic



**ACTS OF THE APOSTLES**  
**Part 2 – The Church Grows**  
Cornelius sends for Peter -- 10:1-23.

Younger - 17

**Tell The Story**



Paste the pictures in the correct order.


An important word to learn to read.

# Gentiles





**ACTS OF THE APOSTLES**  
**Part 2 – The Church Grows**  
Cornelius sends for Peter -- 10:1-23.








Older - 17

**Peter's Vision**

According the law of Moses the Jews were told that some animals were clean and could be eaten while others were unclean and must not be eaten.

Read Leviticus 11:4,6,7,13,17,19

Cross out the animals below that were unclean for the Jews.



**Which animals are unclean for Christians? Read Mark 7:19 & 1 Tim. 4:4.**

**Visions**

Fill in the missing words of the answers to the questions.



1. Why did God send an angel to Cornelius?

To tell him to send for \_\_\_\_\_ who would tell him what he had to \_\_\_\_.

2. Why did God send a vision to Peter?

To teach him a very important \_\_\_\_\_.

The \_\_\_\_ Testament was not yet finished so people could learn God's \_\_\_\_\_ by reading it like we can today.

3. Why doesn't God send angels and visions today? Because we have the finished \_\_\_\_\_ to \_\_\_\_\_ to learn what \_\_\_\_ wants us to do.



Joppa

**Key Bible Words**

centurion

vision

# ACTS OF THE APOSTLES

## Part 2 – The Church Grows

Younger - 18

Peter at Cornelius' house -- 10:23 to 11:18.

**Which one are you—a Jew or a Gentile?**

**Draw a circle around the correct one.**

a Jew like Peter



a Gentile like Cornelius




**Peter preached about Jesus.  
What did Cornelius and  
those at his house do  
when they believed?**



---

**Draw a circle around the man below who is a Gentile.**



**Peter**



**Cornelius**

**preach**



## ACTS OF THE APOSTLES Part 2 – The Church Grows

Older - 18

Peter at Cornelius' house -- 10:23 to 11:18.

**Which one are you—  
a Jew or a Gentile?**

**Draw a circle around the correct one.**

a Jew like Peter



a Gentile like Cornelius

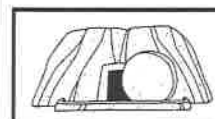

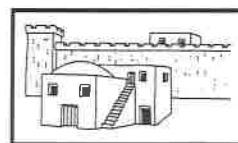


**"In truth I perceive that  
God shows  
no partiality.  
But in every nation  
whoever fears Him  
and  
works righteousness  
is accepted by Him."  
Acts 10:34-35**

### Tell the Story

**Put the events in the correct order by numbering them from 1 to 14.**

- ☐ Cornelius sends men to Joppa to call Peter to his house. (10:5-8)
- ☐ Cornelius sees an angel. (10:3)
- ☐ Peter goes with the men to Cornelius' house. (10:23)
- ☐ Cornelius' men arrive at house where Peter is staying. (10:17)
- ☐ God sends Peter a vision of sheet of unclean animals. (10:9-12)
- ☐ Cornelius invites many people to his house to hear Peter. (10:24)
- ☐ Peter goes to the roof to pray. (10:9)
- ☐ The Holy Spirit comes to all the people and they spoke other languages  
to prove that it was all right for Gentiles to be Christians. (10:44-47)
- ☐ Peter preaches to the people about Jesus. (10:34-41)
- ☐ Peter said that all the prophets witness that through  
Jesus believers receive forgiveness of their sins. (10:43)
- ☐ Cornelius and the people are baptized. (10:48)
- ☐ Peter tells everything that happened to him in Joppa and Caesarea. (11:4-17)
- ☐ Peter goes to Jerusalem to explain to the Jewish Christians that now  
Gentiles can be Christians also. (11:1)
- ☐ The Jewish Christians praised God. (11:18)



**Who were God's people in the Old Testament?** \_\_\_\_\_

**Who are God's people today?** \_\_\_\_\_



Caesarea

### Key Bible Words

**Gentiles**

**preach**


## ACTS OF THE APOSTLES

### Part 2 – The Church Grows

Younger - 19

The disciples are called Christians -- 11:19-30.

Color only the spaces that have a dot.



What can I do to help others in need whether at home or elsewhere?

Take care of the baby.

Wash the dishes.

Sweep the floor.

Go to the store.

Give money to a beggar.

Carry the trash.

Hang up the clothes.

Help prepare food.

Take food to a sick person.

Put a star by the ones you can do.

Learn to read this important word.

# Christians

**"...the disciples were first called Christians in Antioch." Acts 11:26**

## ACTS OF THE APOSTLES

### Part 2 – The Church Grows

The disciples are called Christians 11:19-30.

Older - 19

#### Why Were the Disciples Called Christians?

Fill in the spaces:

A d \_ sc \_ pl \_ can be a follower of any t \_ \_ ch \_ r.

But the name Chr \_ st \_ \_ n means that a person is a follower of Chr \_ st J \_ s \_ s.

The name Christian is a special n \_ m \_.

#### God Wants Us to Help Those in Need!

Highlight what things God wants us to do.

"But whoever has this world's goods, and sees his brother in need, and shuts up his heart from him, how does the love of God abide in him? My little children,

let us not love in word or in tongue, but in deed and in truth." 1 John 3:17,18

"Then the King will say to those on His right hand, 'Come, you blessed of My Father, inherit the kingdom prepared for you from the foundation of the world:

for I was hungry and you gave Me food; I was thirsty and you gave Me drink; I was a stranger and you took Me in; I was naked and you clothed Me; I was sick and you visited Me; I was in prison and you came to Me.'" Matt. 25:34-36

#### Helping Those in Need

The Christians in Antioch sent money to the Christians in Jerusalem to help them buy food because of a famine there.

What can I do to help others in need whether at home or elsewhere?

Put a star by the ones you can do.

Take care of the baby.

Wash the dishes.

Sweep the floor.

Go to the store.

Give money to a beggar.

Carry the trash.

Hang up the clothes.

Help prepare food.

Take food to a sick person.

Write your own ideas here.



Antioch of Syria

#### Key Bible Words


Christian

famine

**ACTS OF THE APOSTLES**  
**Part 2 – The Church Grows**  
Peter escapes from prison -- 12:1-19.

Younger - 20

Finish the picture of Peter in prison.



Tell another story in Acts where an angel opened prison doors.

# Acts



**ACTS OF THE APOSTLES**  
**Part 2 – The Church Grows**  
Peter escapes from prison -- 12:1-19.

Older - 20

**Who?**

Draw a line from the question to the correct answer.

Who was persecuting the church?	the Jews
Who put James to death?	
Who was glad?	many soldiers
Who was arrested next?	
Who was guarding Peter?	
Who was praying?	an angel
Who woke Peter up?	
Who got dressed?	King Herod
Who thought he was having a vision?	
Who freed Peter?	the church
Who knocked at Mary's door?	
Who answered the door?	Peter
Who told what had happened?	
Who was upset the next morning?	
Who killed the soldiers for letting Peter escape?	Rhoda

**Key Bible Words**

Jews

**"Many were gathered together praying" for Peter.**  
***When was the last time that you prayed for someone?***

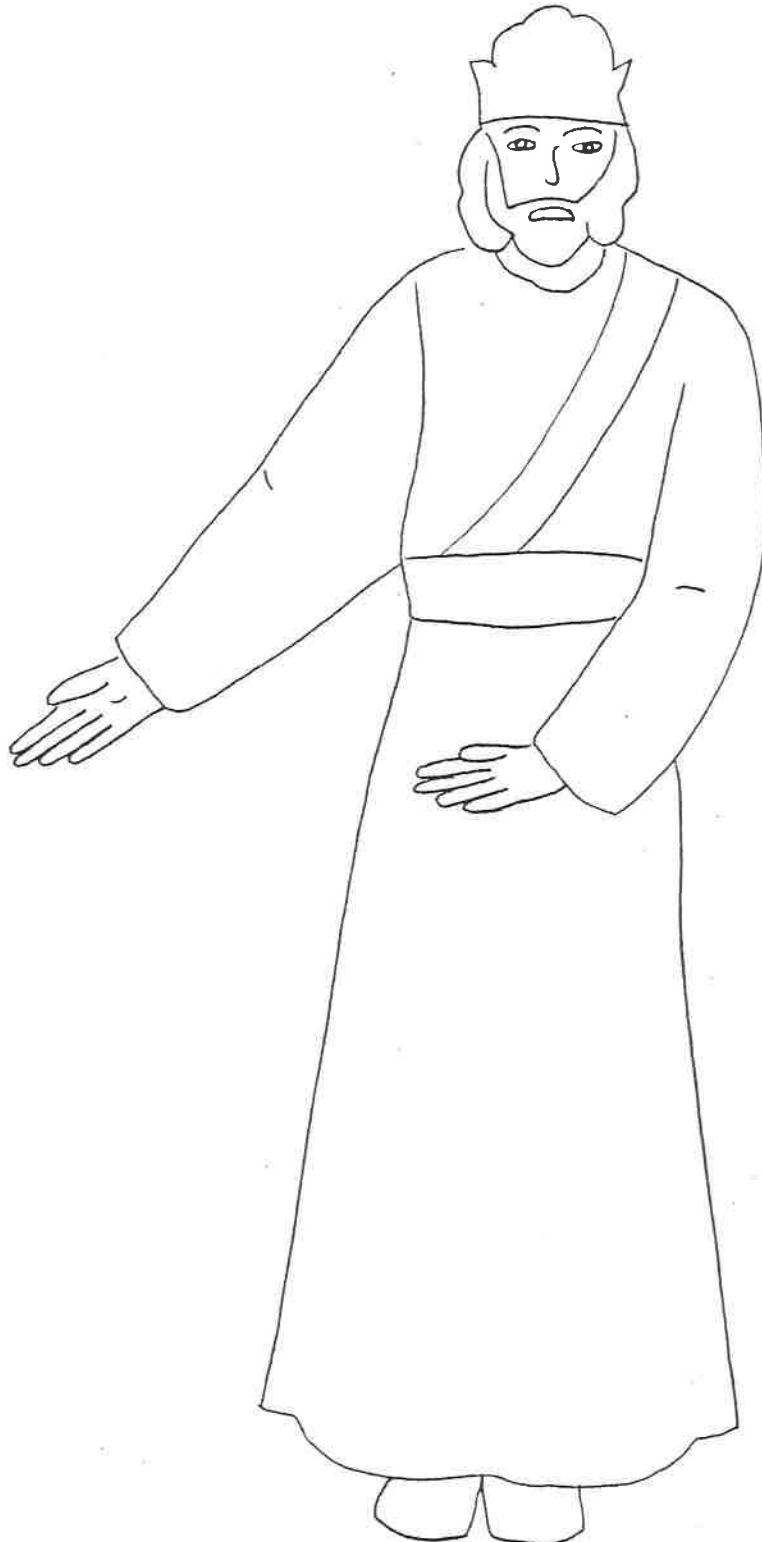


**ACTS OF THE APOSTLES**  
**Part 2 – The Church Grows**  
Herod's death -- 12:19-24.

Younger - 21

Dress Herod in royal robes.

Why did the people call him a god?



Why did God strike him with an illness that caused his death?

**ACTS OF THE APOSTLES**  
**Part 2 – The Church Grows**  
Herod's death -- 12:19-24.

Older - 21

**King Herod**

Fill in the blanks to complete the story.

"So on a set day \_\_\_\_\_, arrayed in \_\_\_\_\_ apparel, sat on his throne and gave an oration to them. And the \_\_\_\_\_ kept shouting, "The voice of a \_\_\_\_\_ and not of a \_\_\_\_\_!" Then immediately an \_\_\_\_\_ of the \_\_\_\_\_ struck him, because he did not give \_\_\_\_\_ to \_\_\_\_\_. And he was eaten by worms and died.

But the word of \_\_\_\_\_ grew and multiplied." Acts 12:21-24.

**Whom should we praise by the way we act?**

Circle the correct answer:

ourselves, God, nobody, the president, images.

**What does 1 Corinthians 10:31 say?**

Copy it here.

**Who should be our king and our God?**



**"Pride goes before destruction,  
And a haughty spirit before a fall."**

Proverbs 16:18

Do you remember another king  
who became so proud  
that God punished him also?

What did God do  
to him?

The answer is found in  
Daniel 4:28-37

**Key Bible Words**

glory

ACTS OF THE APOSTLES  
Part 2 – The Church Grows  
Review of Part 2

Younger - 22

Learn to read the words.  
What do they mean?

Color the large letters

church

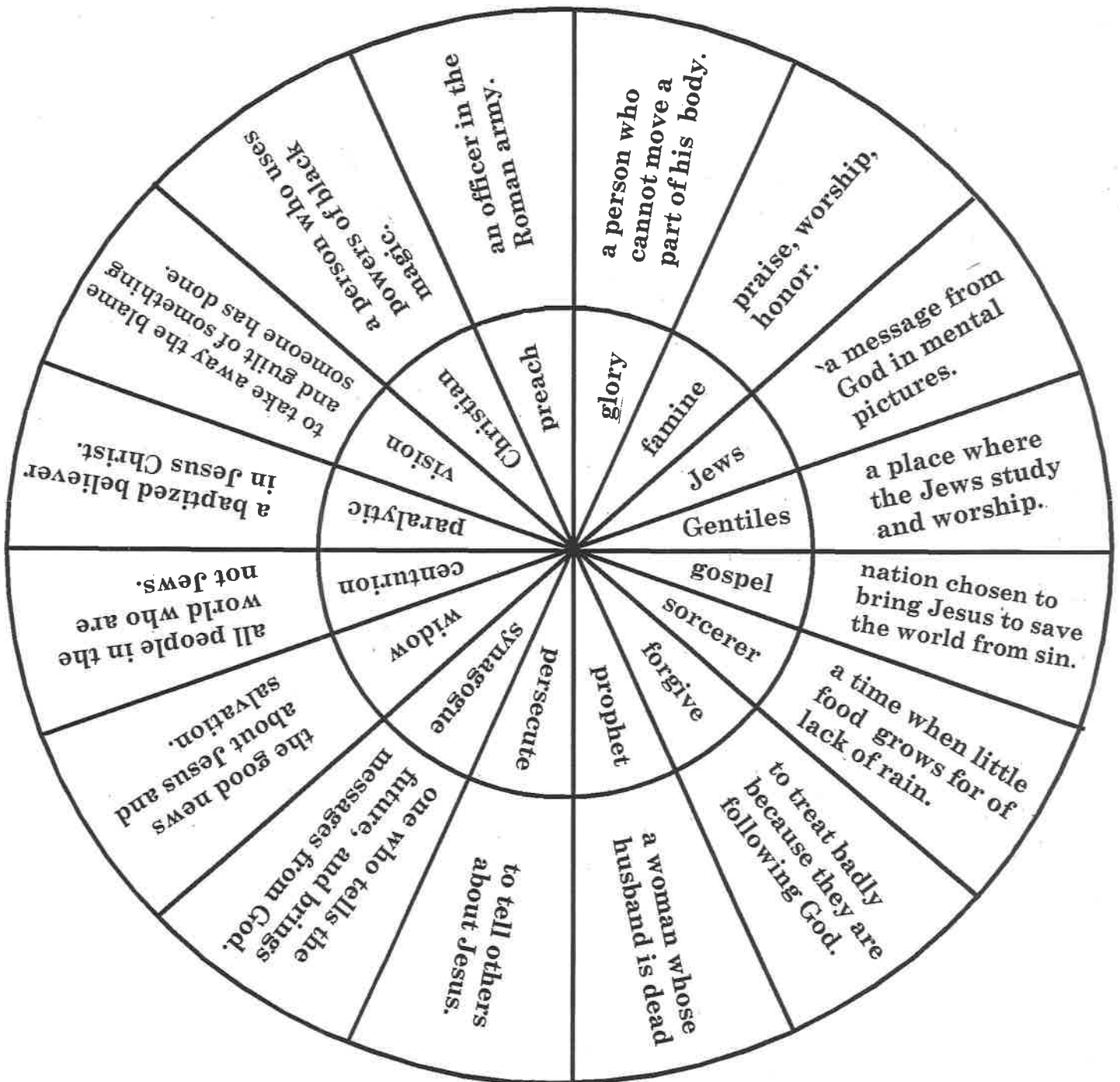
Christians

Try to find them in your Bible

ACTS OF THE APOSTLES  
Part 2 – The Church Grows  
Review of Part 2

Older - 22

Word Wheel #2




# **ACTS OF THE APOSTLES**

## **PART 3 – PAUL THE APOSTLE TO THE GENTILES TRAVELS**

**Barnabas**

**Silas**

**Paul**



Elymas


## ACTS OF THE APOSTLES

### Part 3 – Paul, the Apostle to the Gentiles, Travels

Younger - 23


Paul and Barnabas sent out to preach -- 12:25 to 13:12.

These Pictures Tell the Story.  
Draw what is missing in each picture.



An Important Word to Learn to Read

# church



Antioch of Syria

## ACTS OF THE APOSTLES

Older - 23

### Part 3 – Paul, the Apostle to the Gentiles, Travels


Paul and Barnabas sent out to preach 12:25 to 13:12.



#### Paul and Barnabas

Match the question to the picture.

- What did Paul and Barnabas travel in?  
 Who did Paul preach about?  
 What happened to Elymas?  
 How many men were sent out to preach?  
 Where did they sail to?  
 Where did they preach?



2



### Compare two magicians who heard about Jesus:

Fill in the missing vowels.

#### Simon--Acts 8

verse


- 9 People were astonished with  
 his s\_rc\_ry.  
 9 He called himself someone gr\_\_t.  
 10 Everyone paid h\_\_d to him.  
 10 He was called the Gr\_\_t P\_w\_r.  
 12 He h\_\_rd preaching about J\_s\_s.  
 13 He b\_l\_\_v\_d in J\_s\_s.

- 13 He was amazed by the  
 m\_r\_cl\_s of G\_d.

#### Elymas--Acts 13

verse

- 6 He claimed to be a pr\_ph\_t.  
 7 He was with the g\_v\_rn\_r.  
 8 He tried to stop the governor  
 from b\_l\_\_v\_ng.  
 10 Paul told him, "O full of all  
 d\_c\_\_t and all fr\_\_d, you  
 son of the d\_v\_l, you  
 \_n\_my of all righteousness."  
 11 He was made bl\_nd for a time.




Simon

Where do magic, sorcery, witchcraft,  
 fortune-telling and such like come from?

**God hates these things.**

Should we have anything  
 to do with them? \_\_\_\_\_



Elymas

#### Key Bible Words

teaching

church

ministry




## ACTS OF THE APOSTLES

Younger - 24

### Part 3 – Paul, the Apostle to the Gentiles, Travels

Paul preaches in Antioch of Pisidia -- 13:13-52.

Finish the picture.



# Jesus



## ACTS OF THE APOSTLES


Older - 24

### Part 3 – Paul, the Apostle to the Gentiles, Travels

Paul preaches in Antioch of Pisidia -- 13:13-52.

#### Paul Preaches


Fill in the missing words




When Paul and Barnabas went to Antioch of Pisidia, they

went to the synagogue on the Sabbath day. The synagogue rulers asked them

to speak. Paul spoke



about Jesus



to the

\_\_\_\_\_ and the \_\_\_\_\_ who believed in God. Paul used the Law, the

Prophets and the Psalms  to prove that Jesus fulfilled God's plan. The

people asked them to come back the next \_\_\_\_\_. Some \_\_\_\_\_ were jealous

of Paul and Barnabas and caused trouble. Many \_\_\_\_\_ believed Paul's

message. Paul and Barnabas had to leave the city. The disciples were filled

with joy and the Holy Spirit.

#### Paul's message to the Jews

"Therefore let it be known to you, brethren,  
that through this Man [*Jesus*]  
is preached to you  
the forgiveness of sins"

Acts 13:38

#### Key Bible Words

resurrection

sin

## ACTS OF THE APOSTLES


Younger - 25

### Part 3 – Paul, the Apostle to the Gentiles, Travels

Paul & Barnabas in Iconium, Lystra, Derbe, and Antioch of Syria -- 14:1-28.

Who are they? Where are they going?

Color the picture.



# **gospel**

# ACTS OF THE APOSTLES

Older - 25


## Part 3 – Paul, the Apostle to the Gentiles, Travels

Paul & Barnabas in Iconium, Lystra, Derbe, and Antioch of Syria -- 14:1-28.




### Use Your Bible

Write the number of the verse or verses in Acts 14 where each event is told.




Iconium



a synagogue



ruins of Lystra



Antioch of Syria

- \_\_\_ Paul spoke in the synagogue of Iconium.
- \_\_\_ Many Jews and Greeks believed.
- \_\_\_ Some Jews did not believe and made trouble.
- \_\_\_ Paul and Barnabas did miracles.
- \_\_\_ Paul and Barnabas had to run away to keep from being killed.
- \_\_\_ Paul healed a crippled man in Lystra.
- \_\_\_ The people called them Zeus and Hermes.
- \_\_\_ The priest of Zeus wanted to offer sacrifices to them.
- \_\_\_ Paul and Barnabas refused.
- \_\_\_ Jews came from Antioch and Iconium to cause trouble.
- \_\_\_ They people stoned Paul and left him for dead.
- \_\_\_ Paul and Barnabas went to Derbe.
- \_\_\_ They preached the gospel and many believed.
- \_\_\_ They went through Lystra, Iconium, and Antioch to encourage the disciples.
- \_\_\_ They appointed elders in each church.
- \_\_\_ They returned to Antioch of Syria to report their work.

### Paul wrote to Timothy:

"But you have carefully followed my doctrine, manner of life, purpose, faith, longsuffering, love, perseverance, persecutions, afflictions, which happened to me at Antioch [of Pisidia], at Iconium, at Lystra--what persecutions I endured. And out of them all the Lord delivered me. Yes, and all who desire to live godly in Christ Jesus will suffer persecution."

2 Tim. 3:10-12

### Key Bible Words

to stone

signs

## ACTS OF THE APOSTLES

Younger - 26

### Part 3 – Paul, the Apostle to the Gentiles, Travels

The apostles and elders of Jerusalem answer a question -- 15:1-35.

### The First Letter Written to Christians

#### Acts 15:23-29


Make the scroll with the words in Greek to paste here.

What is this kind of letter called?

-----

Do letters look like this now days?

Draw a picture of what letters look like that we send now days.



Name another way in which people send many letters now days.

# ACTS OF THE APOSTLES

Older - 26

## Part 3 – Paul, the Apostle to the Gentiles, Travels

The apostles and elders of Jerusalem answer a question -- 15:1-35.



### The First Letter Written To Christians

Fill in the missing words of Acts 15:23-29



"The \_\_\_\_\_, the \_\_\_\_\_, and the brethren,

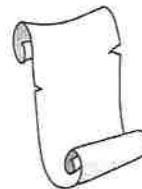
To the brethren who are of the \_\_\_\_\_ in Antioch, Syria, and Cilicia:  
Greetings.

Since we have heard that \_\_\_\_\_ who went out from us have \_\_\_\_\_ you with words, \_\_\_\_\_ your souls, saying, "You must be circumcised and keep the law"--to whom we gave \_\_\_\_\_ such \_\_\_\_\_ -- it seemed good to us, being assembled with one accord, to send chosen men to you with our beloved Barnabas and Paul, men who have risked their lives for the name of our Lord \_\_\_\_\_

\_\_\_\_\_. We have therefore sent Judas and \_\_\_\_\_, who will also report the same things by word of mouth. For it seemed good to the \_\_\_\_\_, and to us, to lay upon you no greater burden than these necessary things: that you \_\_\_\_\_ from things offered to \_\_\_\_\_, from \_\_\_\_\_, from things \_\_\_\_\_, and from \_\_\_\_\_. If you keep yourselves from these, you will do well.

\_\_\_\_\_."

Circle the form in which a letter was sent in Bible times.




### Key Bible Words

sacrifice

idols

abstain



## ACTS OF THE APOSTLES

Younger - 27

### Part 3 – Paul, the Apostle to the Gentiles, Travels Disagreement between Paul and Barnabas -- 15:36 to 16:5.

#### Who Traveled Together

Use a red crayon to circle the ones who went with Paul.

Use a green crayon to circle the ones who went with Barnabas.

Then, draw a line from each group to the places where they traveled.



Paul



Barnabas



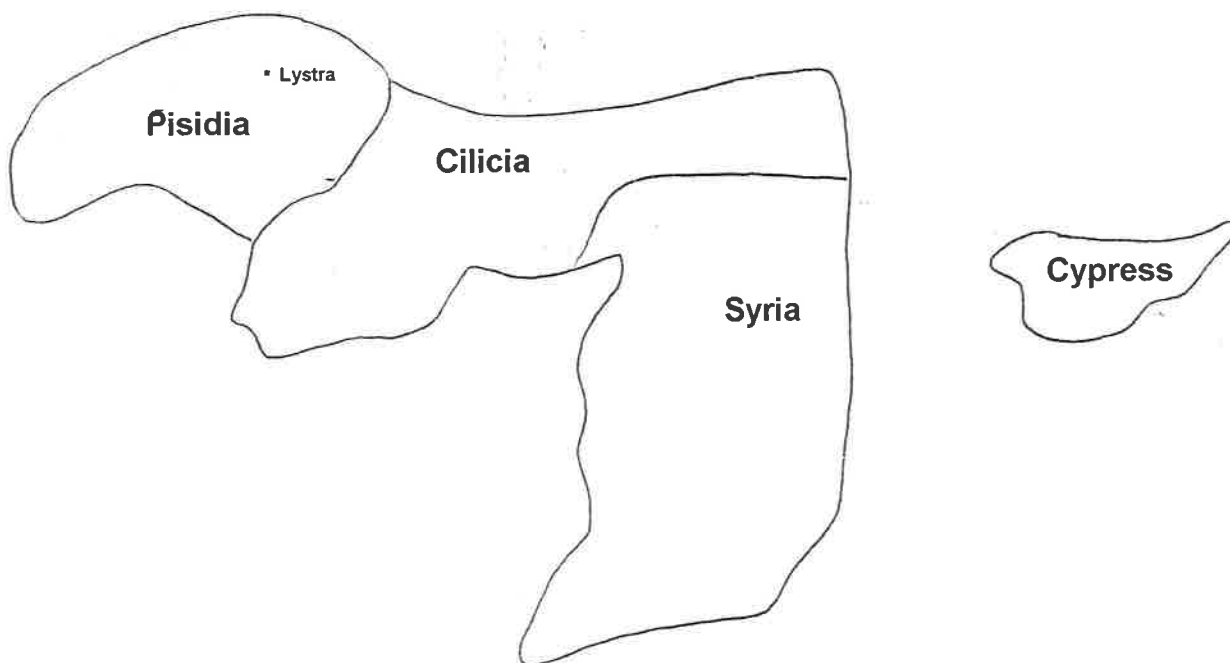
Timothy



John Mark



Silas





## Part 3 – Paul, the Apostle to the Gentiles, Travels Disagreement between Paul and Barnabas -- 15:36 to 16:5.

### WHO?

Match the verse to the statement.

Then draw a line to the man it is about.

1. He was a leader among the brethren in Jerusalem.

2. He stayed in Antioch after delivering the letter.

3. He was one of the men who carried the letter from Jerusalem to Antioch.

4. He was a prophet.

5. Paul chose him to go with him on a preaching trip.

6. He was Barnabas' cousin.

7. His mother's name was Mary.

8. He went on Paul and Barnabas' first preaching trip as a helper.

9. After being with Paul & Barnabas for a while he decided to go home.

10. Barnabas chose him to go on trip to Cyprus.

11. He was with Paul again later.

Acts 15:27

Acts 15:40,41

Acts 15:22

Acts 15:34

Acts 15:32

Acts 12:12


Acts 13:13

Colossians 4:10

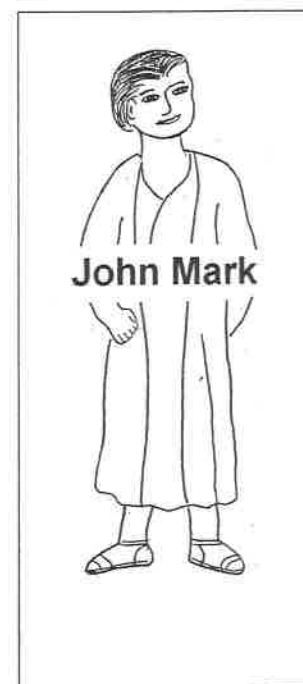
2 Timothy 4:11

Acts 13:5

Acts 15:39



**Silas**




**John Mark**

### Key Bible Words

contention

brethren




**Part 3 – Paul, the Apostle to the Gentiles, Travels**

Paul obeys the vision of the man from Macedonia -- 16:6-15.

**Paul and Silas Preach Beside a River**

Color the picture according to your teacher's instructions.



**preach**



## ACTS OF THE APOSTLES

Older - 28


### Part 3 – Paul, the Apostle to the Gentiles, Travels

Paul obeys the vision of the man from Macedonia -- 16:6-15.

#### How Paul Met Lydia

Correct the story by crossing out the incorrect words.

Paul with other (*brethren, sisters*) traveled together to preach the word. They wanted to go to (*Jerusalem and Bethlehem, Asia and Bithynia, Rome and Greece*) but the (Holy Spirit, Jews, Gentiles) would not let them go. In (*Troas, Antioch, Iconium*) Paul had a vision of a (*woman, man, child*) of (*Syria, Macedonia, Antioch*) (*mocking, begging*) him, "Come over to Macedonia and help us." Paul with the others went to (*Philippi, Troas*), an important city of Macedonia. On (*Sunday, Saturday, Friday*) they went down by the (*river, market*) to find a place of (*selling, prayer*). They found some (*men, women, children*). One was (*Dorcas, Lydia, Rhoda*) a seller of (*red, green, purple*). (*Paul, Silas, Barnabas*) taught the women about the Lord. The women (*refused, mocked, believed*) the message and (*were baptized, raised their hands*).



Ruins of Philippi

#### Key Bible Words

Holy Spirit


Paul wrote 14 letters to churches and Christians. Which one did he later write to the church in the city where Lydia lived?

\_\_\_\_\_

Part 3 – Paul, the Apostle to the Gentiles, Travels

Paul and Silas in prison -- 16:16-40.

Paste the missing pieces on the picture.



**believe**

Paul always  
preached  
about Jesus.

## ACTS OF THE APOSTLES

Older - 29

### Part 3 – Paul, the Apostle to the Gentiles, Travels


Paul and Silas in prison -- 16:16-40.

#### Look What Happened to Paul

Correct the story by marking out the incorrect words.

On the way to the place of prayer, Paul met a Pharisee and a slave girl who had a spirit to tell the past and the future. She followed Paul and the others shouting, "These men are servants of God, the king, and Satan. They can tell you how to make money to be saved." Paul was glad and troubled so he said to the spirit in her, "In the name of Jesus Christ and Paul come out of her!" The spirit for a little while left her. The owners of the slave girl seized Paul and Silas and the girls with Lydia. They took them to the jail and the authorities because now they could not make any more money and idols with her. The authorities beat, released, and laughed at Paul and Silas and sent them home and to jail.

At midnight Paul and Silas were praying, cursing, and singing. An earthquake and an angel came and opened the prison doors and broke the chains. The jailer with Paul was going to run away and kill himself because he thought the prisoners had escaped. Paul shouted, "No! We are all here!" The jailer trembling asked, "Do you want to go free? "What can I do for you?" "What must I do to be saved?". Paul and Silas spoke the word of the Lord about Jesus to him and others in his house. The jailer washed their hands, feet, and wounds and he with his family were afraid, doubtful, baptized.



Ruins of Philippi

#### How Do These Verses Fit the Lives of Paul and Silas?

*"Blessed are you when they revile and persecute you, and say all kinds of evil against you falsely for My sake. Rejoice and be exceedingly glad, for great is your reward in heaven, for so they persecuted the prophets who were before you."*

Matt. 5:11-12

#### Key Bible Words

authority

beat

divination

**Part 3 – Paul, the Apostle to the Gentiles, Travels**

**Review of Part 3**

Color these large letters according to your teacher's instructions.

Learn to read the words.

Find them in the Bible.

Paul

Jesus

# ACTS OF THE APOSTLES

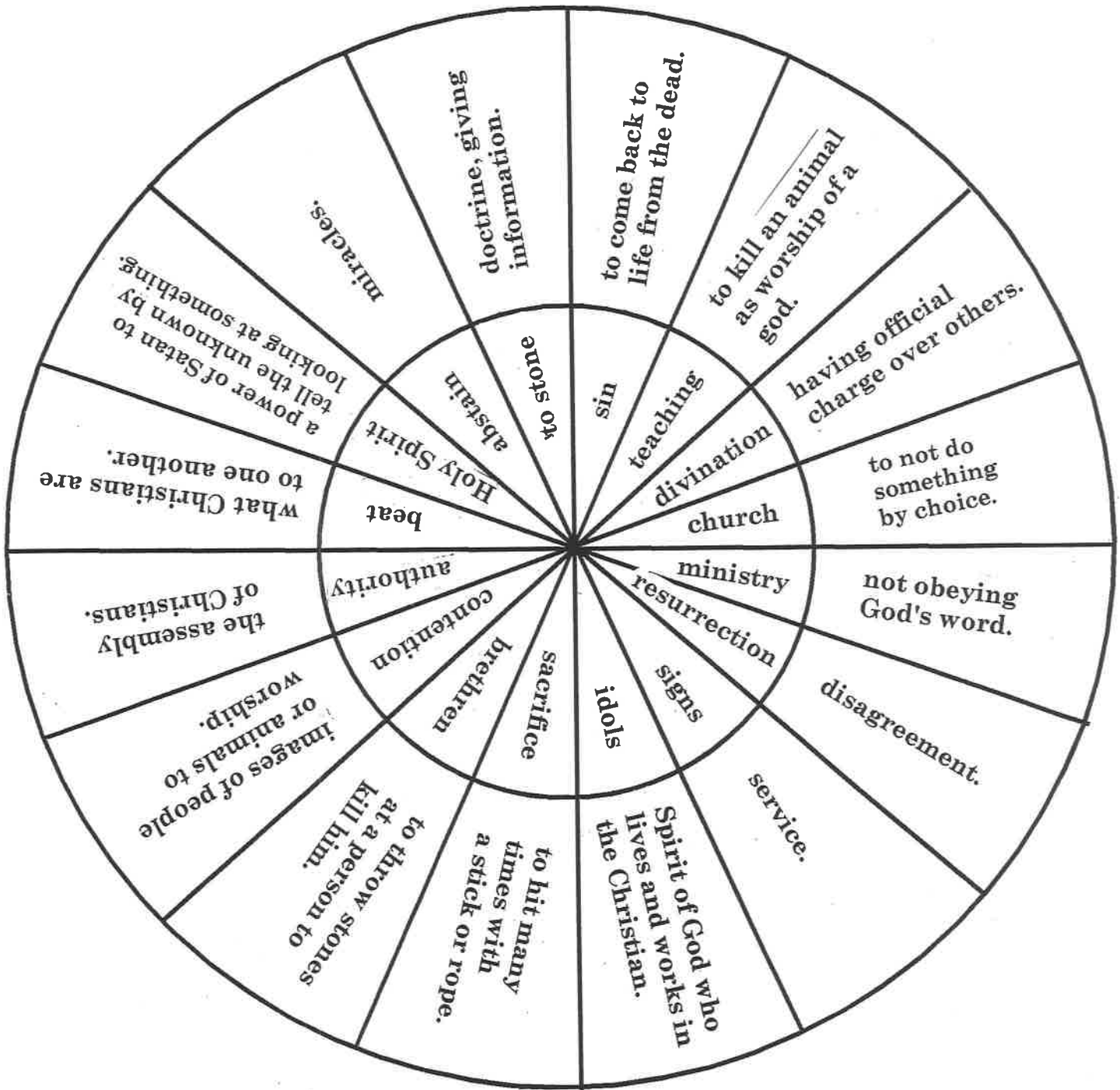
## Part 3 – Paul, the Apostle to the Gentiles, Travels

### Review of Part 3

Older - 30

### Word Wheel #3

Knowing the meaning of words helps us to understand what God is saying in the Bible.



# **ACTS OF THE APOSTLES**

## **PART 4 – MORE PREACHING TRIPS FOR PAUL**



## ACTS OF THE APOSTLES


Younger - 31

### Part 4 – More Preaching Trips for Paul

Paul and Silas go to Thessalonica and Berea -- 17:1-15.


#### What Kind of Books did the Bereans Have?

Paste what the people of Berea read to find out if what Paul preached was true.




What is another word for Scriptures?

Paste a picture of our kind of books today.



# Scriptures



Thessalonica

## ACTS OF THE APOSTLES

Older - 31

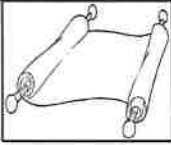
### Part 4 – More Preaching Trips for Paul

Paul and Silas go to Thessalonica and Berea -- 17:1-15.


When Paul arrived in a city where did he go to preach? \_\_\_\_\_

Why did he go there? \_\_\_\_\_

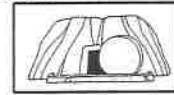

What did he use to prove that his message was true? \_\_\_\_\_



Which verse says:  
Circle the correct answers.



a synagogue



1. Paul used the scriptures. *verse 2 or verse 10*
2. The Bereans used the scriptures. *verse 11 or verse 8*
3. Paul went to the synagogue. *verse 2 or verse 6 or verse 10*
4. Paul explained that Christ had to suffer *verse 4 or verse 3 or verse 7* and rise again from the dead.
5. Paul said "This Jesus whom I preach to you is the Christ." *verse 5 or verse 3*
6. A great multitude of the devout Greeks, and not a few of the leading women, joined Paul and Silas. *verse 15 or verse 4 or verse 8*
7. The people believed what Paul preached. *verse 4 or verse 12*
8. Some Jews were envious. *verse 1 or verse 5*
9. Some Jews caused an uproar in the city. *verse 4 or verse 5 or verse 13*
10. The brethren sent Paul and Silas away at night. *verse 7 or verse 10*
11. When they arrived in Berea they went to the synagogue. *verse 10 or verse 9*
12. Many Greeks believed including prominent women and men. *verse 10 or verse 12*

### Be Like the Bereans

"These [*Bereans*] were more fair-minded than those in Thessalonica, in that they received the word with all readiness, and searched the Scriptures daily to find out whether these things were so."

Acts 17:11

### Key Bible Words

search

Scriptures


"This Jesus  
whom I preach  
to you  
is the Christ."

Acts 17:3

**ACTS OF THE APOSTLES**  
**Part 4 – More Preaching Trips for Paul**  
Paul in Athens -- 17:16-33.

Younger - 32

**Draw a face in the box to show how Paul felt when he saw all the idols.**



**Draw a big X on the idols to show that God hates idols.**

\*\*\*\*\*

**Can you read this important word?**

**God**

**Remember that our God made us and the world.  
He is greater than any idol!  
Our God is alive!**



**ACTS OF THE APOSTLES**  
**Part 4 – More Preaching Trips for Paul**  
Paul in Athens -- 17:16-33.

Older - 32




**Ways Paul Compared God and Idols in Athens**

**Read Acts 17:24-31**


**Draw a star beside the things that tell about God.**

**Draw an X across the things that tell about idols.**

made the world  
Lord of heaven and earth  
are in temples built by men  
does not live in temples built by man  
gives life and breath to all men  
has to be waited on by people  
made all the nations of the earth  
made man  
made of gold, silver, stone  
we are his children  
commands repentance  
made by man's design and skill  
will judge the world  
raised Jesus from the dead



ruins of Athens



Athens



What idol altar  
in Athens did  
Paul use  
to talk about  
the one true  
God?

"Truly,  
these times of ignorance  
God overlooked,  
but now  
commands  
all men everywhere  
to repent."

Acts 17:30

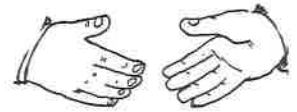
**Key Bible Words**

worship

religious

**ACTS OF THE APOSTLES**  
**Part 4 – More Preaching Trips for Paul**  
Paul in Corinth -- 18:1-17.

**Younger - 33**



**Paul set an example by working with his hands.**

**Paste here the kind of work Paul did with his hands to earn money.**

**What work can you do with your hands?**

**Draw a picture.**

# ACTS OF THE APOSTLES

## Part 4 – More Preaching Trips for Paul Paul in Corinth -- 18:1-17.

Older - 33




Paul was a tentmaker.

### What Happened in Corinth?

Write Yes or No:

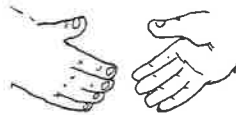
1. In Corinth Paul met Aquila and Priscilla. v.1-2 \_\_\_\_\_
2. Paul built houses. v.3 \_\_\_\_\_
3. Every Sunday Paul went to the synagogue. v.4 \_\_\_\_\_
4. Silas and Timothy came to help Paul. v.5 \_\_\_\_\_
5. Paul taught that Jesus was the Christ. v.5 \_\_\_\_\_
6. The Jews were glad to hear the good news. v.6 \_\_\_\_\_
7. Paul left the Jews and went to preach to the Gentiles. v.6 \_\_\_\_\_
8. Many Corinthians believed and were baptized. v.8 \_\_\_\_\_
9. Paul stayed there 2 years, teaching God's word. v.11 \_\_\_\_\_
10. The Jews took Paul to court but could do nothing against him. v.14-16 \_\_\_\_\_



inside of a synagogue building



**"...aspire to lead a quiet life,  
to mind your own business, and  
to work with your own hands,**



**as we commanded you,  
that you may walk properly  
toward those who are outside,  
and that you may lack nothing.**

1 Thess. 4:11-12

**Paul used the Scriptures**


**to show that**



**Jesus is the Christ.**



Corinth



Corinth

### Key Bible Words

**blaspheme**

**ACTS OF THE APOSTLES**  
**Part 4 – More Preaching Trips for Paul**  
Priscilla, Aquila and Apollos -- 18:18-28.

Younger - 34

Who are  
the people  
in the  
picture?



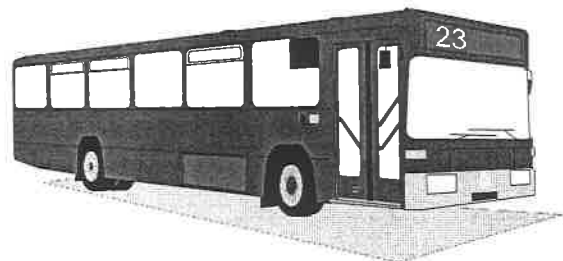
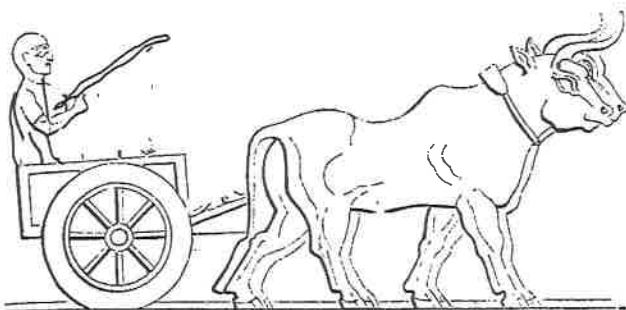
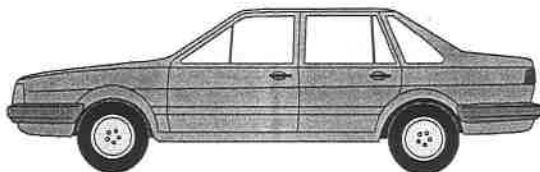
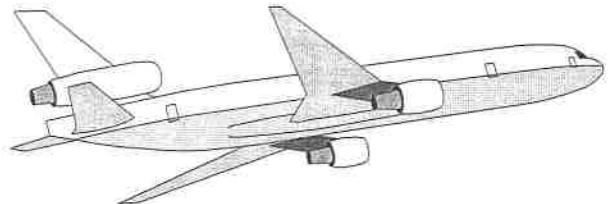
What  
are  
they  
doing?


**How did Paul travel?**

Put a circle ○ around the ways we know he traveled.

Put a question ? mark by the ways he might have used.

Cross out X the things that did not even exist during the time he lived.





## ACTS OF THE APOSTLES

Older - 34

### Part 4 – More Preaching Trips for Paul Priscilla, Aquila and Apollos -- 18:18-28.

#### Apollos' Good Qualities

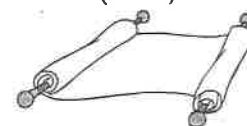
Find Apollos' good qualities. Cross out the wrong ones.

a learned man                      an ignorant man  
knew the Scriptures well              willing to learn  
spoke with enthusiasm about the Lord  
spoke only when he had to              was lazy  
helped the Christians              did not want to be corrected  
proved from the Scriptures that Jesus was the Christ  
taught about the Lord before he knew Priscilla & Aquila



After Priscilla  
and Aquila taught  
him more accurately  
about the way of  
the Lord,  
Apollos taught that  
Jesus is the Christ  
using the

(18:28)



#### What qualities do you want people to know you for?

Put a star beside them.

can run the fastest race	neat
whining	quiet
kind	loud mouth
know the Bible	highest grades in class
doing right things	always talking
obeying	naughty
always at church	a cry-baby
come to church once in a while	bragging
polite	pretty clothes
helpful	sloppy

Three qualities in the list seem good but may not be.  
What are they?  
How could they be bad?

#### What Apollos Preached After Aquila and Priscilla Taught Him

"He vigorously refuted the Jews publicly,  
showing from the Scriptures that \_\_\_\_\_ is the \_\_\_\_\_."  
Acts 18:28

Who spoke  
in the synagogue  
in Ephesus  
besides Paul?

(18:24-26)



the pulpit in a synagogue

#### Key Bible Words

refute

Christ



## ACTS OF THE APOSTLES



Younger - 35

### Part 4 – More Preaching Trips for Paul

Paul helps some disciples understand better -- 19:1-10.

Baptism to be come a Christian is a picture of something.

Color the pictures. Paste what they are telling about Jesus beside each one.



# believe

# ACTS OF THE APOSTLES

Older - 35

## Part 4 – More Preaching Trips for Paul

Paul helps some disciples understand better -- 19:1-10.

### Baptism

Baptism to be come a Christian is a picture of something.


Find the pictures used for baptism by reading Romans 6:4-6.

Paste the pictures about Jesus in the small boxes.

Write the three key words under the pictures.



-----



-----



-----

### Acts 19:1-7

Fill in the blanks.

And it happened, while Apollos was at Corinth, that \_\_\_\_\_, having passed through the upper regions, came to Ephesus. And finding some disciples <sup>2</sup> he said to them, "Did you receive the \_\_\_\_\_ when you believed?" So they said to him, "We have not so much as heard whether there is a Holy Spirit." <sup>3</sup> And he said to them, "Into \_\_\_\_\_ then were you baptized?" So they said, "Into \_\_\_\_\_ baptism." <sup>4</sup> Then Paul said, "John indeed baptized with a baptism of \_\_\_\_\_, saying to the people that they should \_\_\_\_\_ on Him who would come after him, that is, on \_\_\_\_\_." <sup>5</sup> When they heard this, they were baptized \_\_\_\_\_ <sup>6</sup> And when Paul had laid hands on them, the Holy Spirit came upon them, and they spoke with tongues and prophesied. <sup>7</sup> Now the men were about \_\_\_\_\_ in all.

Which baptism is for us today? John's or Jesus'

### Key Bible Words

believe



Where did Paul go after teaching the 12 men?  
What did he do there?  
How long did he stay there?  
Did the Jews believe what he taught?  
19:8-10


**ACTS OF THE APOSTLES**  
**Part 4 – More Preaching Trips for Paul**  
Paul's work in Ephesus -- 19:11-22.

**Younger - 36**

**Burning Evil Magic Books**

**Books in Bible times were scrolls, not like the books we have today.**

**Paste fire on the books to show what the believers did with their evil magic books.**



**This is the book that people need to read and use instead of magic books.**

**Bible**



# **ACTS OF THE APOSTLES** **Part 4 – More Preaching Trips for Paul** **Paul's work in Ephesus -- 19:11-22.**

**Older - 36**

**Paul was known for preaching Jesus wherever he went.**

## **Find the word.**

Words are in the puzzle from left-to-right or from top-to-bottom.

1. Who did unusual miracles by Paul? v.11 \_\_\_\_\_.
2. Who was cured? v.12 \_\_\_\_\_.
3. What spirits left some people? v.12 \_\_\_\_\_.
4. What was the nationality of the exorcists? v.13 \_\_\_\_\_.
5. What did people do with their magic books? v.19 \_\_\_\_\_.
6. Something used to give healing? v.12 \_\_\_\_\_.
7. In what city did this happen? v.17 \_\_\_\_\_.
8. Who tried to use Jesus name to drive out demons? v.13 \_\_\_\_\_.
9. The kind of books the people burned. v.19 \_\_\_\_\_.
10. Who preached about Jesus? v.13 \_\_\_\_\_.
11. Whose 7 sons did this? v.14 \_\_\_\_\_.
12. Whose name was held in high honor? v.17 \_\_\_\_\_.

A	B	B	C	S	S	C	E	V	A	A	I	M
A	T	B	Q	S	R	A	X	M	N	L	Y	J
D	U	U	R	I	T	G	O	D	E	K	T	E
F	L	R	S	C	Y	S	R	C	V	J	R	W
H	A	N	D	K	E	R	C	H	I	E	F	S
F	S	E	T	J	U	D	I	X	L	S	W	Z
Z	W	D	U	H	I	F	S	P	A	U	L	V
O	T	Y	V	G	O	G	T	Z	H	S	S	B
P	E	P	H	E	S	U	S	M	A	G	I	C
M	N	X	W	F	P	J	K	L	G	F	D	T

## **Word List**

burned  
 Paul  
 Jews  
 Ephesus  
 Jesus  
 handkerchiefs  
 Sceva  
 exorcists  
 evil  
 sick  
 God  
 magic



## **Which of these books should you read?**

- |                            |                           |
|----------------------------|---------------------------|
| "The Devil is Your Friend" | "How to Cast Out Demons"  |
| "How to be a Witch"        | "Harry Potter"            |
| "How to talk to the Dead"  | "How to Use Ouija Boards" |
| "You can Know the Future"  | "Interesting Séances"     |
| "Healing through Magic"    | "Astrology"               |

**Cross out the list with a big black X mark.**

## **Why are these books bad to read?**

## **God hates witchcraft**

"There shall not be found among you anyone ...  
 who practices witchcraft, or  
 a soothsayer, or one who interprets  
 omens, or a sorcerer, or one who  
 conjures spells, or a medium,  
 or a spiritist,  
 or one who calls up the dead.  
 For all who do these things are  
 an abomination to the Lord."

Deut. 18: 10-12

## **Key Bible Words**

evil spirit

miracles

magic

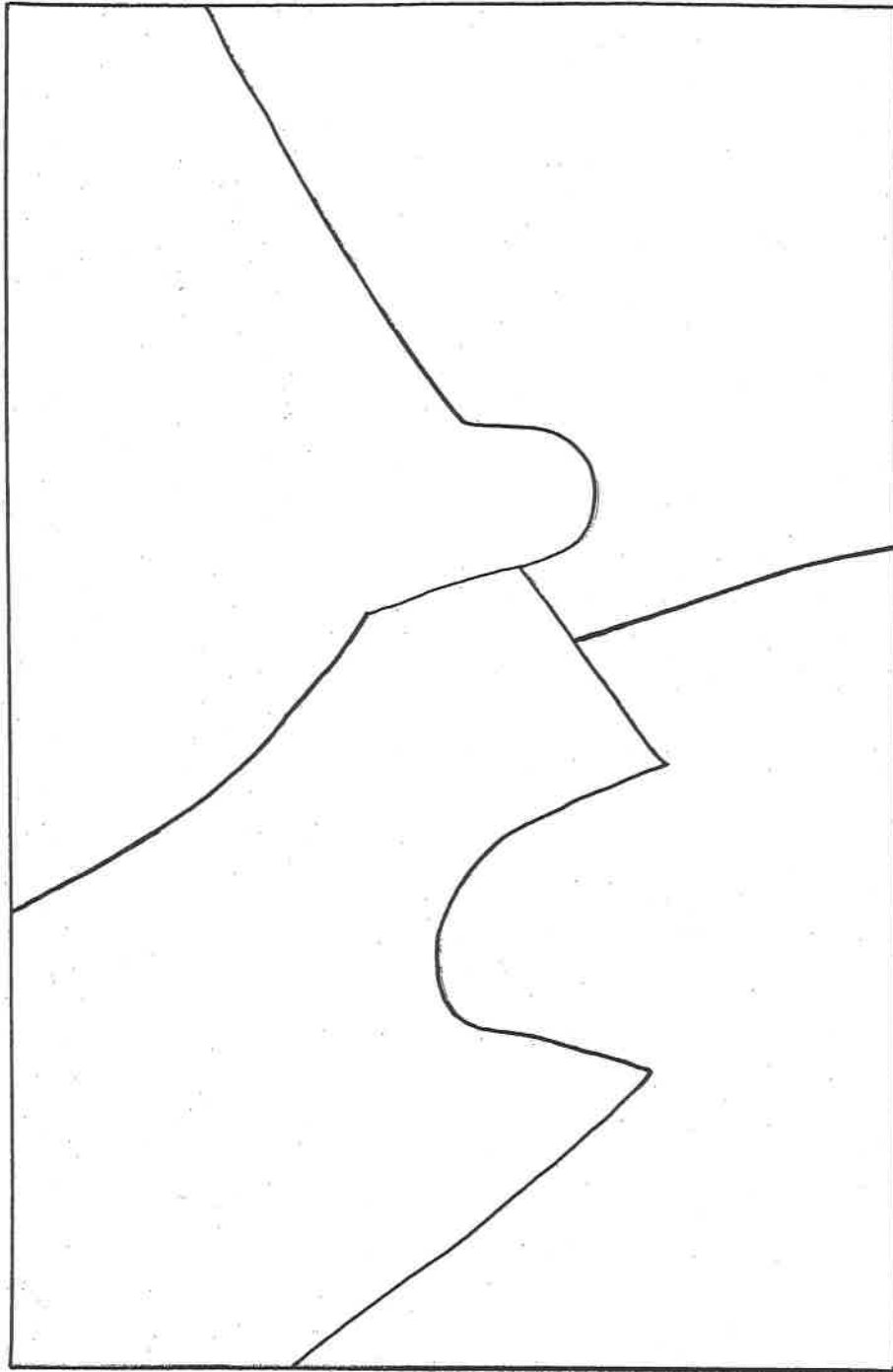
**Abomination means hated.**

**ACTS OF THE APOSTLES**  
**Part 4 – More Preaching Trips for Paul**  
The riot in Ephesus -- 19:23 to 20:1.

Younger - 37

**What Caused the Riot?**

**Put the pieces of the puzzle in the correct places to find out**



**God hates idolatry!**


**ACTS OF THE APOSTLES**  
**Part 4 – More Preaching Trips for Paul**  
The riot in Ephesus -- 19:23 to 20:1.

Older - 37

**Paul and the Riot**

**Cross out the incorrect words.**

The temple in Ephesus honored (*Jehovah, Diana, Demetrius*) whom they said fell down from (*Zeus, God, the sun*). Paul came to (*Corinth, Philippi, Ephesus*) preaching (*Jesus, Moses, Diana*). Many people believed what Paul was preaching and had (*torn up, burned, sold*) their magic books. The silversmiths were worried because they were not selling as many (*tents, idols, clothes*). They said that Paul was turning the people away from (*education, healing, worshiping Diana*). The silversmiths who made (*idols, tents, clothes*) started a (*riot, prayer, trip*) of angry, screaming, running (*dogs, cattle, people*). The people cried out saying (*Great is Diana! Great is Paul! Great is Jehovah!*). Most of the people (*did not know, knew*) why they were there. (*Demetrius, Paul*) had to leave the city.



stadium in Ephesus

**Christians and Riots**

Now days there are sometimes riots in our city streets because some people do not like what others are doing.

After reading these verses, circle the correct words below.

*"Love your enemies, do good to those who hate you, bless those who curse you, and pray for those who spitefully use you."* Luke 6:27-28

*"Aspire to lead a quiet life, to mind your own business, and to work with your own hands, as we commanded you, that you may walk properly toward those who are outside, and that you may lack nothing."* 1 Thess. 4:11-12

Christians are supposed to: 1- (hate, love) their enemies; 2- do (good, mean) things for them; and 3- go about their work (complaining, quietly).

**A Christian should never join in a riot.**

**God says:**

***"Flee  
from  
idolatry"***

1 Cor. 10:14



The idol  
Diana of the  
Ephesians

**Key Bible Words**

assembly

# ACTS OF THE APOSTLES

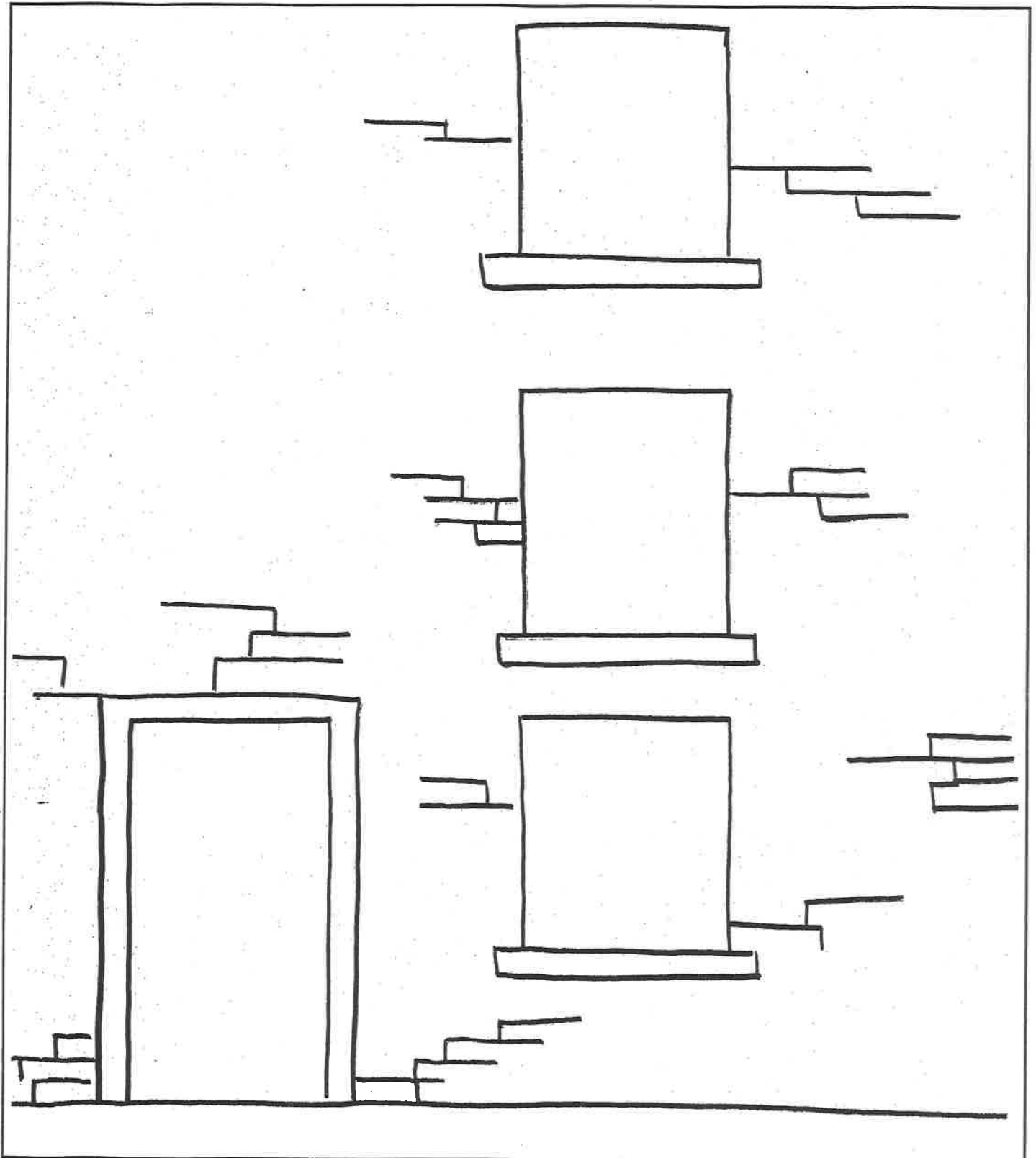
Younger - 38

## Part 4 – More Preaching Trips for Paul


Paul with the church in Troas -- 20:2-12.

Paste yellow paper for light in the window where Eutychus was sitting.

Draw him in the picture where he fell.



Who raised him from the dead?



Ruins of Troas

## ACTS OF THE APOSTLES

### Part 4 – More Preaching Trips for Paul Paul with the church in Troas -- 20:2-12.

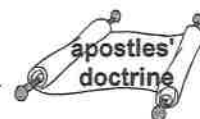


Older - 38

#### Why Did Believers Gather Together in the Early Church?

Fill in the blanks.

**Acts 2:42** "They continued steadfastly in the apostles' \_\_\_\_\_



"Fellowship" means to share in many ways with one another.

and \_\_\_\_\_, in the breaking of \_\_\_\_\_, and in \_\_\_\_\_."



**Acts 4:23,24** "And being let go, they went to their own companions and \_\_\_\_\_ all that the chief priests and chief priests and elders had said to them. So when they heard that, they raised their \_\_\_\_\_ to \_\_\_\_\_ with one accord and said: 'Lord, You are God, who made heaven and earth and the sea, and all that is in them...'"

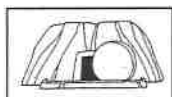
**Acts 12:12** "He came to the house of Mary, the mother of John whose surname was Mark, where many were gathered together \_\_\_\_\_."



**Heb. 10:24-25** "Let us consider one another in order to stir up love and good works, not forsaking the assembling of ourselves together, as is the manner of some, but \_\_\_\_\_ one another..."

#### What does "break bread" represent in the church?

1 Cor. 11:23-26



"Jesus' \_\_\_\_\_ until He \_\_\_\_\_"

"Doctrine" means \_\_\_\_\_

"Exhorting" means \_\_\_\_\_

#### Reasons Boys and Girls Go to Church

Are they good reasons? Why?

to play                      to sleep                      to talk  
to eat                      to see friends                      to complain  
to listen                      to learn about God  
to give money                      because they have to  
to write notes to their friends

"On the first day of the week, when the disciples came together to break bread, Paul, ready to depart the next day, spoke to them and continued his message until midnight."



Acts 20:7

#### Key Bible Words

break bread





## ACTS OF THE APOSTLES

Older - 39

### Part 4 – More Preaching Trips for Paul

Paul says goodbye to the Ephesian elders -- 20:13-38.

#### Where Paul Preached and Taught

Match the places to the scriptures that tell us.



Acts 20:20  
Acts 20:7  
Acts 13:5  
Acts 16:13  
Acts 16:23,32  
Acts 19:9  
Acts 17:17  
1 Thessalonians 5:27

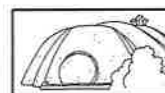
synagogues  
publicly  
houses  
meetings  
letters (epistles)  
school  
prison  
marketplace  
riverside



#### Think about these questions

Paul was a hard worker for Jesus.

His work was to "testify of the gospel" (20:24)  
to both the Jews and the Gentiles (20:21).



**What kind of worker are you?**

**What do you do for Jesus? Can you do more?**

**What kind of things can you do for Jesus?**

#### A Figurative Picture of the Church

When Paul talked to the church leaders of Ephesus, how did he picture the church? 20:28,29 Circle the answer.

a house made of bricks with a roof;

a pile of rocks;

a city on a hill;

flock of sheep with shepherds.



#### Key Bible Words

elders

flock

shepherd

## ACTS OF THE APOSTLES

Younger - 39

### Part 4 – More Preaching Trips for Paul

Paul says goodbye to the Ephesian elders -- 20:13-38.



Talk about what is happening in this picture. Who are the men?

Color the picture according to your teacher's instructions.

# Paul

ACTS OF THE APOSTLES  
Part 4 – More Preaching Trips for Paul  
Review of Part 4

Younger - 40

Color these words with your favorite colors.  
Learn to read these important Bible words.

# Scriptures

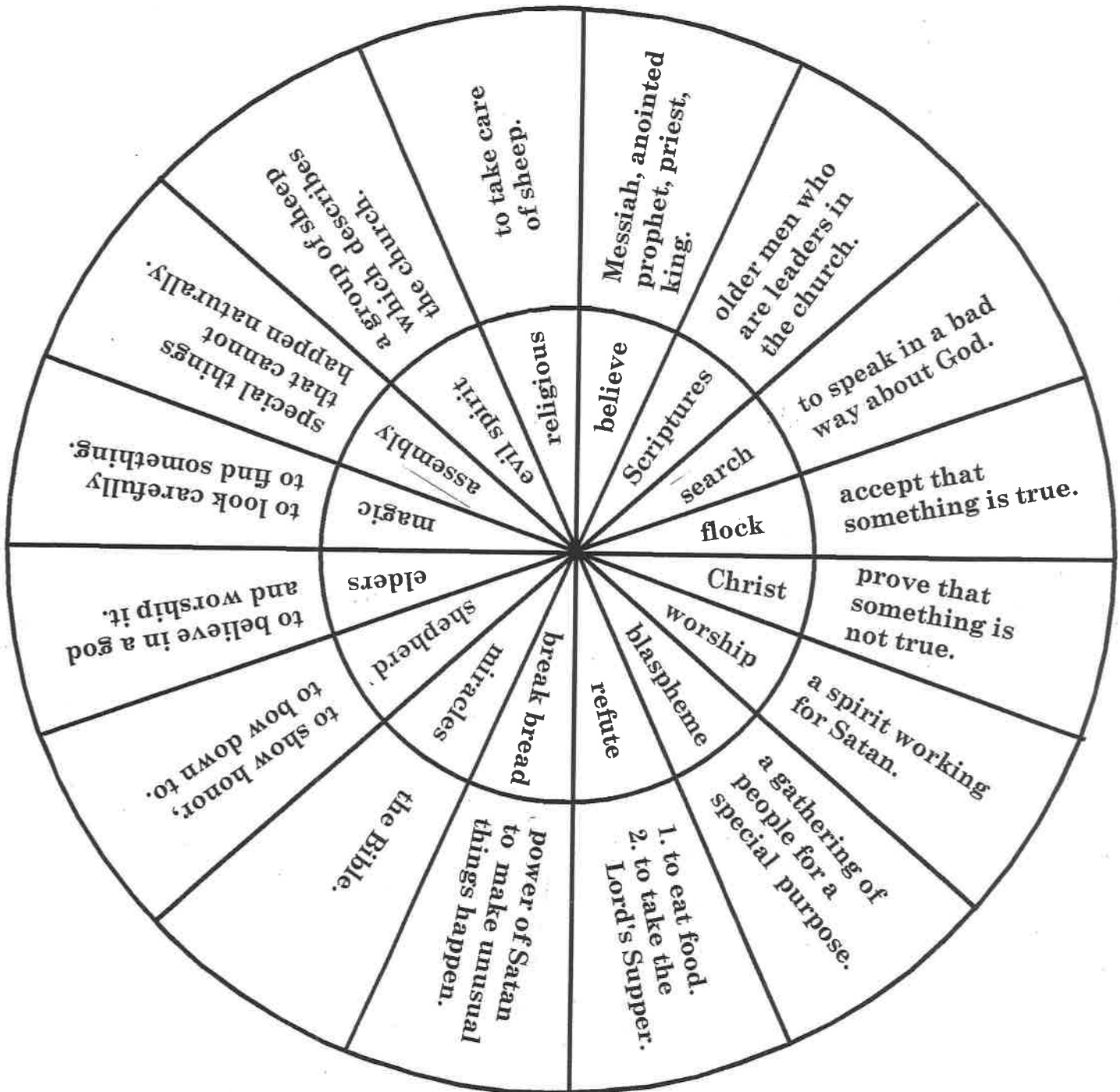
# Bible

**Remember that these two words are talking about the same book.**

**ACTS OF THE APOSTLES**  
**Part 4 – More Preaching Trips for Paul**  
 Review of Part 4

Older - 40

**Word Wheel #4**



# **ACTS OF THE APOSTLES**

## **PART 5 -- PAUL ARRESTED AND TRIED**



# ACTS OF THE APOSTLES


## PART 5 – PAUL ARRESTED AND TRIED

Younger - 41

Paul arrives in Jerusalem -- 21:1-25.

### Paul On His Way To Jerusalem

Can you go with him through Ephesus and Troas...then from Caesarea to Jerusalem?





# **ACTS OF THE APOSTLES** **PART 5 – PAUL ARRESTED AND TRIED**

**Older - 41**

Paul arrives in Jerusalem -- 21:1-25.

Choose the answer to the clues from the list of words.  
Then fill the word in the crossword puzzle in the correct place.

## **ACROSS**

- A1-A prophet in the church.
- A3-The ones who hated Paul.
- A5-The apostle who preached to Jews, Gentiles and Kings.
- A6-What Paul preached everywhere he went.
- A7-What Paul was ready to do for Jesus.
- A8-The Jewish day of worship.
- A9-What the disciples were first called in Antioch.
- A14-The doctor who sometimes traveled with Paul.
- A15-The city to which Paul was traveling.
- A16-The way Paul often traveled.

## **DOWN**


- D1-Paul's position in the church.
- D2-Christians met on the first day of the week to break this.
- D3-The one for whom Paul was willing to die.
- D4-The Christian day of worship.
- D6-Paul was the apostle to these people.
- D9-What the Christians did when they heard Agabus' prophecy.
- D10-A man who traveled much with Paul.
- D11-The evangelist with whom Paul stayed.
- D12-Where Christians and Paul knelt to pray.
- D13-A piece of Paul's clothing used by Agabus.

## **WORD LIST**

Agabus  
 apostle  
 beach  
 belt  
 bread  
 Christians  
 cried  
 die  
 Gentiles  
 gospel  
 Jerusalem  
 Jesus  
 Jews  
 Luke  
 Paul  
 Philip  
 Saturday  
 ship  
 Silas  
 Sunday



**Jerusalem**



"I have shown you in every way, by laboring like this,  
 that you must support the weak.  
 And remember the words of the Lord Jesus, that He said,  
 'It is more blessed to give than to receive.' "

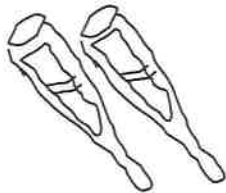
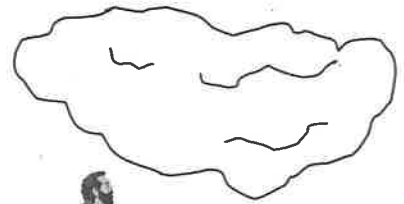
Acts 20:35

**ACTS OF THE APOSTLES**  
**Part 5 – Paul Arrested and Tried**  
Paul arrested --21:26 to 22:29.

Younger - 42

**Paul Tells His Story**

Circle the pictures that tell the truth about what happened to Paul.





**ACTS OF THE APOSTLES**  
**Part 5 – Paul Arrested and Tried**  
Paul arrested --21:26 to 22:29.


Older - 42

**What Is The Truth?**

**Answer the sentences with Yes or No.**

**If you answer No, cross out the false word and write the correct word above it.**


1. Paul went to the temple. 21:27 \_\_\_\_\_
2. Some Jews said Paul brought Greeks into the temple. 21:28 \_\_\_\_\_
3. The Jews accused Paul of making the temple unclean. (21:28) \_\_\_\_\_
4. Many Jews seized Paul to drag him out of the temple. 21:30 \_\_\_\_\_
5. They wanted to honor him. 21:31 \_\_\_\_\_
6. The Roman commander arrested Paul. 21:33 \_\_\_\_\_
7. The crowd could not agree on what Paul had done. 21:34 \_\_\_\_\_
8. The soldiers bound Paul with two ropes. 21:33 \_\_\_\_\_
9. Paul asked to speak to the crowd. 21:39 \_\_\_\_\_
10. Paul said he was a Jew born in Jerusalem. 21:39; 22:3 \_\_\_\_\_
11. Barnabas had taught him the law. 22:3 \_\_\_\_\_
12. Paul said he had persecuted followers of the Way. 22:4 \_\_\_\_\_
13. Paul said he saw God on the road to Damascus. 22:8 \_\_\_\_\_
14. Paul was blinded by the light. 22:11 \_\_\_\_\_
15. Ananias gave him back his hearing. 22:12,13 \_\_\_\_\_
16. Paul was baptized to wash away his sins. 22:16 \_\_\_\_\_
17. The Lord sent Paul to the Gentiles. 22:21 \_\_\_\_\_
18. When the crowd heard "Gentiles" they ran away. 22:22 \_\_\_\_\_
19. The Roman commander ordered Paul beaten. 22:24 \_\_\_\_\_
20. Paul said he was a Roman citizen. 22:27 \_\_\_\_\_
21. Paul paid to be a Roman citizen. 22:28 \_\_\_\_\_



Tower of Antonio



A street in Jerusalem



THE TEMPLE  
OF  
HEROD

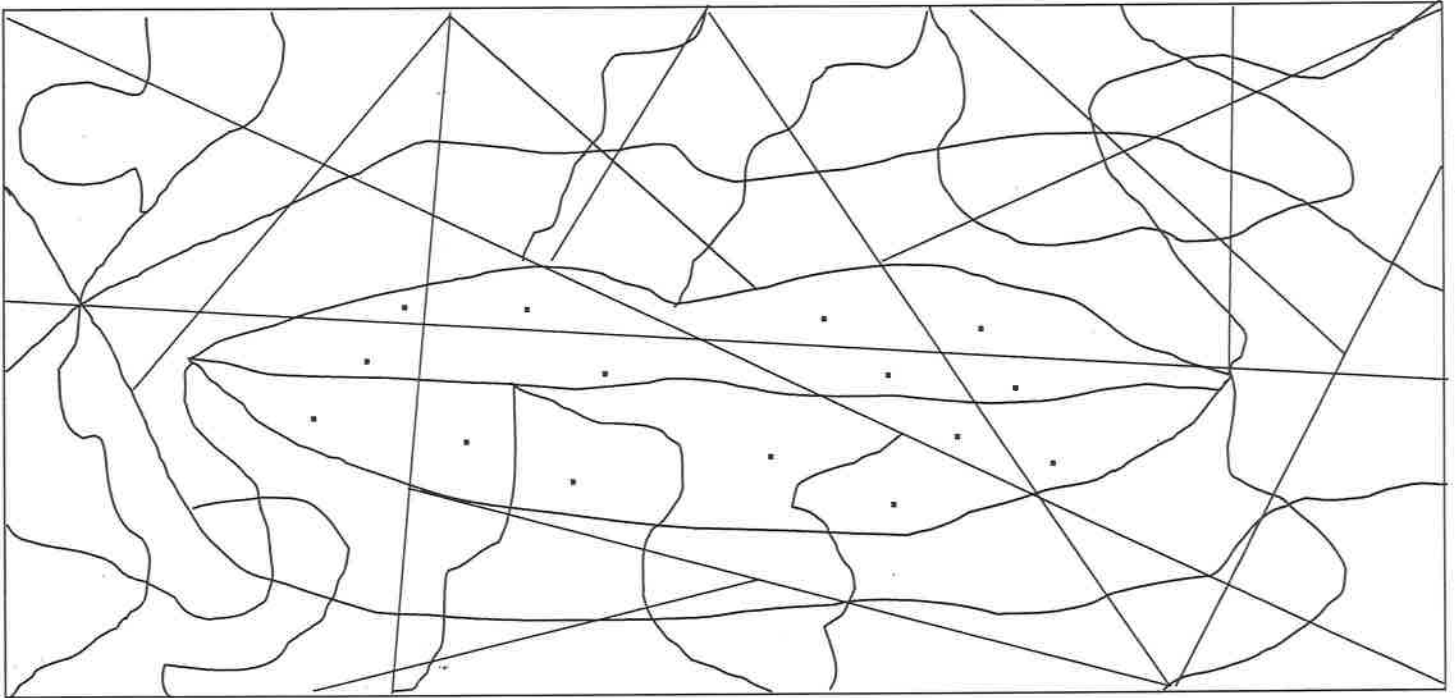
**ACTS OF THE APOSTLES**  
**Part 5 – Paul Arrested and Tried**  
Paul before the council -- 22:30 to 23:11.

Younger - 43

**Tell Others About Jesus**

With a red crayon, color only the spaces with a dot.

**You will discover something you can use to tell others about Jesus.**



What did you find in the picture?

**Talk About Paul**

Who was Paul?  
What did Paul do as he traveled around?  
Tell some things Paul preached about Jesus.  
Why did Jesus come to the world?  
Did everyone believe what he said about Jesus?

The Jews had been waiting for a long, long time for God to send the Christ to them.

**Who is the Christ?**

**Jesus is the Christ.**



the High Priest

# ACTS OF THE APOSTLES

## Part 5 – Paul Arrested and Tried

Paul before the council -- 22:30 to 23:11.


Older - 43

Paul told the council: "...concerning the hope and resurrection of the dead I am being judged!" 23:6

### Who Am I?

I belong to a special group of Jews.  
I believe in a resurrection.  
I believe there are angels.  
I believe there are spirits. \_\_\_\_\_

I belong to a special group of Jews.  
I do not believe in a resurrection.  
I do not believe there are angels.  
I do not believe there are spirits. \_\_\_\_\_



The Jewish council, called the Sanhedrin.

Which ones of the above were on the Jewish council trying Paul? \_\_\_\_\_

Who saved Paul's life? \_\_\_\_\_



Copy on these lines what the Lord said to Paul that night. (23:11)

---

---

---

---

---

### What does testify mean?

Circle the correct answer.


- 1- to tell stories you have heard;
- 2- to tell what you have seen with your own eyes;
- 3- to tell what another person saw.

What did Paul testify about?  
(Acts 18:5)

---

---

---



THE TEMPLE  
OF  
HEROD




# ACTS OF THE APOSTLES

## Part 5 – Paul Arrested and Tried

The plot to kill Paul -- 23:12-35.

Younger - 44

With a pencil draw a line, following the numbers, to find out how Paul traveled when he left Jerusalem.



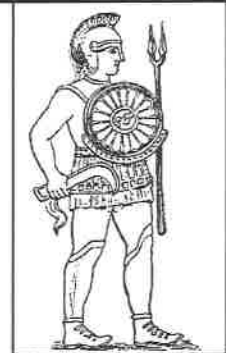
**ACTS OF THE APOSTLES**  
**Part 5 – Paul Arrested and Tried**  
The plot to kill Paul -- 23:12-35.

Older - 44

**Paul Escapes Death**

**Circle the correct answers.**

1. Who plotted to kill Paul? *Jews, Romans, Christians*
2. What did they refuse until they killed him? *to walk, to sleep, to eat & drink*
3. How many men plotted? *40, 200, 70*
4. They plan to kill him on the way to the *church, court, council*
5. To what city did the Roman commander send Paul? *Tarsus, Caesarea, Joppa*
6. Whom did he send to guard him? *200 soldiers, 2 centurions, 70 horsemen, 200 spearsmen, 50 guards*
7. When did they go? *night, noon, morning*
8. What did the commander send to the governor? *gold, horses, letter*



Caesarea

**Talk About:**

What to do when someone wants to fight.

**Jesus told His disciples:**

" \_\_\_\_ your enemies,  
do \_\_\_\_ to those who hate you,  
\_\_\_\_ those who curse you, and  
\_\_\_\_ for those who spitefully use you.  
To him who strikes you on the one cheek,  
offer the \_\_\_\_ also.  
And from him who takes away your cloak,  
do \_\_\_\_ withhold your tunic either.  
Give to everyone who asks of you.  
And from him who \_\_\_\_ your goods  
do \_\_\_\_ ask them back.  
And just as you want men to do to you,  
you also do to them likewise."

Luke 6:27-31

**ACTS OF THE APOSTLES**  
**Part 5 – Paul Arrested and Tried**  
The trial before Felix -- 24:1-27

Younger - 45

Name  
the people  
in the  
picture.  
What is  
happening?



What Should We Say To Jesus?

Color these words.

Circle the one we should say to Jesus.

Yes

No



Jewish leaders

## ACTS OF THE APOSTLES

### Part 5 – Paul Arrested and Tried

The trial before Felix -- 24:1-27

Older - 45

#### Paul's Trial Before the Roman Governor

Draw a line from each phrase to the person it is about.



The lawyer of the Jews.

Drusilla

The high priest.

Ananias

The governor.

The accused.

the Jews

The ones accusing Paul.

Tertullus

The governor's wife.

Told Felix about Christ.

Paul

Was afraid when he heard of judgment.

Hoped Paul would give him money.

Felix

Said Paul's friends could visit him.

#### What Paul Preached

"Concerning the **resurrection** of the dead I am being judged by you this day." 24:21

"Felix came with his wife Drusilla, who was Jewish, heard Paul concerning the faith in **Christ**." 24:24

"Now as Paul reasoned about **righteousness**, **self-control**, and the **judgment** to come, Felix was afraid and answered, 'Go away for now; when I have a convenient time I will call for you.'" 24:25

#### Times To Be Afraid

Which ones in the list are right times and which are wrong times?

1. *Afraid my friends will laugh at me if I do what is right, so I don't do anything.*
2. *Afraid my grandmother will be angry if I want to go to church, so I stay home.*
3. *Afraid somebody will beat me up if I don't tell a lie, so I lie.*
4. *Afraid when I hear about God punishing sinners but I don't want to be a Christian.*
5. *Afraid when I hear about God punishing sinners but remembering that he loves me and will save me from His punishment if I obey Him.*

#### What Should You Do When You Are Afraid?

Ask yourself if you are being afraid of the right things.

Choose to do the right thing anyway.

Pray that God will help you.

Decide what to do so you won't be afraid.

#### Matthew 10:28-31

Whom should we fear? \_\_\_\_\_

Why? \_\_\_\_\_

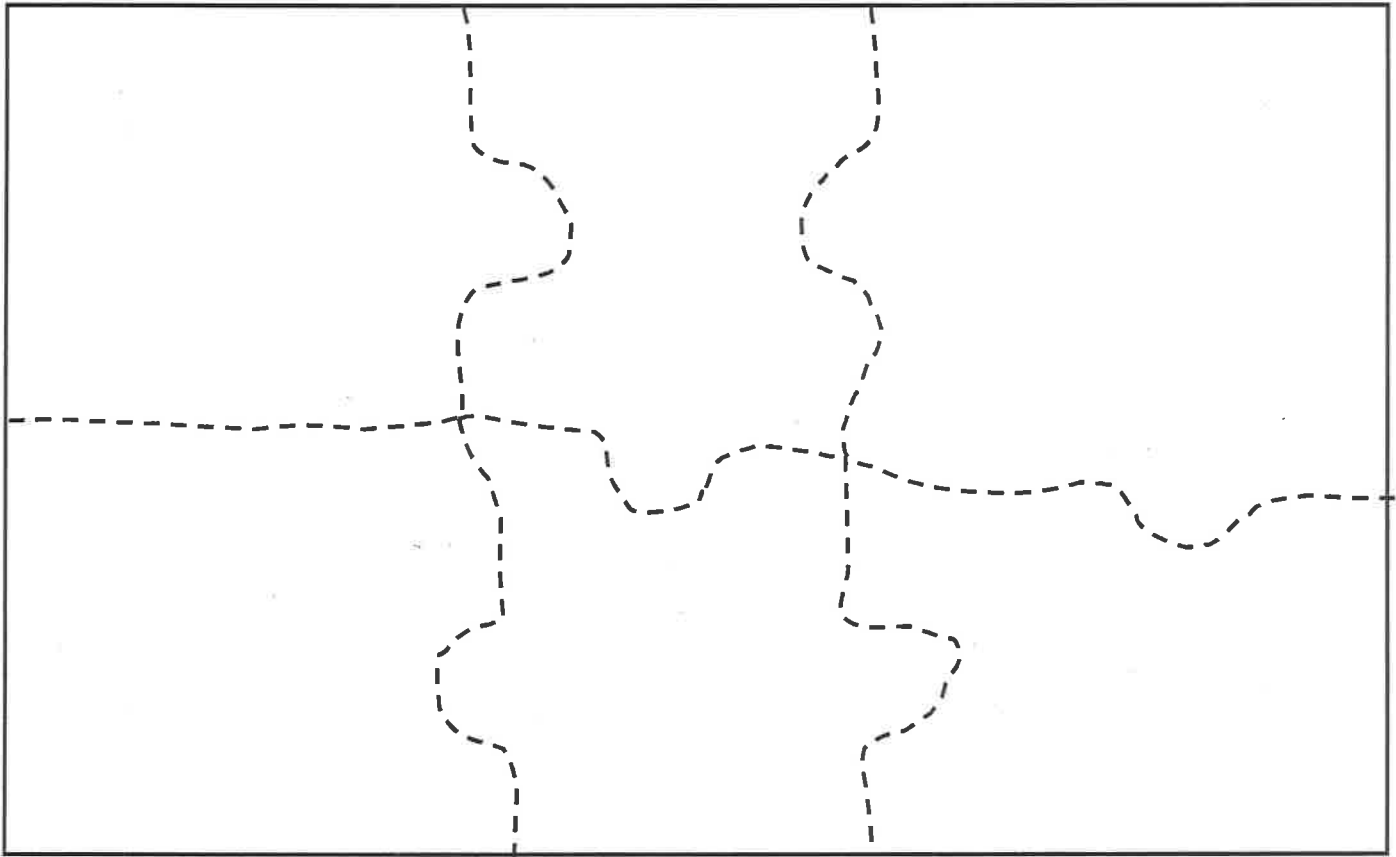
Who can take away our fear of other things? \_\_\_\_\_

**ACTS OF THE APOSTLES**  
**Part 5 – Paul Arrested and Tried**  
The trial before Festus -- 25:1-12.

Younger - 46

**Who is it?**

Paste the correct pieces in the spaces to make a picture.



Many of these people hated Paul and wanted to kill him.  
But also many of them believed in Jesus and became Christians.

**Jews**





# ACTS OF THE APOSTLES Part 5 – Paul Arrested and Tried The trial before Festus -- 25:1-12.

Older - 46

## Find the Words

Look for the correct answer to each clue from the Word List.

Find and circle the words in the puzzle.


Words are from right-to-left OR top-to-bottom.

1. The Roman governor.
2. The governor before Festus.
3. The city where Paul was a prisoner in this story.
4. The city to which the Jews wanted Paul brought for trial.
5. What people ruled the Jews at this time?
6. The apostle to the gentiles.
7. What was Festus' title?
8. What the Jews of Jerusalem wanted to do to Paul.
9. Many of these people wanted to harm Paul.
10. Paul said that he was ready to do this if he had done anything worthy of death.
11. To whom did Paul appeal to in order to be judged.
12. Where Caesar lived.
13. One thing Paul said he had not sinned against.
14. Another thing Paul said he had not sinned against.
15. About whom did Paul teach who had died but was alive?

## WORD LIST

CAESAR  
CAESAREA  
DIE  
FELIX  
FESTUS  
GOVERNOR  
JERUSALEM  
JESUS  
JEWS  
KILL  
LAW  
PAUL  
ROMANS  
ROME  
TEMPLE

G	O	V	E	R	N	O	R	O	M	A	N	S
V	J	Z	F	O	X	Z	J	E	W	S	L	U
B	E	C	P	M	Q	C	E	T	L	L	E	G
F	S	C	A	E	S	A	R	E	A	T	T	E
E	U	F	O	W	I	E	U	M	W	M	T	F
L	S	H	R	Q	B	S	S	P	R	O	M	E
I	H	K	I	L	L	A	A	L	L	D	R	S
X	L	Z	L	K	B	R	L	E	T	I	R	T
E	K	N	P	A	U	L	E	E	S	E	U	U
Q	W	G	A	J	K	R	M	M	A	N	U	S



## Important Words

Fill in the missing words from 1 Peter 3:15,16:

"...always be \_\_\_\_\_ to \_\_\_\_\_ a defense to everyone who asks you a  
\_\_\_\_\_ the \_\_\_\_\_ that is in you, with meekness and fear; having  
a good conscience, that when they \_\_\_\_\_ you as \_\_\_\_\_..."

Tell who in the book of Acts did this. \_\_\_\_\_

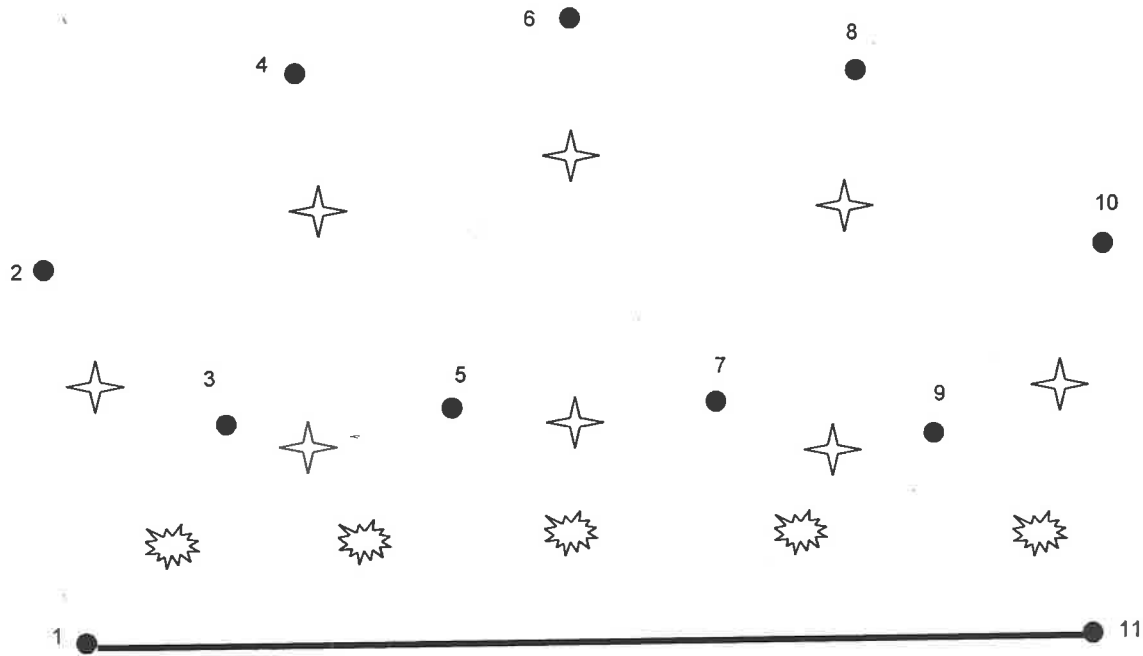
# ACTS OF THE APOSTLES

## Part 5 – Paul Arrested and Tried

Younger - 47

Paul speaks before King Agrippa -- 25:13 to 26:32.

With your pencil draw a line following the numbered dots.



What is it?

What kind of person wears it?

What is his name in this story?

Find him in the picture below.

Who is wearing  
chains? Why?

What is he  
talking about?



Paul before King Agrippa

Who is sitting  
on either side  
of King  
Agrippa?



Paul before King Agrippa

## ACTS OF THE APOSTLES

### Part 5 – Paul Arrested and Tried

Older - 47

Paul speaks before King Agrippa -- 25:13 to 26:32.

#### Paul's Account of His Life Acts 26:9-20

Cross out the wrong words and put in the correct ones.

"Indeed, I myself thought I must do many things contrary to the name of Peter of Nazareth.

10 This I also did in Caesarea, and many of the criminals I shut up in prison, having received authority from the chief priests; and when they were put to death, I cast my vote against them. 11 And I punished them often in every synagogue and compelled them to praise; and being exceedingly enraged against them, I persecuted them even to foreign cities. 12 While thus occupied, as I journeyed to Rome with authority and commission from the chief priests,

13 at midnight, O king, along the road I saw an angel from heaven, brighter than the sun, shining around me and those who journeyed with me. 14 And when we all had fallen to the ground, I heard a voice speaking to me and saying in the Hebrew language, 'Saul, Saul, why are you cursing Me? It is hard for you to kick against the goads.' 15 "So I said, 'Who are You, Lord?' "And He said, 'I am the Holy Spirit, whom you are persecuting. 16 But rise and stand on your feet; for I have appeared to you for this purpose, to make you a minister and a witness both of the things which you have thought and of the things which I will yet reveal to you. 17 I will deliver you from the Jewish people, as well as from the Arabs, to whom I now send you, 18 to open their eyes, in order to turn them from darkness to light, and from the power of God to God, that they may receive forgiveness of mistakes and an inheritance among those who are sanctified by faith in Me.' 19 "Therefore, King Agrippa, I was not disobedient to the heavenly vision, 20 but declared first to those in Damascus and in Jerusalem, and throughout all the region of Samaria, and then to the Gentiles, that they should be happy, turn to God, and do nothing befitting repentance."

**Paul was not afraid to talk about God wherever he was, even in chains! Why are you afraid to talk to others about God?**

#### What Paul Preached

"...saying no other things than those which the prophets and Moses said would come-- that the Christ would suffer, that He would be the first to rise from the dead..."



Acts 26:22,23

**Paul said to King Agrippa:**

**"...I...declared...to the Gentiles, that they should repent, turn to God, and do works befitting repentance."**


Acts 26:20

**ACTS OF THE APOSTLES**  
**Part 5 – Paul Arrested and Tried**  
Shipwrecked on the way to Rome -- 27:1-44.


Older - 48

Traveling to Rome

With a pencil follow the dots to find out what they traveled in.



Draw water under the ship.



an ancient ship

# ACTS OF THE APOSTLES

## Part 5 – Paul Arrested and Tried

### Shipwrecked on the way to Rome -- 27:1-44.

Older - 48

#### On Board the Ship


Cross out the incorrect statements.

Draw a sail boat at the end of all correct statements.



Then number the ships in the order in which the events happened.

1. The ship sailed without difficulty all the way.
2. The ship had trouble keeping its course because of the wind.
3. Paul warned that if they left Fair Havens there would be a disaster.
4. Paul said they would have a smooth short trip.
5. Paul a free man, was going to Rome to preach.
6. Paul, a prisoner, was being sent to Rome by the governor.
7. His guard, Julius, kept him locked in a room all the time.
8. Julius allowed Paul to visit with his friends.
9. The ship was caught in a bad storm.
10. The ship's owner and pilot decided to stay by an island.
11. The ship's owner and pilot decided to sail without delay.
12. They had to throw the cargo overboard.
13. They lowered 4 anchors to hold the ship from crashing into the island.
14. After 14 days the ship wrecked on an island.
15. An angel told Paul that all on the ship would be saved.
16. 276 men on the ship were lost.
17. 276 men on the ship were saved.
18. The soldiers on the ship wanted to kill the prisoners.
19. Julius said no and saved their lives.
20. Everyone got safely to the island by swimming or on driftwood.



**ACTS OF THE APOSTLES**  
**Part 5 – Paul Arrested and Tried**  
Safe in Malta -- 28:1-10

**Younger - 49**

**Draw what came out of the fire to bite Paul.**  
**Why didn't Paul get sick or die?**



**Paul**

**ACTS OF THE APOSTLES**  
**Part 5 – Paul Arrested and Tried**  
Safe in Malta -- 28:1-10.

Older - 49

**Who Did What?**

**Draw a line to the person or people in the story that did each thing in the list.**


**If no one did it, cross it out.**

people of Malta

Paul

Publius

ignored the people from the ship.  
showed kindness.  
blamed the people for wrecking the ship.  
welcomed the strangers.  
left the people out in the cold and rain.  
built a fire.  
took Paul into his home.  
only did what they had to to save lives.  
honored the people from the ship.  
gave them what they needed.  
gathered wood to help build the fire.  
ordered other people to build the fire.  
complained about the cold and rain.  
said he was too tired to help.  
healed a sick man.  
prayed.  
healed others on the island.




Malta

*The way the people of Malta acted shows us that we should be  
ready to help others in need. Even if we are having a hard time  
or if something bad has happened to us,  
there is something we can do.*

Paul wrote to Titus: "Remind them to be subject to rulers  
and authorities, to obey,  
**to be ready for every good work.**"

Titus 3:1



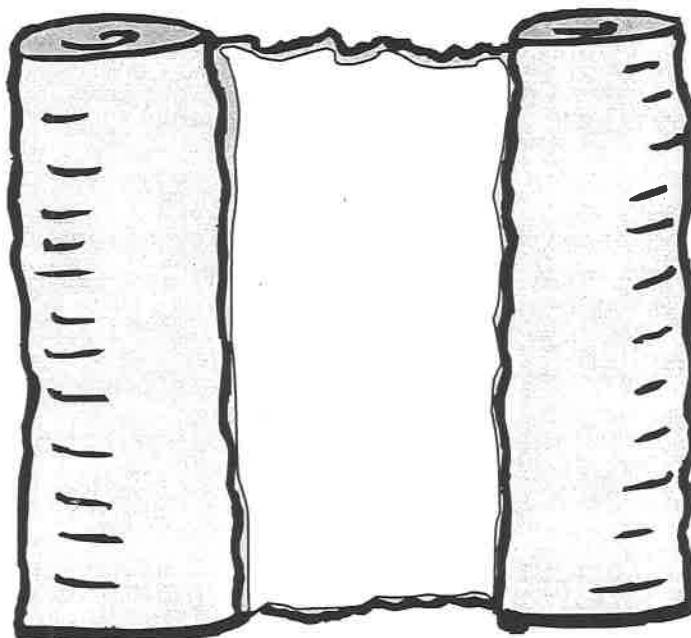
**ACTS OF THE APOSTLES**  
**Part 5 – Paul Arrested and Tried**  
Paul in Rome -- 28:11-31.

**Younger - 50**

**Paul's Letters**

Around the scroll, paste the names of letters Paul wrote to churches and to special people.

Why did he write on a scroll?



Where was Paul when he wrote many of his letters?  
The soldier will give you a hint.





# ACTS OF THE APOSTLES

## Part 5 – Paul Arrested and Tried

### Paul in Rome -- 28:11-31.




**Who? What? Why?**  
*In your Bible, find the answer.*

Write the verse number where the answer is found.  
Write the answer also.




Rome

1. How did Paul get from Malta to Italy? verse \_\_\_\_\_
2. Who came to meet Paul before he got to Rome? verse \_\_\_\_\_
3. Who stayed with Paul to guard him in Rome? verse \_\_\_\_\_
4. Whom did Paul ask to meet with him when he got to Rome? verse \_\_\_\_\_
5. Why did he ask them to come to his house? verse \_\_\_\_\_
6. Why didn't he go to the synagogue? verse \_\_\_\_\_
7. On another day, whom did Paul tell these men about? verse \_\_\_\_\_
8. What did Paul use to show the Jews the truth about Jesus? verse \_\_\_\_\_
9. Which Old Testament prophet did Paul quote to them? verse \_\_\_\_\_
10. How long did Paul live in a rented house in Rome? verse \_\_\_\_\_
11. Copy the verse that tell what Paul did for 2 years. verse \_\_\_\_\_  
 \_\_\_\_\_  
 \_\_\_\_\_
12. What does the book of Acts say about Paul after these 2 years? verse \_\_\_\_\_  
 \_\_\_\_\_



Paul taught  
 about  
 the Lord  
 Jesus Christ  
 and the  
 kingdom  
 of God.  
 28:30,31



**ACTS OF THE APOSTLES**  
**PART 5 – PAUL ARRESTED AND TRIED**

Younger - 51

Review of Part 5.

**Can You Read These Important Bible Words?**

**Color them.**

**Learn to read them.**

**Find them in your Bible.**

Jews

Gentiles

**Talk About These Things**

Are you a Gentile or a Jew?

How did Paul act when he was treated badly by other people?

About whom did Paul preach?

Who were the people who treated Paul badly in Jerusalem?

Who saved his life?

What happened to the people when their ship wrecked?

What bit Paul at the fire after the shipwreck?

What did Paul do when he was living in a house in Rome?

**ACTS OF THE APOSTLES**  
**PART 5 – PAUL ARRESTED AND TRIED**

Older - 51


Review of Part 5.

*There are 2 pages for the Older students.*

Page 1

**A Crossword Puzzle About Paul**

Choose the correct words from the Word List to answer the questions on Page 2.  
Fill in the puzzle in the correct spaces with your answers.



**ACTS OF THE APOSTLES**  
**PART 5 – PAUL ARRESTED AND TRIED**

Older - 51

Review of Part 5 *continued*

*There are 2 pages for the Older students.*

Page 2

**Clues for the crossword puzzle about Paul:**

**ACROSS**

- A2-One way Paul traveled.  
A3-The person Paul preached about.  
A4-The governor who sent Paul to Rome.  
A5-Paul was \_\_\_\_\_ because of a riot in the temple.  
A7-Important people Paul preached to.  
A8-What Paul did in the synagogues.  
A9-What Paul did to the Christians before his conversion.  
A11-Many of these people hated the apostles and Christians.  
A13-The message Paul preached.  
A15-What Paul did to have his sins forgiven.  
A19-What Paul wanted Christians to be.  
A21-What Paul sent to many churches.  
A22-To whom Paul appealed. *r*  
A23-One of these said Paul should not be in prison.  
A25-What Paul was after seeing Jesus on the road to Damascus.  
A26-What Paul was ready to do for Jesus.  
A28-What happened to Paul and others on the way to Rome.  
A31-The island where the people came from the shipwreck.  
A32-The group of Jews who accused Paul in Jerusalem.

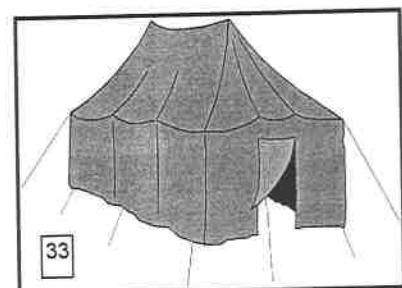


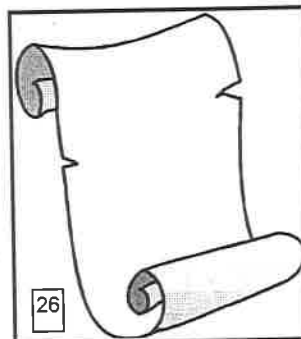




**DOWN**





- D1-The king who was almost persuaded by Paul.  
D2-Paul \_\_\_\_\_ many things for Jesus.  
D3-In what city was Paul rescued from the Jews.  
D6-What Paul did to be able to preach to more people.  
D7-Jesus made Paul an apostle to these people.  
D8-A place of punishment Paul was sent to for preaching Jesus.  
D10-What believers became when baptized.  
D12-Paul's hometown.  
D14-A word that means to have done what Jesus asks.  
D16-Paul did this in public and in houses.  
D17-The weather that Paul's ship was in on the way to Rome.  
D18-One way to Paul taught the truth.  
D20-Paul's name in Hebrew.  
D24-The person in Paul's family who discovered the plot.  
D27-The first Roman governor that tried Paul.  
D29-What the Jews made in hopes of killing Paul.  
D30-The city where Caesar lived.

**WORD LIST**



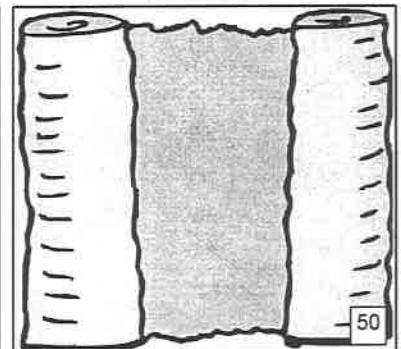
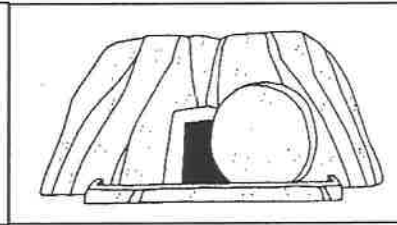
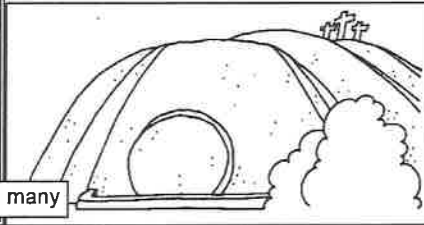



Agrippa  
arrested  
baptized  
blind  
Caesar  
Christians  
council  
die  
faithful  
Felix  
Festus  
Gentiles  
gospel  
governors  
Jerusalem  
Jesus  
Jews  
kings  
letters  
Malta  
nephew  
obeyed  
persecuted  
plot  
preached  
prison  
Rome  
Saul  
ships  
shipwreck  
storm  
suffered  
Tarsus  
taught  
traveled  
wrote

Tell all you can about the stories of these pictures.









Distribute the squares among the students. They take turns being the teacher to ask the others questions.

Who wrote the book of Acts?

Who preached in the book of Acts?

Who saw angels in the book of Acts?

Who was stoned to death? Why?

Who was struck dead for lying?

Repeat Acts 2:38.

What does the word "disciple" mean?

What is a "miracle"?

Name 5 cities Paul visited to preach.

Name 2 kings in the book of Acts.

Who was arrested because he healed a fortuneteller?

Name people who were baptized?

Who were the first Gentile Christians?

Repeat Acts 4:12.

What is another name for the Bible?

What is a "Gentile"?

Where were the disciples first called Christians?

Where were the apostles baptized in the Holy Spirit?

Name 2 Roman governors.

Who searched the Scriptures daily to see if what they heard was true?

How many men were chosen to serve tables?

What does the word "doctrine" mean?

How many were baptized on the day of Pentecost?

Name the apostles.

Who went to the synagogues to preach about Jesus?

Where did the church begin?

Who was in prison when an earthquake freed the prisoners?

What does "believe" mean?

What does the word "search" mean?

Who was freed from prison by an angel?

Who was raised from the dead in Acts?

Who besides the apostles was baptized in the Holy Spirit? Why?

Name 2 sorcerers in Acts.

Where was Paul shipwrecked?

Repeat Acts 22:16

What is "idolatry"?

Name the woman who prayed by a river?

Where was the temple?

Where did Jesus go when He left His disciples?

Who took Judas' place?

How did Judas die?

Repeat Acts 5:39

What does "blaspheme" mean?



Name people who traveled with Paul.

Repeat the books of the New Testament.

Who preached to the people in Samaria?

What groups of people many times did not believe the gospel?

Where was the crippled man sitting when Peter and John healed him?

What do we call a group of people meeting together?

Name the woman who made clothes for the poor.

Name the woman who died because she lied.

Who preached to a man riding in a chariot?

Which city had a monument to "the unknown god"?

Name the doctor who traveled with Paul.

What is a "demon"?

Which ones of Jesus' family were with the apostles in chapter 1 of Acts?

Which apostle did King Herod kill?

Who baptized Saul?

What did many people do with their books of magic when they became Christians?

Who answered the door when Peter knocked?

Repeat Acts 1:11.

What woman worked with her husband to make tents?

What was Saul's other name?

In what city was there a temple to idol Diana?

What did the Christians do when Peter was in prison?

Who was the apostle to the Gentiles?

Repeat Acts 17:11

How do we talk to God?

How does God talk to us now days?

What relative of Paul's found out about the plot to kill his uncle?

Who told Saul how to have his sins forgiven?

In what city did Caesar live?

What came out of the fire and bit Paul?

How many men took an oath to kill Paul?

Which city was Paul's hometown?

How did Paul often travel?

Who was Agabus?

After Saul saw Jesus on the road what happened to his eyes?

How many soldiers guarded Peter in prison?

What was the theme of the preaching in Acts?

What book was the man in the chariot reading?

Who held the coats of the men who stoned Stephen?

Who said, "We ought to obey God rather than man."?

Who was the first Gentile Christian?

What group of Jews believed in a resurrection, angels, and spirits?

What signs happened when the apostles were baptized in the Holy Spirit?

How will Jesus return to the earth?

How many were together when Mathias was chosen to replace Judas?

On the day of Pentecost, how many received the miraculous baptism of the Holy Spirit?

How many were baptized to have their sins forgiven on the Day of Pentecost?

Which apostles went to Samaria to lay hands on the Christians to receive the gifts of the Holy Spirit?

Repeat Acts 28:30,31.

What do Christians have to do to have their sins forgiven?

On what Jewish feast day did the church begin?

Which day of the week did the Christians take the Lord's Supper?

How does a sinner of the world become a Christian?

Which apostle did King Herod put to death?

What did an angel do to help Peter?

Repeat Acts 17:30.

How many days after His resurrection was Jesus with the apostles before going to heaven?

When is Mary, Jesus' mother, last mentioned in the Bible?

Repeat Acts 2:42.

What was written on an altar in Athens that Paul used in a sermon?

Who lied to the Holy Spirit?

What book did the preachers use to prove that Jesus is the Christ?

When was the lame man who sat at the temple gate healed?

Repeat Acts 11:26.

What does a person have to do to be an apostle?

What Christian tried to buy the power to lay hands on people?

Lesson 2**Peter****James****John****Andrew****Philip****Thomas****Matthew****Simon**

the Zealot

**Judas**


son of James

**Judas**

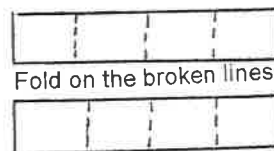
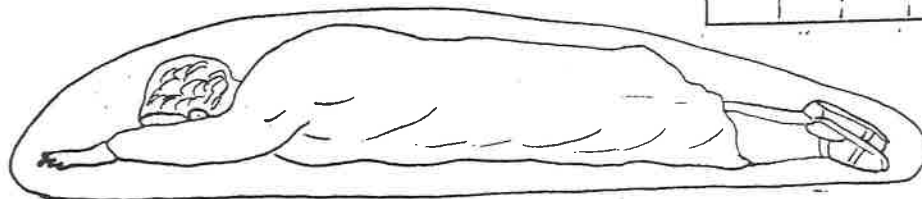
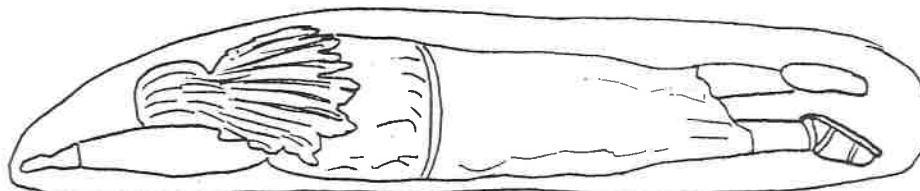
the traitor

**Mathias****Bartholomew****James**

son of Alphaeus

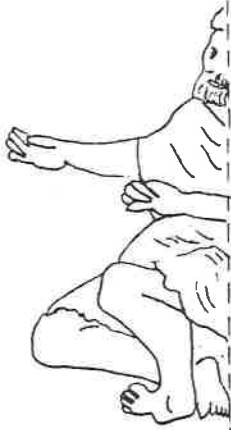
Lesson 3*Cut out on the broken lines.*Lesson 9**Stephen****Philip****Prochorus****Nicanor****Timon****Parmenas****Nicolas**Lesson 7

Ananias

*Fold on the broken lines.*

Sapphira

Lesson 4 Cut on the solid lines. Fold on the broken lines.



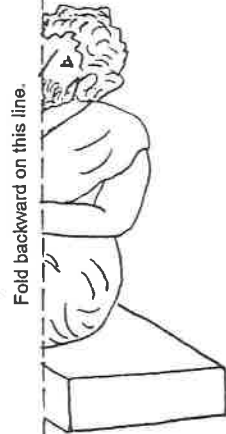
Fold backward on this line.

Fold forward on this line.

Paste the **BACK** of this bar A to bar A on the worksheet.

Paste the **BACK** of this bar B to bar B on the worksheet.


Fold forward on this line.



Fold backward on this line.

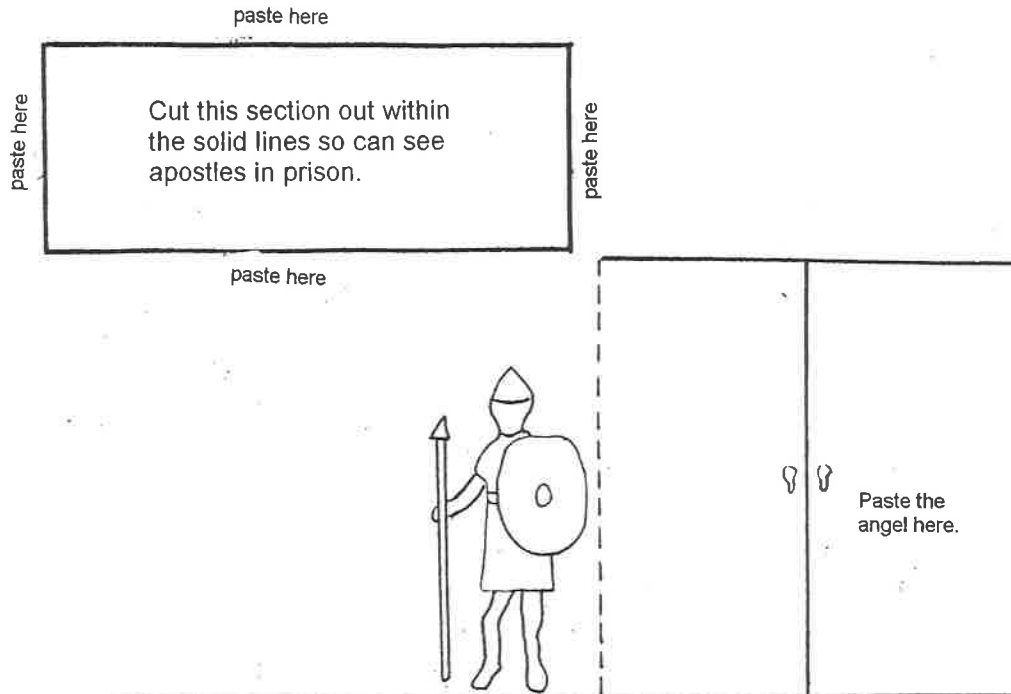
**Before**

Lesson 17

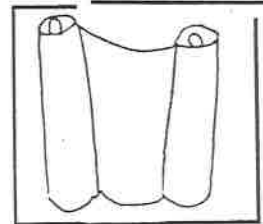


**Lesson 8**

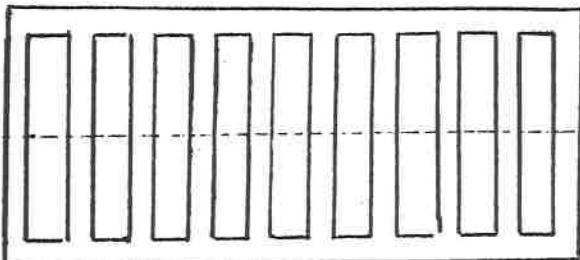
Cut on solid lines. Fold on broken lines.




**Lesson 13**



window bars to paste over window




**Lesson 10**

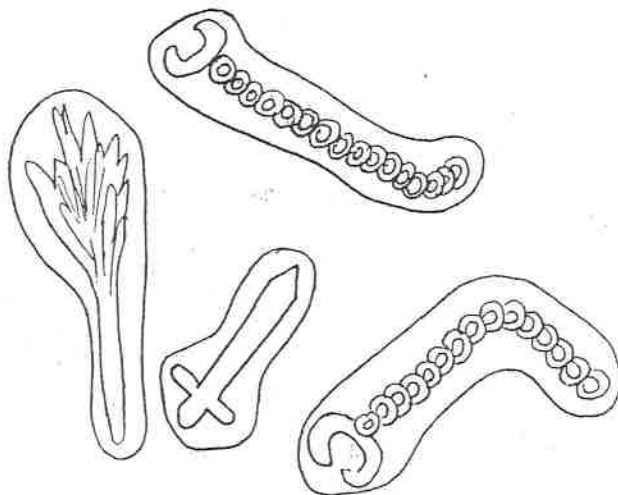


**Fold on the broken line.**  
**Then cut the spaces out between the solid lines.**


Lesson 14



Lesson 29




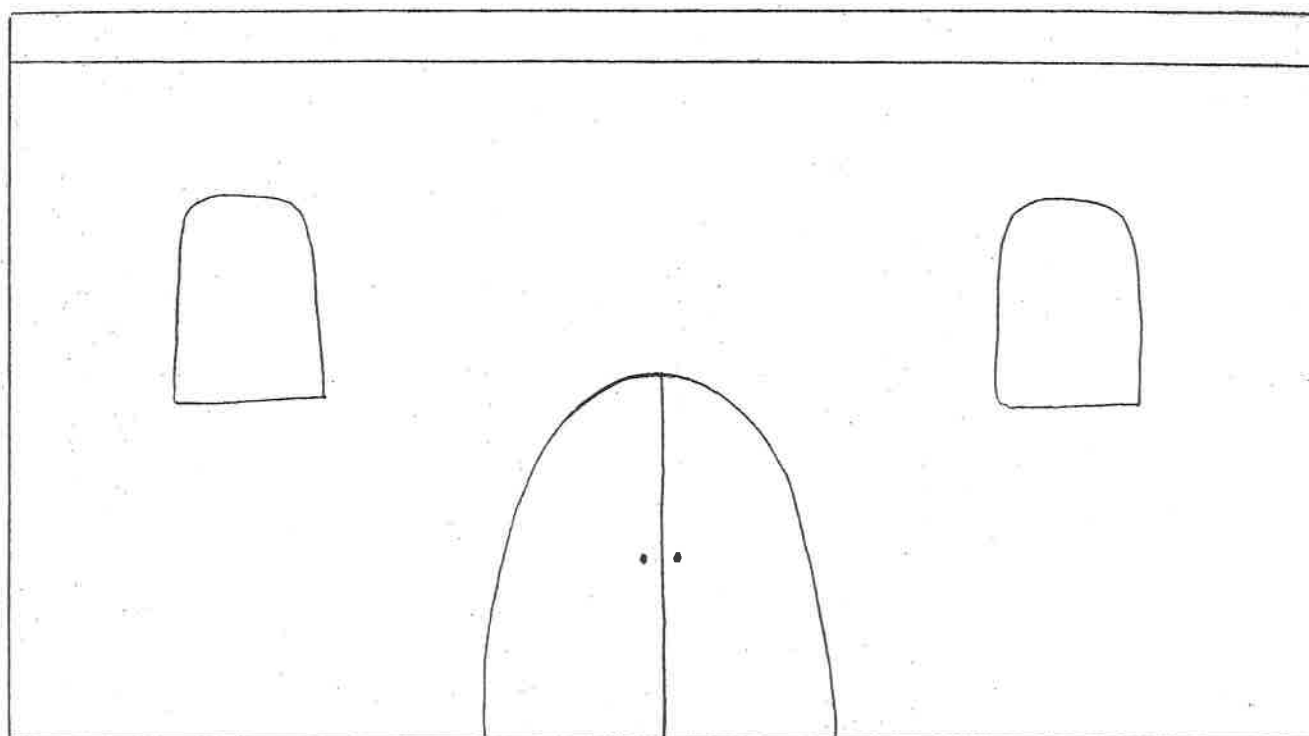
Lesson 15



Lesson 20



Lesson 24

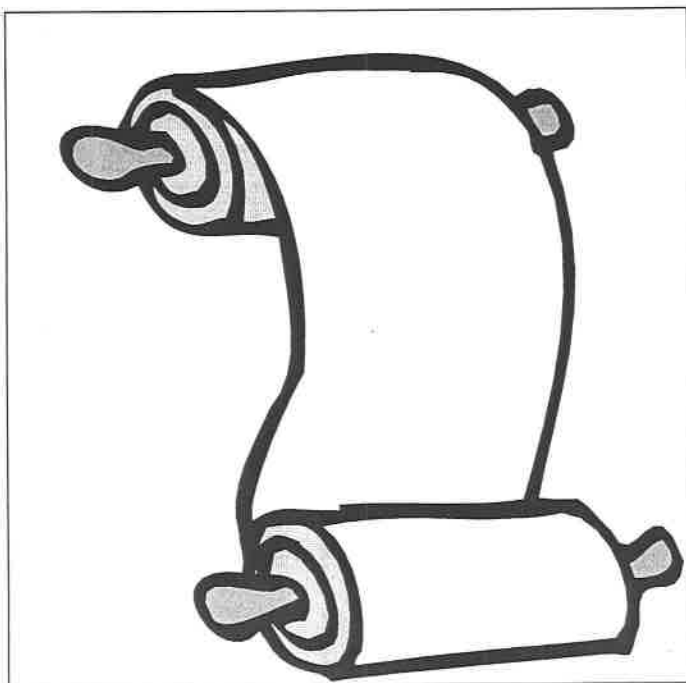


Paul and Barnabas

Lesson 26

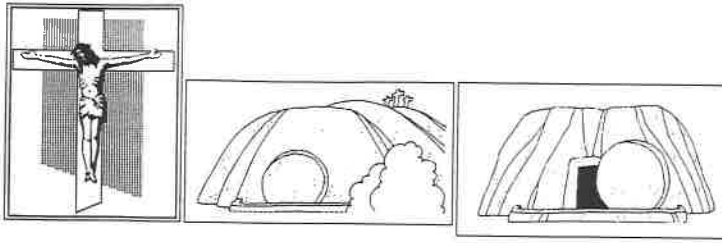
γραφαντες δια χειρος αυτων ταδε οι αποστολοι και οι πρεσβυτεροι και οι αδελφοι οις κατα την αντιοχειαν και συριαν και κιλικιαν αδελφοις τοις εξ εθνων χαιρειν ειδη ηκουσαμεν οτι τινες εξ ημων εξελθοντες εταραξαν υμας λογοις ανασκευαζον ες τας ψυχας υμων λεγοντες περιτεμνεσθαι και τηρειν τον νομον οις ου διεστειλαι θα εδοξεν ημιν γενομενοις ομοθυμαδον εκλεξαμενους ανδρας πεμψαι προς υμας σιν τοις αγαπητοις ημων βαρναβα και παυλω ανθρωποις παραδεδοκοσιν τας ψυχας υμων υπερ του ονοματος του κυριου ημων ιησου χριστου απεσταλκαμεν ουν ιουδαν και σιλαν και αυτους δια λογου απαγγελοντας τα αυτα εδοξεν γαρ τω αγιω πνευματι και ημιν μηδεν πλεον επιτιθεσθαι υμιν βαρος πλην των επαναγκες τουτων απχεσθαι ειδωλοθυτων και αιματος και πνικτου και πορνειας εξ ων διατηρουντες εα τους ευ πραξετε ερρωσθε

They wrote this letter by them: "The apostles, the elders, and the brethren, To the brethren who are of the Gentiles in Antioch, Syria, and Cilicia: Greetings. Since we have heard that some who went out from us have troubled you with words, unsettling your souls, saying, "You must be circumcised and keep the law"--to whom we gave no such commandment-- it seemed good to us, being assembled with one accord, to send chosen men to you with our beloved Barnabas and Paul, men who have risked their lives for the name of our Lord Jesus Christ. We have therefore sent Judas and Silas, who will also report the same things by word of mouth. For it seemed good to the Holy Spirit, and to us, to lay upon you no greater burden than these necessary things: that you abstain from things offered to idols, from blood, from things strangled, and from sexual immorality. If you keep yourselves from these, you will do well. Farewell." Acts 15:23-29

Lesson 31



Lesson 35



Lesson 37

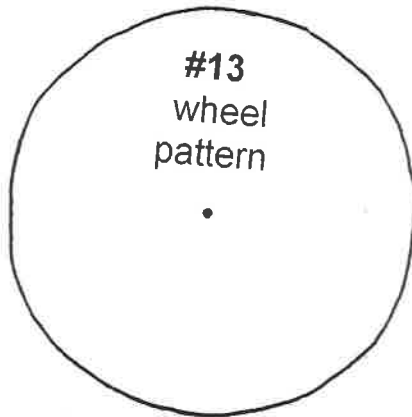


Lesson 46Lesson 50

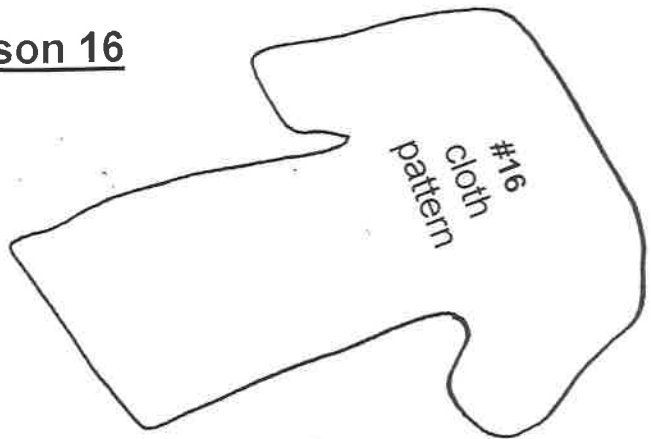
<b>Romans</b>
<b>1 Corinthians</b>
<b>2 Corinthians</b>
<b>Galatians</b>
<b>Ephesians</b>
<b>Philippians</b>
<b>Colossians</b>

<b>1 Thessalonians</b>
<b>2 Thessalonians</b>
<b>1 Timothy</b>
<b>2 Timothy</b>
<b>Titus</b>
<b>Philemon</b>
<b>Hebrews</b>

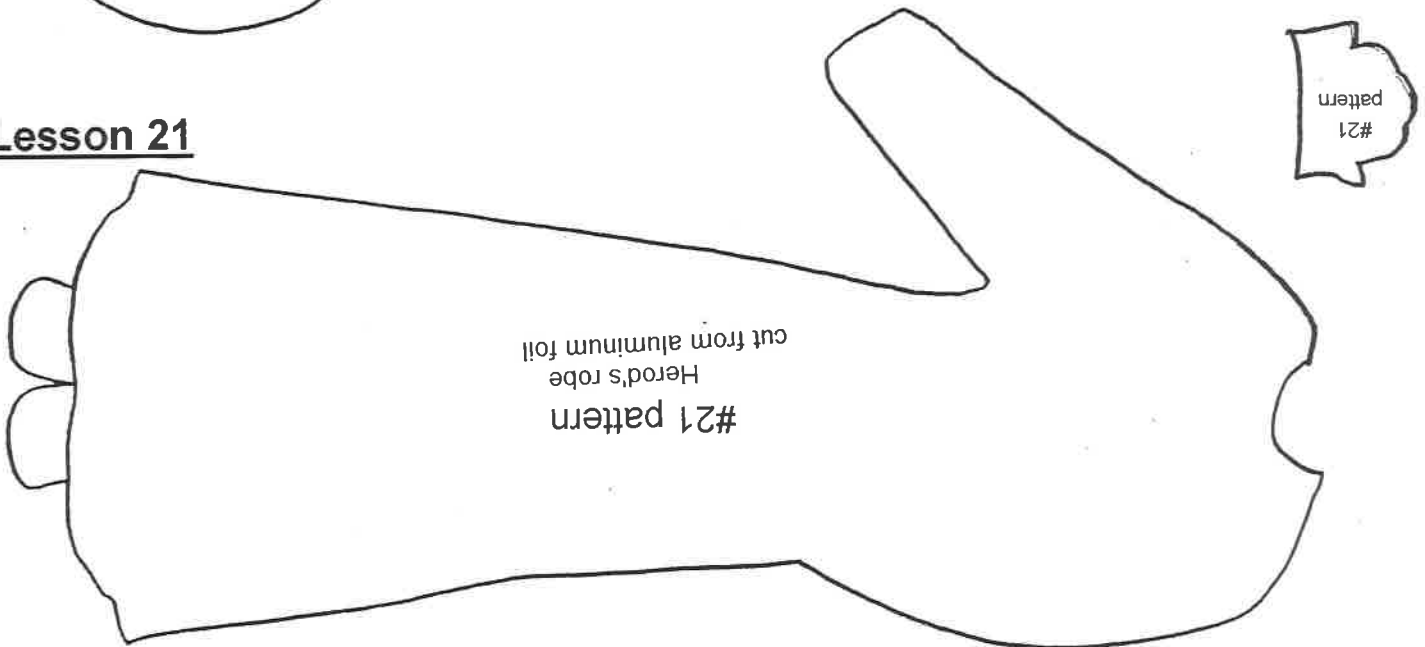
Lesson 13



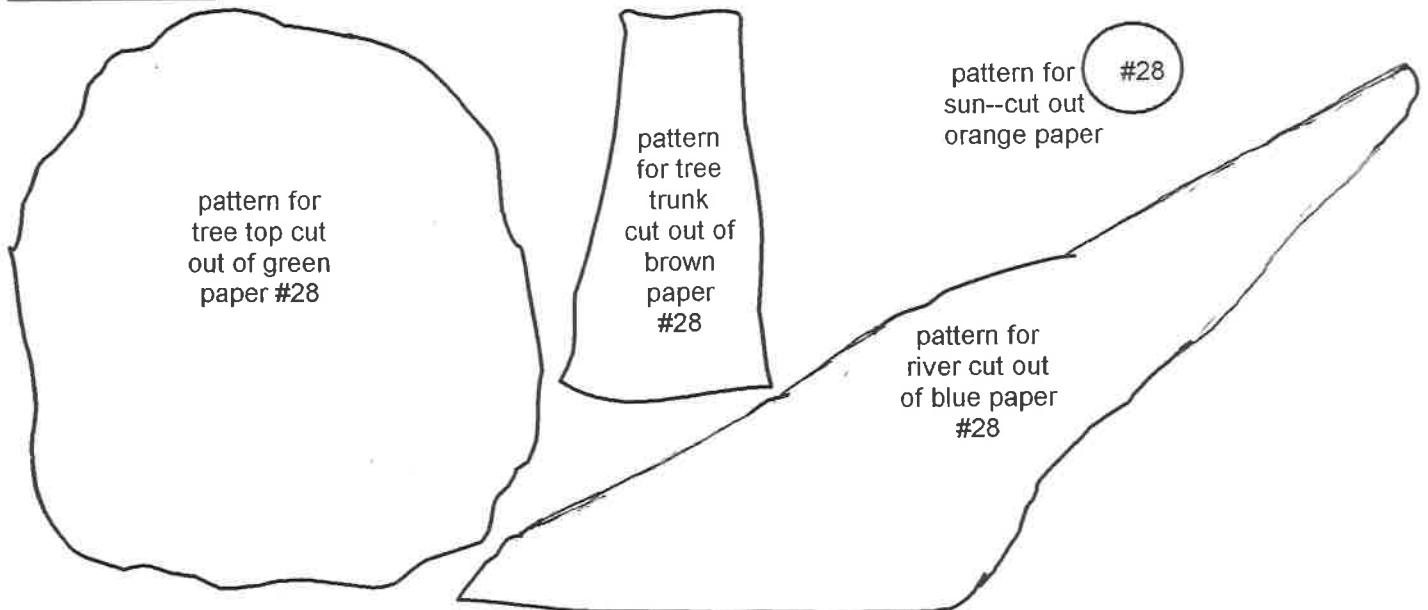
Lesson 16



Lesson 21



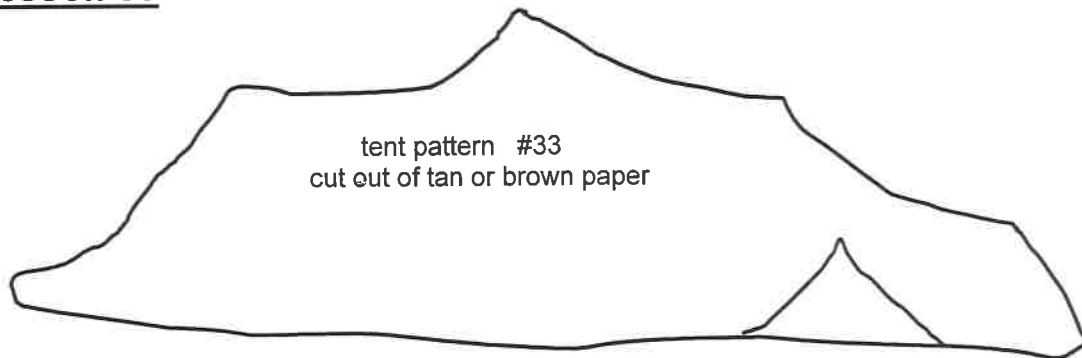
Lesson 28




**Lesson 30** Cut out letters in colored paper for each student to paste on their words.

Paul  
Jesus


**Lesson 33**



**Lesson 36**



**Lesson 38**



Lesson 2**NOTE:**

These  
are provided  
so the older  
students can  
also do the  
activity of the  
Younger  
student's  
worksheet.

<b>Peter</b>	<b>Thomas</b>	<b>James</b>
<b>James</b>	<b>Philip</b>	son of Alphaeus
<b>John</b>	<b>Matthew</b>	<b>Bartholomew</b>
<b>Andrew</b>	<b>Mathias</b>	
<b>Judas</b> son of James	<b>Simon</b> the Zealot	
<b>Judas</b> the traitor		

Lesson 4

The people knew this man had  
been crippled for a long time.

He was asking for money,  
not healing.

The crippled man was  
completely healed--  
walked & jumped.

Peter used the miracle to prove  
that his message about  
Jesus was true.


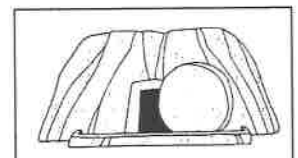
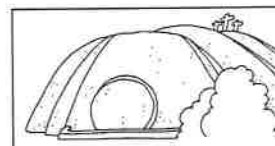

The crippled man was healed  
immediately.

The man was healed in the  
street by the temple gate.

Lesson 7

6

7

Lesson 35

\*\*\*\*\*

The Definitions of Key Bible Words, Part 1

Paste each one on the correct worksheet.

to talk to God.

saying something  
that is not true.

giving something of  
yours to another.

teaching.

special group of  
the rulers of the  
Jews.

to do what you  
are told to do.

to change  
your mind.

special men chosen  
by Jesus who saw  
all He did.

someone who sees  
something happen.

to be put completely  
under water for  
forgiveness of sin.

to join together  
in beliefs and  
activities.

a group of Jews,  
teachers of Law,  
believed in a  
resurrection.

someone who is  
a follower and a  
learner.

Savior.

Jewish priests who  
did not believe in  
angels or resurrection.

to do something  
for someone else.

**The Definitions of Key Bible Words, Part 2**

to treat badly because they are following God.

to take away the blame and guilt of something someone has done.

one who tells the future, and brings messages from God.

the good news about Jesus and salvation.

a place where the Jews study and worship.

to tell others about Jesus.

praise, worship, honor.

a woman whose husband is dead

an officer in the Roman army.

a person who cannot move a part of his body.

a baptized believer in Jesus Christ.

a person who uses powers of black magic.

a time when little food grows for of lack of rain.

a message from God in mental pictures.

all people in the world who are not Jews.

nation chosen to bring Jesus to save the world from sin.

**The Definitions of Key Bible Words, Part 3**

the assembly of Christians.

not obeying God's word.

miracles.

to not do something by choice.

to kill an animal as worship of a god.

to throw stones at a person to kill him.

to come back to life from the dead.

Spirit of God who lives and works in the Christian.

what Christians are to one another.

to hit many times with a stick or rope.

having official charge over others.

a power of Satan to tell the unknown by looking at something.

images of people or animals to worship.

doctrine, giving information.

service.

disagreement.

**The Definitions of Key Bible Words, Part 4**

special things that cannot happen naturally.

power of Satan to make unusual things happen.

the Bible.

accept that something is true.

to look carefully to find something.

to show honor, to bow down to.

to believe in a god and worship it.

older men who are leaders in the church.

to speak in a bad way about God.

a spirit working for Satan.

prove that something is not true.

a gathering of people for a special purpose.

to take care of sheep.

a group of sheep which describes the church.

Messiah, anointed prophet, priest, king.


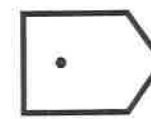
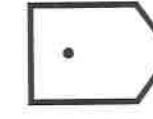
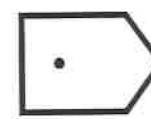
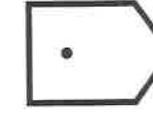
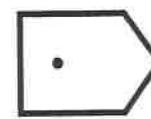
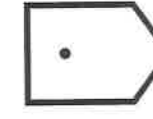
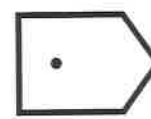
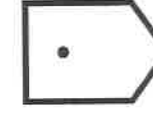
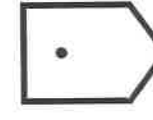
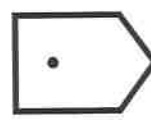
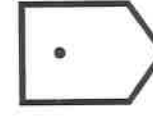
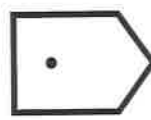
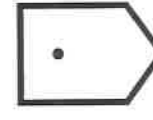
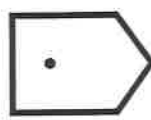
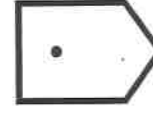
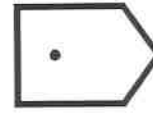
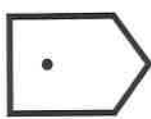
1. to eat food.  
2. to take the Lord's Supper.

## Extra Things for Worksheets

OLDER Page 3

Each student will need 4 sets of the arrows for the 4 word wheels (lessons 11, 22, 30, and 40)

There are enough on this page for 5 students.



# The Apostles

According to the book of Acts of the Apostles  
Acts 1:13 and other verses



Peter  
James  
John  
Andrew  
Philip

Thomas  
Bartholomew  
Mathew

James, son of Alphaeus  
Simon, the Zealot  
Judas, son of James  
Judas, the traitor

---

---

---

Acts 1:26

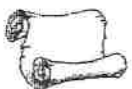
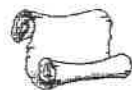

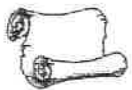
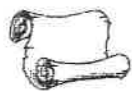

---

---

---

Acts 22:21; 26:17  
Romans 1:1; and others





# The Books of the New Testament

**Matthew**

**Mark**

**Luke**

**John**

**Acts**

**Romans**

**1 Corinthians**

**2 Corinthians**

**Galatians**

**Ephesians**

**Philippians**

**Colossians**

**1 Thessalonians**

**2 Thessalonians**

**1 Timothy**

**2 Timothy**

**Titus**

**Philemon**

**Hebrews**

**James**

**1 Peter**

**2 Peter**

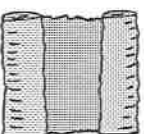
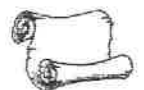
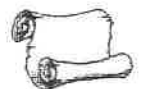
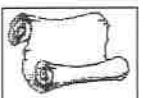
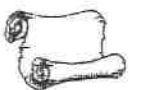
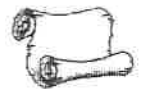


**1 John**

**2 John**

**3 John**

**Jude**

**Revelation**





**Then Peter...said:  
"In truth I perceive that God  
shows no partiality.**



**But in every nation whoever fears Him and  
works righteousness is accepted by Him."**

**Acts 10:34,35**

18



***The apostles were told:*  
"Jesus will come again  
like you saw  
Him go into heaven."**

**Acts 1:11**

1



**Then Peter said to them,  
"Repent, and let every one  
of you be baptized  
in the name of Jesus Christ  
for the remission of sins;  
and you shall receive the gift  
of the Holy Spirit.**

**Acts 2:38**

3

**"There is no other  
name  
(Jesus) under  
heaven  
given among men  
by which  
we must be saved."**

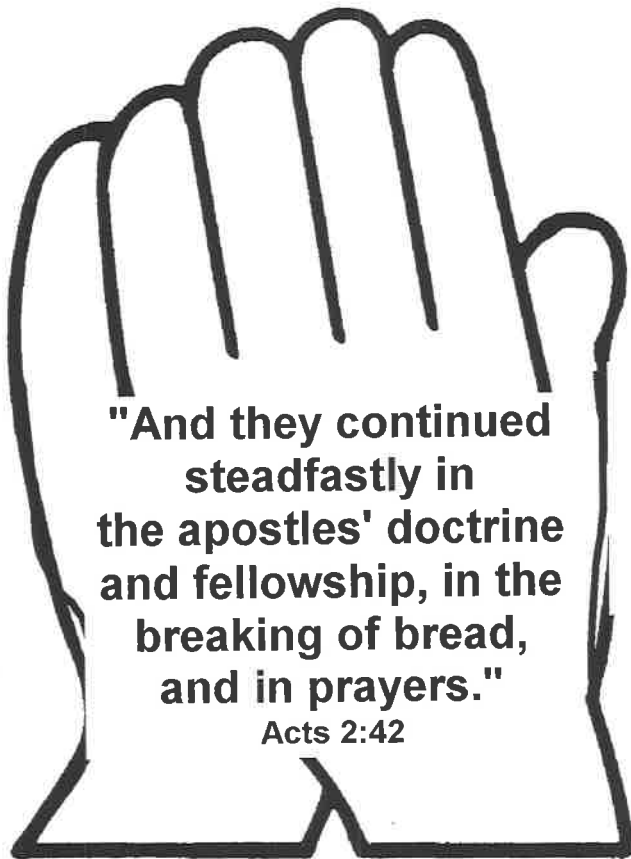
**Acts 4:12**

5

**"We ought  
to obey  
God  
rather than  
man."**

**Acts 5:29**

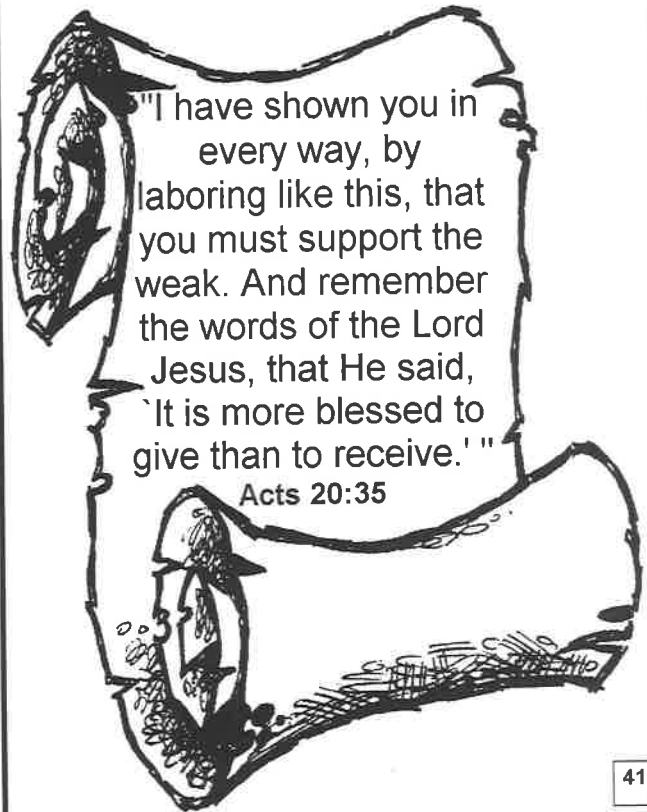
8



**"And they continued  
steadfastly in  
the apostles' doctrine  
and fellowship, in the  
breaking of bread,  
and in prayers."**

**Acts 2:42**

9




**"I have shown you in  
every way, by  
laboring like this, that  
you must support the  
weak. And remember  
the words of the Lord  
Jesus, that He said,  
'It is more blessed to  
give than to receive.' "**

**Acts 20:35**

41

**"...the disciples  
were first called  
Christians in  
Antioch."**

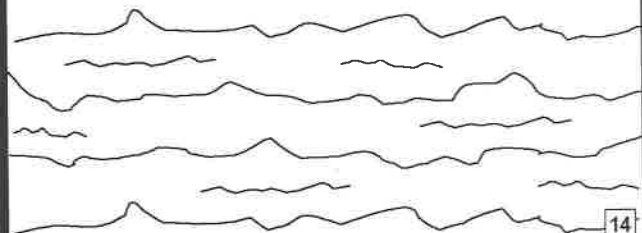
**Acts 11:26**



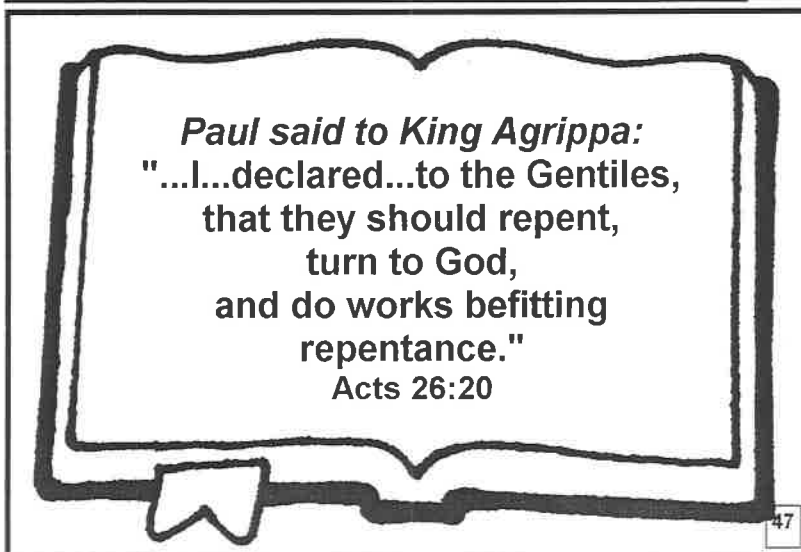
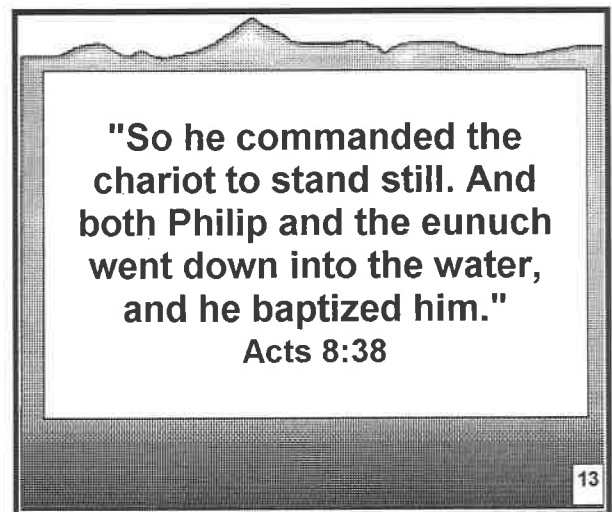
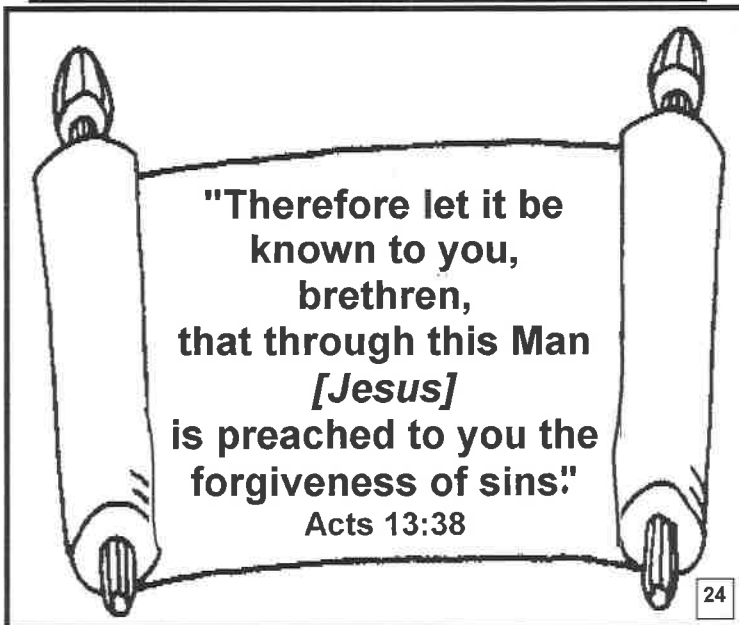


19

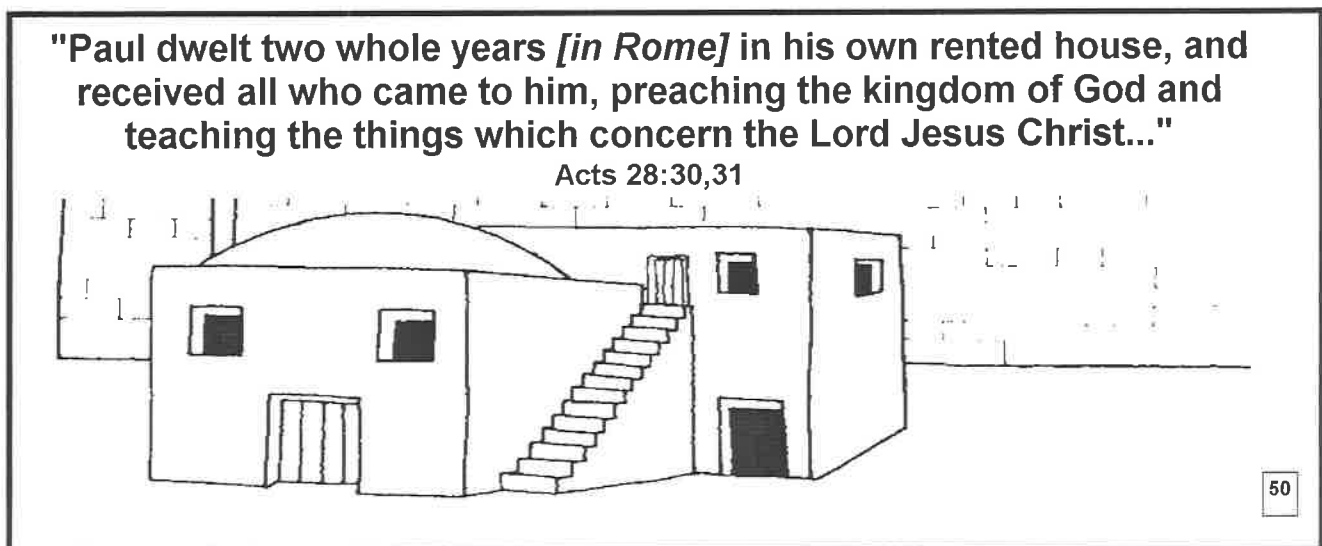
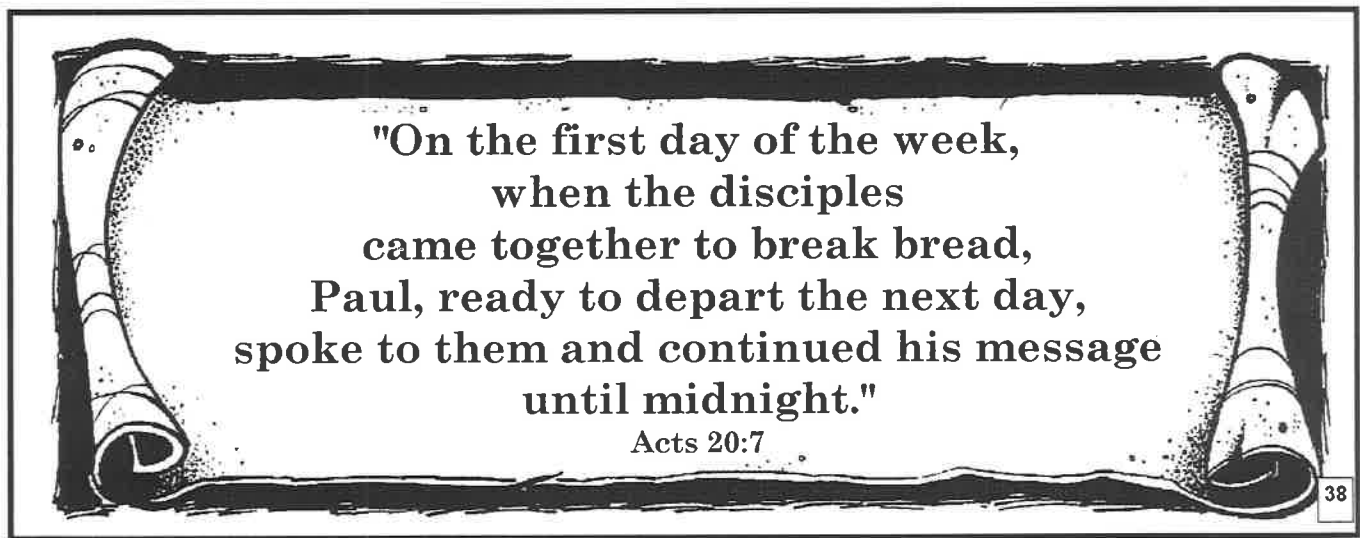
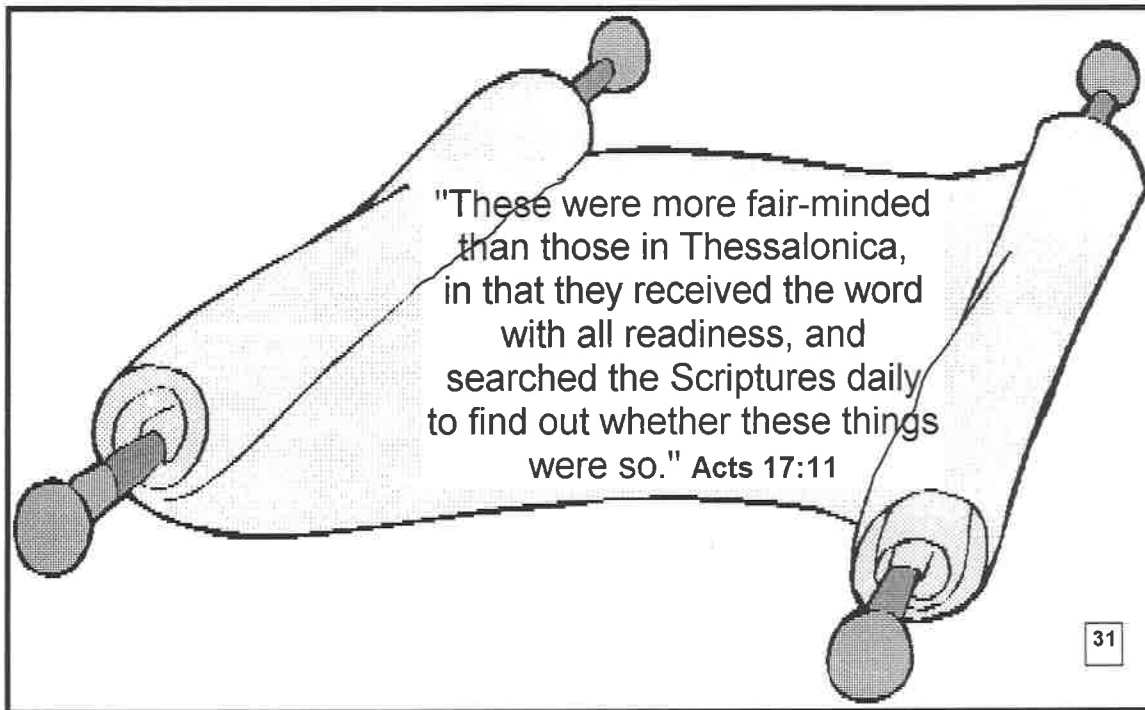
**Ananias said to Saul:  
"Arise and be baptized,  
and wash away your sins,  
calling on  
the name of the Lord."**

**Acts 22:16**



14






**Pieces to paste on the: Map of Paul's Letters.**

*This map will identify the places and people to whom Paul wrote letters.*

For this project, each student needs a copy of the map *The World of the Book of Acts*.

Beginning with lesson #28, the Lesson Helps tell when to do each one.

1. Paste the tiny scrolls above the top map border near the city or country to whom it was written.
2. Draw a colored arrow from the scroll to the city or country to which it was written.
3. Paste the silhouettes of people over the countries at the bottom of the map.
4. Paste the scrolls on the silhouettes to whom they were written.



**Map  
of  
Paul's  
Letters**

**Name of the cities to paste on: Map in Colors.**

Jerusalem	Caesarea	Derbe	Athens	Syracuse	Samaria	Antioch
Troas	Corinth	Rome	Damascus	Antioch	Philippi	Colosse
Tarsus	Iconium	Thessalonica	Ephesus	Joppa	Lystra	Berea
						Miletus

## Instructions and Patterns for the countries on: Map in Colors

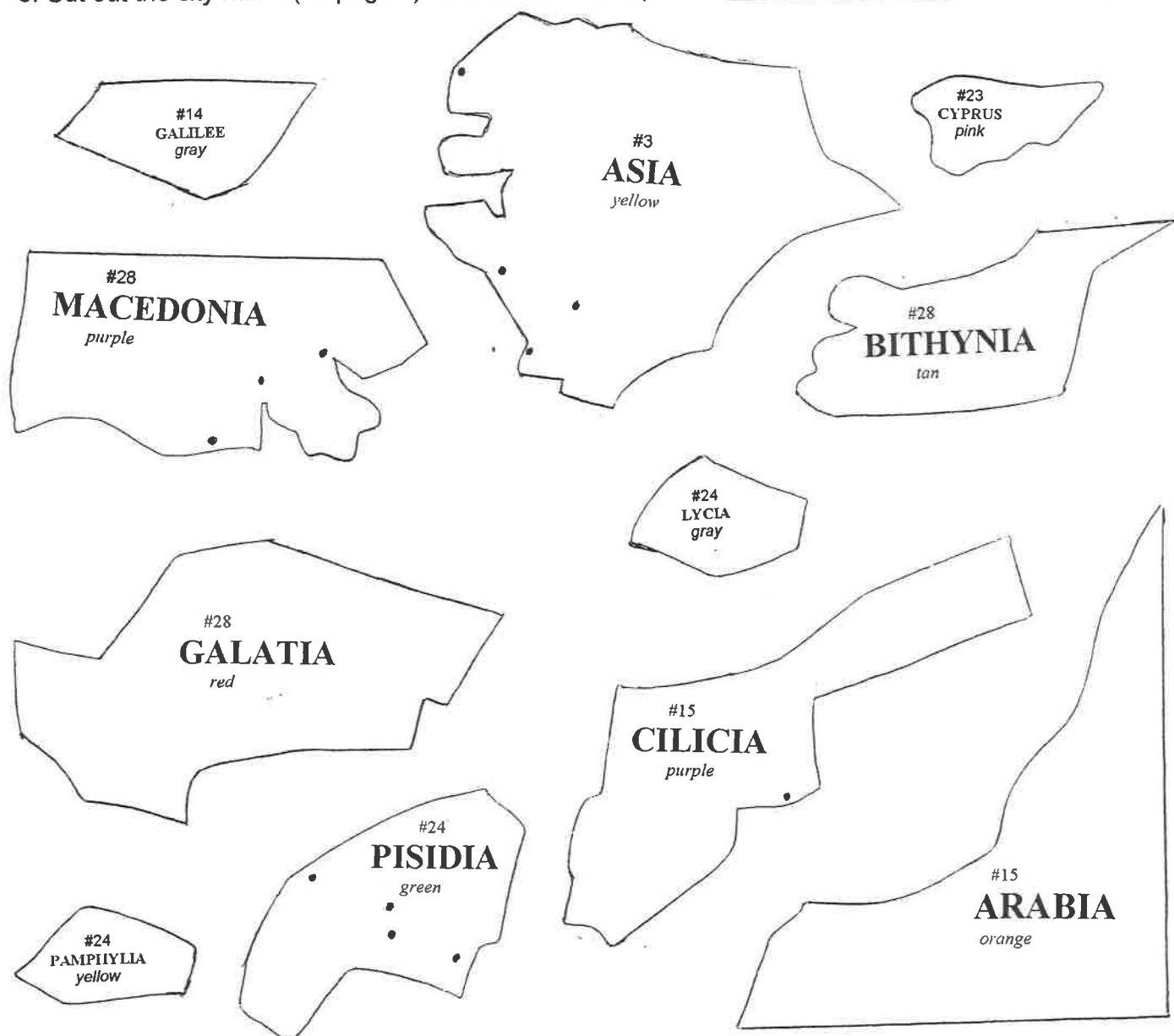
**TEACHER:****For the Cut out and Paste Method**

1. Make a set of patterns (on pages 2 and 3) for every 2 students to share.
2. Paste the copies to light cardboard so the patterns are more stable when traced and cut out .
3. Place each pasted page between sheets of waxed paper. Allow them to dry under heavy books.
4. Cut out each pattern with great care.

**Complete the parts on your sample map for each lesson before class so the students can use it as a guide. An alternate plan: the teacher does all the tracing and cutting out before class; students do pasting.**

**STUDENTS:**

1. Trace the pattern for that lesson on the color of paper indicated on the pattern. Do not use dark shades. The colors help distinguish the countries from one another. Use contrasting colors next to each other.
2. Copy the dots which represent cities in the exact positions on the colored paper.
3. Copy the names of the countries in all CAPITAL letters in the exact positions on the colored paper. Cut out the country very carefully.
4. Paste each country according to the instructions for the lesson being studied. NOTE: If there is more than one country in a Lesson, all countries must be pasted before any city is pasted.
5. Cut out the city name (on page 1) for that lesson and paste it in the same position as on the original map.



**More Patterns for the countries on: Map in Colors**  
**For the Cut out and Paste Method**





# LIFE OF PAUL GAME

## Game Rules

This game is to be played by individuals or by teams in the class as a whole. Be sure the teams are equally divided between younger and older students.

1. Mix the regular cards well before beginning each game. Place the regular question cards in a pile face down in the center of the board. After the question is answered, place it face up in a pile next to the other pile. Mix the bonus cards and place them in a separate pile.
2. Students choose a card from the top of the pile of regular cards turned down, taking turns.
3. If the student answers correctly, he goes forward the number of spaces on card. If a mixed age group is playing the game: ages 5-8 move double the number of spaces on the card for a correct answer; ages 9-12 move regular spaces. The teacher may vary this rule according to the students in her class.
4. If the student gives the wrong answer his marker stays where it is.
5. If he misses and no one else knows the answer, look up the scripture on the card to learn the answer. He moves forward one space and takes another card.
6. If a student answers out of turn, he loses his turn.
7. Two times during the game each student may choose a bonus card instead of a regular card for his turn. Bonus answers are worth 1 space each: ex. If he gets the card that says "Name cities Paul preached in" he may move 1 space for each city that he names correctly. The bonus cards with verses to be repeated have a value of 4 points.
8. When the cards have all been used, turn them face down and continue to use them.

# LIFE OF PAUL GAME

## How to construct the game

### The Game Board

Use a piece of light cardboard (2 ft. x 2 ft.) thick enough to lie flat. Draw a road, marking off spaces according to the suggested pattern on a separate page. If you have time, the students could draw small pictures, depicting scenes from Paul's life to paste in empty spaces along the road.

### The Game Cards

#### Regular cards

There are 9 pages of regular questions. Only one copy is needed.

#### BONUS cards

There are 3 pages of Bonus cards.

Make 2 copies of all 3 pages.

There are 2 ways of making the game cards for ease of handling and stability.

1. Mount all cards on light-weight cardboard. Cut them out on the lines.
2. Make copies using light-weight cardboard (at Staples for a small fee).

### **IMPORTANT**

After making the BONUS cards color them red on the backs to be able to distinguish them from the regular cards.

### Markers

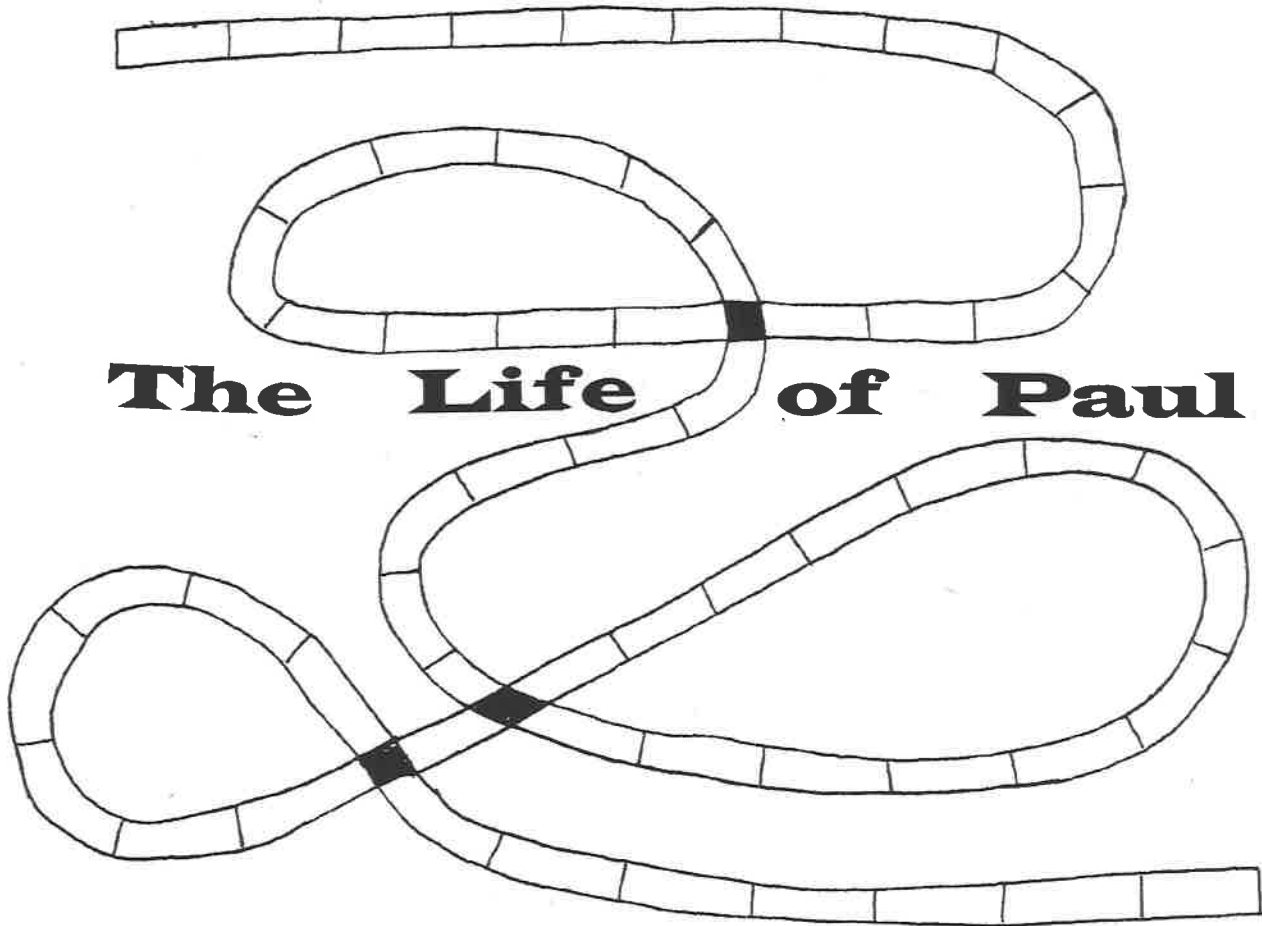
Each student needs a marker: a different colored button or small pieces of light cardboard, each of a different color or with their name.

### Copies of the pages of question for the students

As suggested in the Teacher's Helps, the students can take home copies of the questions and answers at the end of each Part to review.

## Diagram for the Game Board

Begin here



# LIFE OF PAUL GAME

## Questions Part 2

1. Name the man who was stoned while Saul held their coats. (7:58,59) ❶ \_\_\_\_\_
2. Who is Stephen? (7:59) ❷ \_\_\_\_\_
3. What was Paul's name when he became a Christian? (9:17-19; 13:9) ❶ \_\_\_\_\_
4. What was Saul doing before he became a Christian? (9:1) ❶ \_\_\_\_\_
5. Name the man who baptized Saul. (9:17,18) ❸ \_\_\_\_\_
6. Where did Saul become a Christian? (9:8,18) ❸ \_\_\_\_\_
7. Who is Ananias in Saul's life? (9:10-12) ❷ \_\_\_\_\_
8. Where was Saul born? (9:11) ❸ \_\_\_\_\_
9. Name the one whom Saul saw on the road to Damascus. (9:5) ❶ \_\_\_\_\_
10. Name a group of people to whom Saul was sent to preach about Jesus. (9:15) ❷ \_\_\_\_\_
11. Where did Saul go to be taught by Jesus? (Gal. 1:12,17) ❸ \_\_\_\_\_
12. Where did Saul have to escape in a basket? (9:22-25) ❷ \_\_\_\_\_
13. Who is Saul? ❶ \_\_\_\_\_
14. Name the prophet who told about the famine in Jerusalem. (11:28) ❷ \_\_\_\_\_
15. Where were the disciples first called Christians? (11:26) ❸ \_\_\_\_\_

# LIFE OF PAUL GAME

## Questions Part 3

1. Name the day of the week the Jews went to the synagogue. (13:14) ③ \_\_\_\_\_
2. Name the mago whom Paul made blind. (13:6 or 8) ③ \_\_\_\_\_
3. Name the church which sent Paul out to preach. (13:1-3) ② \_\_\_\_\_
4. Who is Sergius Paulus? (13:7) ③ \_\_\_\_\_
5. Who is Elymas? (13:8) ② \_\_\_\_\_
6. Who is John Mark? (12:25; 13:13) ② \_\_\_\_\_
7. Who is Barnabas? (9:27; 13:2) ① \_\_\_\_\_
8. Who went with Paul on his first preaching trip? (13:2) ② \_\_\_\_\_
9. Where did Paul begin and end his first preaching trip? (14:26) ②  
\_\_\_\_\_
10. Where was Paul stoned? (14:8,19) ③ \_\_\_\_\_
11. Name the people who made the most trouble for Paul. (14:19) ③ \_\_\_\_\_
12. Where did the people think Paul and Barnabas were gods? (14:8,11) ③ \_\_\_\_\_
13. Who is Silas? (15:40,41) ② \_\_\_\_\_
14. Who is Luke? (Col. 4:14; Acts & Luke) ③ \_\_\_\_\_
15. In what city was Paul in an earthquake? (16:12,26) ③ \_\_\_\_\_
16. Name the one whom Paul preached about. (16:31) ① \_\_\_\_\_
17. Name the doctor who traveled with Paul sometimes. (Col. 4:14) ③ \_\_\_\_\_
18. Name the man who was in jail with Paul in Philippi. (16:25) ② \_\_\_\_\_
19. Name the woman whom Paul met by a river and baptized. (16:14) ② \_\_\_\_\_
20. Who is Lydia? (16:14) ② \_\_\_\_\_
21. Who is Timothy? (16:1-3 and I & II Timothy) ③ \_\_\_\_\_

# LIFE OF PAUL GAME

## Questions Part 4

1. In what city did the people check the scriptures to see if what they were being taught was true? (17:10,11) ③ \_\_\_\_\_
2. Where did Paul see an idol "to the unknown God"? (17:22,23) ③ \_\_\_\_\_
3. Who are Aquila and Priscilla? (18:2,3) ② \_\_\_\_\_
4. Who is Apollos? (18:24-26) ② \_\_\_\_\_
5. Name the husband and wife who were tentmaker friends of Paul. (18:2,3) ②  
\_\_\_\_\_
6. What did Paul sometimes do for a living? (18:3) ② \_\_\_\_\_
7. Where did believers burn their witchcraft books? (19:17-19) ③ \_\_\_\_\_
8. Name the goddess of the Ephesians. (19:28) ③ \_\_\_\_\_
9. In what city did the silversmiths start a riot? (19:23-34) ② \_\_\_\_\_
10. Who is Demetrius? (19:24) ③ \_\_\_\_\_
11. Who is Diana? (19:27) ③ \_\_\_\_\_
12. On what day of the week do Christians worship together? (20:7) ① \_\_\_\_\_
13. Who fell out of the window while Paul preached in Troas? (20:9) ③ \_\_\_\_\_

# LIFE OF PAUL GAME

## Questions Part 5

1. In what city was the temple of the Jews? (21:17,26) ❶ \_\_\_\_\_
2. Name the evangelist in Caesarea with whom Paul stayed. (21:8) ❷ \_\_\_\_\_
3. Who was the prophet who tied himself up with Paul's belt? (21:10) ❷ \_\_\_\_\_
4. Who is Agabus? (11:27,28; 21:10-11) ❷ \_\_\_\_\_
5. Name a language Paul could speak. (21:37,40) ❷ \_\_\_\_\_
6. What name spoken by Paul caused the Jews to riot in Jerusalem? (22:21) ❸ \_\_\_\_\_
7. Name the man who was Paul's teacher of the law. (22:3) ❸ \_\_\_\_\_
8. Who is Gamaliel? (22:3) ❷ \_\_\_\_\_
9. What kept Paul from being beaten by Roman soldiers? (22:25,26) ❸ \_\_\_\_\_
10. Who told Paul he would go to Rome to tell about Jesus? (23:11) ❶ \_\_\_\_\_
11. How many Jews took a curse on themselves to kill Paul? (23:13) ❷ \_\_\_\_\_
12. Who told Paul about the plan of the Jews to kill him in Jerusalem?(23:16) ❷ \_\_\_\_\_
13. How many guards took Paul safely out of Jerusalem? (23:23) ❷ \_\_\_\_\_
14. Who is Felix? (23:24) ❸ \_\_\_\_\_
15. Who is Festus? (24:27) ❸ \_\_\_\_\_
16. Who is Agrippa? (25:13; 26:1-2) ❸ \_\_\_\_\_
17. To what country did the governor send Paul on a ship? (27:1) ❸ \_\_\_\_\_
18. What happened to the ship that Paul was on going to Rome? (27:18,41) ❶ \_\_\_\_\_
19. To what island did the people on the wrecked ship swim? (28:1) ❷ \_\_\_\_\_
20. What did Paul do while he was a prisoner in Rome? (28:31) ❷ \_\_\_\_\_

# LIFE OF PAUL GAME

## Bonus Questions

1. Name the books of the Bible that Paul wrote. ① point each correct answer

2. Name miracles in Paul's life. ① point each correct answer

3. Name countries Paul traveled in. ① point each correct answer

4. Name cities Paul preached in. ① point each correct answer

5. Repeat verses about Paul. ④ points each correct answer

Acts 22:16

Acts 20:7

Acts 11:26

Acts 26:20

Acts 13:38

Acts 15:29

Acts 17:11

Acts 17:30

Acts 20:35

Acts 28:30-31

Acts 1:11

Acts 2:38

Acts 4:12

Acts 5:39

Acts 2:42

Acts 8:38

Acts 10:34-35



<p><b>Name the man who was stoned while Saul held their coats. (7:58,59) ❶</b></p>	<p><b>Name the man who baptized Saul. (9:17,18) ❸</b></p>
<p><b>Who is Stephen? (7:59) ❷</b></p>	<p><b>Where did Saul become a Christian? (9:8,18) ❸</b></p>
<p><b>What was Paul's name when he became a Christian? (9:17-19; 13:9) ❶</b></p>	<p><b>Who is Ananias in Saul's life? (9:10-12) ❷</b></p>
<p><b>What was Saul doing before he became a Christian? (9:1) ❶</b></p>	<p><b>Where was Saul born? (9:11) ❸</b></p>

<b>Who did Saul see on the road to Damascus. (9:5) ①</b>	<b>Who is Saul? ①</b>
<b>Name a group of people to whom Saul was sent to preach about Jesus.(9:15) ②</b>	<b>Name the prophet who told about the famine in Jerusalem. (11:28) ②</b>
<b>Where did Saul go to be taught by Jesus? (Gal. 1:12,17) ③</b>	<b>Where were the disciples first called Christians? (11:26) ③</b>
<b>Where did Saul have to escape in a basket? (9:22-25) ②</b>	

<p><b>Name the day of the week the Jews went to the synagogue. (13:14) ③</b></p>	<p><b>Who is Elymas? (13:8) ②</b></p>
<p><b>Name the mago whom Paul made blind. (13:6 or 8) ③</b></p>	<p><b>Who is John Mark? (12:25; 13:13) ②</b></p>
<p><b>Name the church which sent Paul out to preach. (13:1-3) ②</b></p>	<p><b>Who is Barnabas? (9:27; 13:2) ①</b></p>
<p><b>Who is Sergius Paulus? (13:7) ③</b></p>	<p><b>Who went with Paul on his first preaching trip? (13:2) ②</b></p>

**Where did Paul begin and end his first preaching trip?  
(14:26) ②**

**Who is Silas? (15:40,41) ②**

**Where was Paul stoned?  
(14:8,19) ③**

**Who is Luke? (Col. 4:14; Acts & Luke) ③**

**Name the people who made the most trouble for Paul.  
(14:19) ③**

**In what city was Paul in an earthquake? (16:12,26) ③**

**Where did the people think Paul and Barnabas were gods?  
(14:8,11) ③**

**Name the one whom Paul preached about. (16:31) ①**

<p><b>Name the doctor who traveled with Paul sometimes. (Col. 4:14) ③</b></p>	<p><b>Who is Timothy? (16:1-3 and I &amp; II Timothy) ③</b></p>
<p><b>Name the man who was in jail with Paul in Philippi. (16:25) ②</b></p>	<p><b>In what city did the people check the scriptures to see if what they were being taught was true? (17:10,11) ③</b></p>
<p><b>Name the woman whom Paul met by a river and baptized. (16:14) ②</b></p>	<p><b>Where did Paul see an idol "to the unknown God"? (17:22,23) ③</b></p>
<p><b>Who is Lydia? (16:14) ②</b></p>	<p><b>Who are Aquila and Priscilla? (18:2,3) ②</b></p>

<b>Who is Apollos? (18:24-26) ②</b>	<b>In what city did the silversmiths start a riot? (19:23-34) ②</b>
<b>Name the husband and wife who were tentmaker friends of Paul. (18:2,3) ②</b>	<b>Who is Demetrius? (19:24) ③</b>
<b>Where did believers burn their witchcraft books? (19:17-19) ③</b>	<b>Who is Diana? (19:27) ③</b>
<b>Name the goddess of the Ephesians. (19:28) ③</b>	<b>On what day of the week do Christians worship together? (20:7) ①</b>

<b>What did Paul do sometimes to save his life? (18:3) ②</b>	<b>Who was the prophet who tied himself up with Paul's belt? (21:10) ②</b>
<b>Who fell out of the window while Paul preached in Troas? (20:9) ③</b>	<b>Who is Agabus? (11:27,28; 21:10-11) ②</b>
<b>In what city was the temple of the Jews? (21:17,26) ①</b>	<b>Name a language Paul could speak. (21:37,40) ②</b>
<b>Name the evangelist in Caesarea with whom Paul stayed. (21:8) ②</b>	<b>What name spoken by Paul caused the Jews to riot in Jerusalem? (22:21) ③</b>

<p><b>Name the man who was Paul's teacher of the law. (22:3) ③</b></p>	<p><b>How many Jews took a curse on themselves to kill Paul? (23:13) ②</b></p>
<p><b>Who is Gamaliel? (22:3) ②</b></p>	<p><b>Who told Paul about the plan of the Jews to kill him in Jerusalem?(23:16) ②</b></p>
<p><b>What kept Paul from being beaten by Roman soldiers? (22:25,26) ③</b></p>	<p><b>How many guards took Paul safely out of Jerusalem? (23:23) ②</b></p>
<p><b>Who told Paul he would go to Rome to tell about Jesus? (23:11) ①</b></p>	<p><b>Who is Felix? (23:24) ③</b></p>

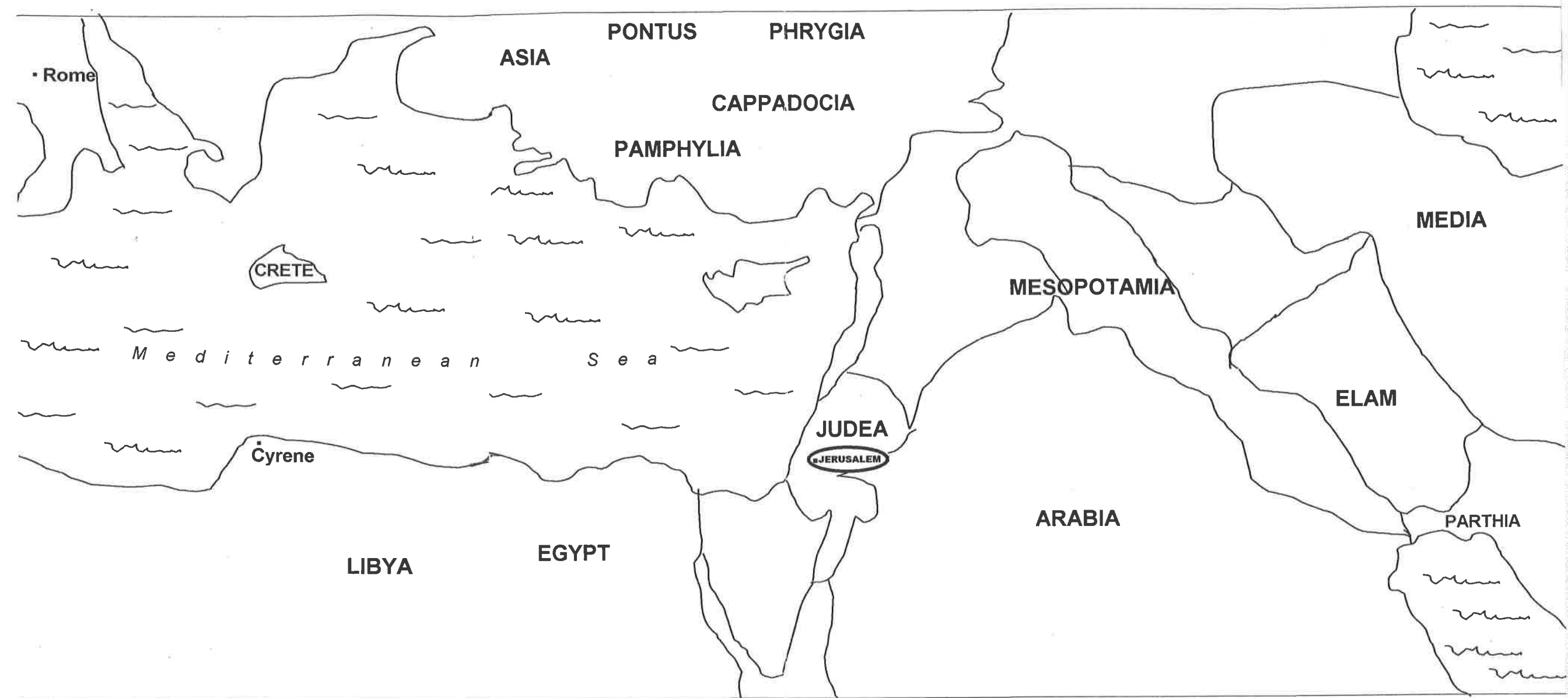


<p><b>Who is Festus? (24:27) ③</b></p>	<p><b>To what island did the people on the wrecked ship swim? (28:1) ②</b></p>
<p><b>Who is Agrippa? (25:13; 26:1-2) ③</b></p>	<p><b>What did Paul do while he was a prisoner in Rome? (28:31) ②</b></p>
<p><b>To what country did the governor send Paul on a ship? (27:1) ③</b></p>	
<p><b>What happened to the ship that Paul was on going to Rome? (27:18,41) ①</b></p>	

<p><b>BONUS</b></p> <p>Name the books of the Bible Paul wrote. ① point each correct answer</p>	<p><b>BONUS</b></p> <p>Repeat Acts 22:16. ④ points</p>
<p><b>BONUS</b></p> <p>Name miracles in Paul's life. ① point each correct answer</p>	<p><b>BONUS</b></p> <p>Repeat Acts 11:26. ④ points</p>
<p><b>BONUS</b></p> <p>Name countries Paul traveled in. ① point each correct answer</p>	<p><b>BONUS</b></p> <p>Repeat Acts 13:38. ④ points</p>
<p><b>BONUS</b></p> <p>Name cities Paul preached in. ① point each correct answer</p>	<p><b>BONUS</b></p> <p>Repeat Acts 15:29. ④ points</p>

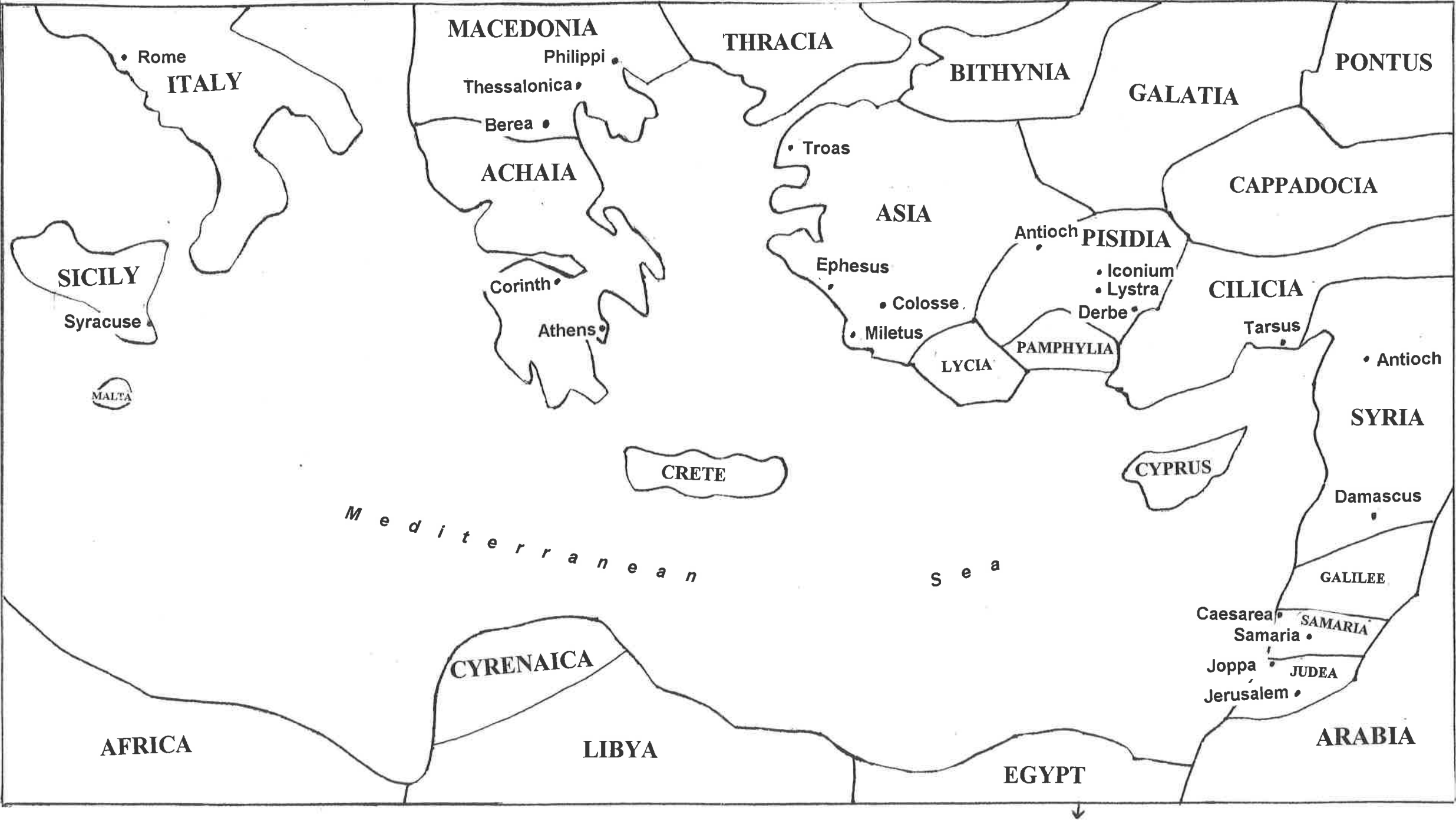
<p><b>BONUS</b></p> <p>Repeat Acts 1:11. ④ points</p>	<p><b>BONUS</b></p> <p>Repeat Acts 5:39. ④ points</p>
<p><b>BONUS</b></p> <p>Repeat Acts 2:38. ④ points</p>	<p><b>BONUS</b></p> <p>Repeat Acts 2:42. ④ points</p>
<p><b>BONUS</b></p> <p>Repeat Acts 4:12. ④ points</p>	<p><b>BONUS</b></p> <p>Repeat Acts 8:38. ④ points</p>
<p><b>BONUS</b></p> <p>Repeat Acts 26:20. ④ points</p>	<p><b>BONUS</b></p> <p>Repeat Acts 17:11. ④ points</p>

<p><b>BONUS</b></p> <p>Repeat Acts 10:34-35. ④ points</p>	<p><b>BONUS</b></p> <p>Repeat Acts 20:7 ④ points</p>
<p><b>BONUS</b></p> <p>Repeat Acts 17:30. ④ points</p>	<p><b>BONUS</b></p> <p>Repeat Acts 28:30-31 ④ points</p>
<p><b>BONUS</b></p> <p>Repeat Acts 20:35 ④ points</p>	



**PLACES FROM WHICH PEOPLE CAME TO JERUSALEM AT PENTECOST** (Acts 2:5-11)

# The World of the Book of Acts



# The World of the Book of Acts

