

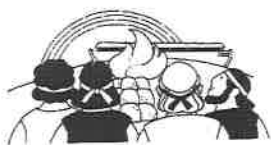
Genesis

A Bible Course for Children

Exodus




Genesis



and




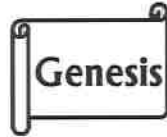
Exodus



78 Lessons in 2 SECTIONS
for 18 months of weekly classes
for 2 groups: ages 5-8 and 9-12

by Margaret Elliott





SECTION 1

GENESIS

Lessons 1--47

Part 1. THE CREATION, ADAM AND NOAH

Part 2. ABRAHAM

Part 3. ISAAC

Part 4. JACOB

Part 5. JOSEPH

Important Information About This Course

Genesis and Exodus

This Course Covers Two Bible Books -- Genesis and Exodus.

The study lasts for 18 months,
including reviews at the end of each of the 8 Parts.

Purpose of This Course

1. To learn the major events and people of the first two books of the Bible in chronological order.
2. To learn from the many lessons in the stories for our own lives.

Organization of This Course

The lessons are based on the *New King James Version*.

This study, taken directly from the Bible, covers the major events from the beginning of time at the Creation to the end of the book of Exodus.

The teacher must read and study the chapters indicated at the beginning of the Helps for each Part. This will help her to present the story correctly in its chronological order as well as apply the teaching to the students' lives in the best way.

SECTION 1 -- GENESIS

Section 1 --Genesis (Lessons 1--47) is divided into Parts 1, 2, 3, 4, and 5 with a review lesson at the end of each Part.

The final lesson of Section 1 Genesis is a review of the entire book of Genesis.

SECTION 2 -- EXODUS

The lessons for Exodus (Lessons 48--78) are numbered consecutively after the final lesson of Genesis (#47) because the events in Exodus continue the history of the children of Israel.

Section 2 -- Exodus is divided into Parts 6, 7, and 8 with a review lesson at the end of each Part.

The final lesson of Section 2 Exodus is a review of the entire book of Exodus.

The outline for each book is at the beginning of its section.

NOTE: The English version is much enhanced, composed on the computer plus the hand drawings from the Spanish version. The Spanish version was written 17 years ago on a typewriter, using much less written material.

Scripture taken from the New King James Version.
Copyright © 1982 by Thomas Nelson, Inc.
Used by permission. All rights reserved.

--Margaret Elliott
--English version 2009
--Spanish version 1992

Please Read: "Important Information About This Course"
at the front of this notebook.

Outline for
SECTION 1 -- GENESIS

PART 1 -- THE CREATION, ADAM AND NOAH

1. The Creation -- Genesis 1:1 to 2:3.
2. The Creation of Adam and Eve -- Genesis 1:26-30 and 2:4-25.
3. The First Sin -- Genesis 3.
4. Cain and Abel -- Genesis 4 and 5.
5. The Flood Destroys the Earth -- Genesis 6 and 7; 2 Peter 2:5.
6. A New Beginning -- Genesis 8:1 to 9:17.
7. The Tower of Babel -- Genesis 11:1-9.
8. Review of Part 1.

PART 2 -- ABRAHAM

9. Abram's Trip -- Genesis 11:27 to 12:20.
10. Abram and Lot Separate -- Genesis 13.
11. Abram Rescues Lot -- Genesis 14.
12. God Repeats His Promise to Abram -- Genesis 15.
13. The Birth of Ishmael -- Genesis 16:1 to 17:9 and 17:15-22.
14. Three Visitors -- Genesis 18:1-16.
15. Abraham's Prayer -- Genesis 18:16-33.
16. The Destruction of Sodom and Gomorra -- Genesis 19:1-29.
17. Abraham Tells Half of the Truth -- Genesis 20.
18. Review Part 2.

PART 3 -- ISAAC

19. The Birth of Isaac -- Genesis 21:1-20.
20. Abraham Makes a Covenant -- Genesis 21:22-34.
21. Abraham Sacrifices Isaac -- Genesis 22:1-19.
22. Abraham Buys a Cave -- Genesis 23.
23. A Wife for Isaac -- Genesis 24.
24. Esau Sells His Birthright to Jacob -- Genesis 25:8-11, 19-34.
25. Isaac's Wells -- Genesis 26:1-33.
26. Review Part 3.

PART 4 -- JACOB

27. Jacob Receives the Blessing -- Genesis 26:34 to 28:5.
28. Jacob's Vision -- Genesis 28:6-22.
29. Jacob Comes to the Well -- Genesis 29:1-13.
30. Jacob Gets Married -- Genesis 29:14 to 30:13, 17-24.
31. Jacob Flees From Laban -- Genesis 30:25 to 31:21.
32. Laban Pursues Jacob -- Genesis 31:22-55.
33. Jacob Meets Esau -- Genesis 32:1 to 33:20.
34. God Blesses Jacob at Bethel -- Genesis 35:1-20, 27-29.
35. Review Part 4.

PART 5 -- JOSEPH

- 36. Joseph's Dreams -- Genesis 37:1-11.
- 37. Joseph is Sold -- Genesis 37:12-36.
- 38. Joseph and Potiphar's Wife -- Genesis 39:1-20.
- 39. Joseph in Prison -- Genesis 39:20 to 40:23.
- 40. Joseph is Made Governor of Egypt -- Genesis 41.
- 41. Joseph's Brothers Go to Look for Food -- Genesis 42.
- 42. Joseph's Brothers Return with Benjamin -- Genesis 43:1 to 44:13.
- 43. Joseph Makes Himself Known to his Brothers -- Genesis 44:14 to 45:24.
- 44. Jacob Comes to Egypt -- Genesis 45:25 to 47:28.
- 45. Jacob Blesses His Sons and Dies -- Genesis 47:27 to 50:26.
- 46. Review Part 5.
- 47. Review of the Entire Book of Genesis.

Margaret Elliott
2009

The Outline for Exodus is found in SECTION 2 -- EXODUS.

TEACHER'S HELPS GENESIS and EXODUS

All material for this course is based on the New King James Version.

SECTION 1 -- GENESIS

This is Section 1 of a two-part series studying Genesis and Exodus.

Included in this packet of 47 lessons for **Section 1 -- Genesis**:

Outline of Section 1 -- **Genesis**.

Teacher's Helps -- **Genesis**.

Large pictures to use as visual aids in an accordion book (see instructions below);
Maps.

Pages of many languages (Lesson 7).

Younger Students' worksheets are activities using special copies of the large visual aid pictures (Each younger student needs one copy).

Older Students worksheets (Each older student needs one copy).

Pages of Extra Things for Worksheets for Younger Students; other pages for Older Students.

Pages of Patterns for Worksheets for Younger Students.

A Cover for the worksheets for each of the 5 Parts.

Pages to make the Game for the Review Lessons.

A Family Tree chart for Older Students to fill in.

Pages of special activities (one for each Part) with patterns and instructions.

Lists to memorize.

Days of Creation

Twelve Sons of Jacob

Memorization

Lists

1. The list of the Days of Creation to take home (Lesson #1) to study.
2. The list of the Twelve Sons of Jacob will be taken home with lesson 34.

Verses

Each lesson has an identifying verse or verses. These should be memorized whenever possible. At the very least they should be read several times from the worksheet and identified with the large visualized picture during the lesson. These verses are used in the game for **Older** students to be matched with the picture they represent. Many of the verses are abbreviated to give the outstanding information only.

Visual Aids for Genesis

One of the purposes of this course is for the students to learn as well as possible the events in each book in chronological order.

To aid in this purpose all the pictures and verses are coordinated:

- the pictures on each worksheet;
- the set of enlarged pictures for the accordion book;
- and the pictures for the **game** (a portion is to be made for each review).

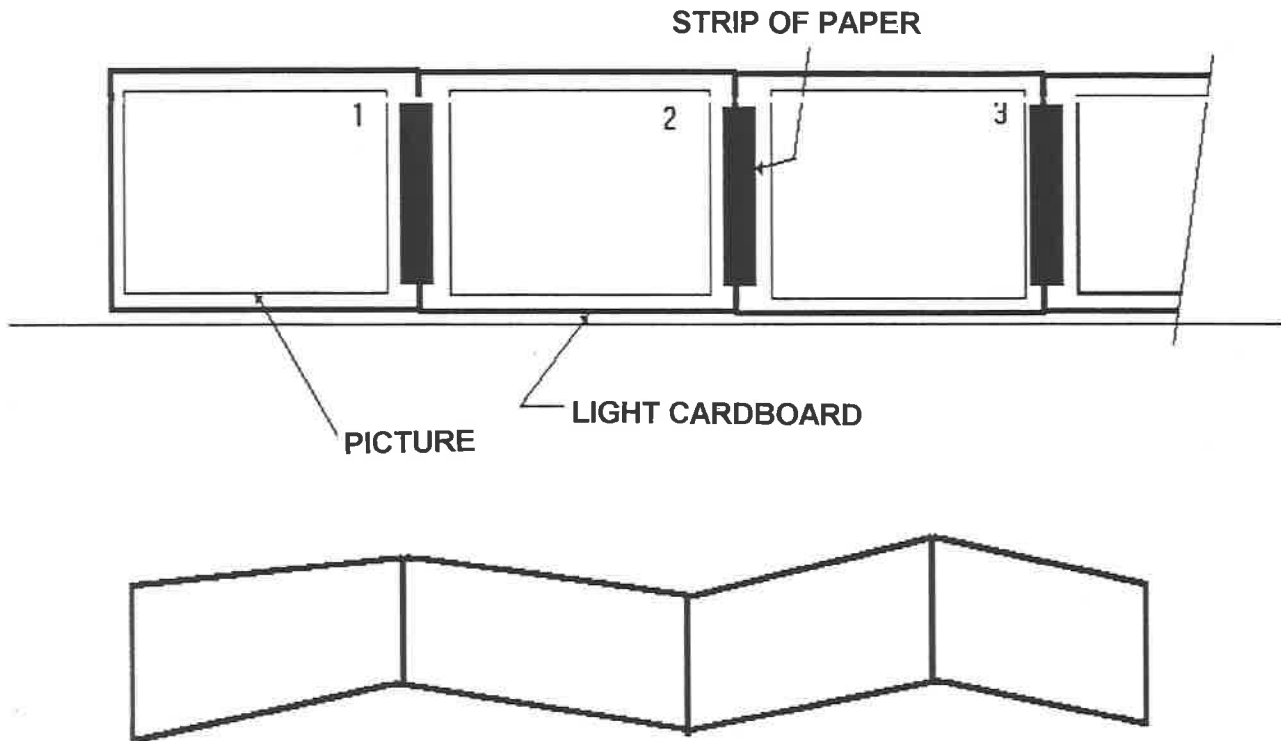
In this way the students see the same picture many times to help the event stick in their minds.

The Accordion Folded Book

To make an accordion book for both ages that will stand up on the table: (See diagram below)

1. Cut pieces of medium weight cardboard the size of the large pictures.
2. Fasten the pieces of cardboard together end to end with strips of paper.
3. Paste the strips of paper lengthwise on the end of the cardboard, half on each of two

- pieces of the cardboard with half an inch space between the cardboards.
4. At the end of the second piece of cardboard paste another strip and a third cardboard to this strip.
 5. Continue until you have the number of pieces of cardboard needed.
 6. Paste the pictures that do **NOT say *Younger Worksheet*** in numerical -- chronological order onto the cardboard.
 7. Fold the mounted pictures in opposite directions.
 8. When it is time for a new Part, add more pieces of cardboard in the same manner. This makes it easier to fold the pictures into an accordion book.



Using the Accordion Folded Book

Use lots of repetition and take time each week to review, at least once, the theme of the previous lessons (illustrated in the pictures) along with the verses (for Older students).

At the end of the study of Genesis there is an extra review lesson to cover the entire book.

Game

Beginning with Lesson 4, make the game, adding new cards each lesson.

1. Each **Older** student needs a copy of both the pictures and the verses for each Part as the lessons progress from Part 1 to Part 5. Each **Younger** student needs a copy of the pictures only.
2. Paste the pages for the Part to light cardboard.
3. Place them under heavy books or other objects until they are thoroughly dry.
4. When dry, the students cut their pictures and verses on the lines and writes their name on the back of each piece .
5. Each student needs an envelope in which to keep his game to which will be added more pieces with each Part.

Always spend sufficient time with the **Older** students repeatedly reading the verse that goes with the picture of each lesson. This coordination is very important in order for the game of the review lessons to function.

Family Tree Chart

In addition to worksheets, there is a Family Tree Chart for the Older students to be filled in as the people appear in the stories. A completed copy as the Teacher's Key is included.

Younger Students' Picture Worksheets

Worksheets for the Younger Students are special copies of the same full-page pictures used to make the accordion book. These helps offer a specific idea of how to decorate the picture-worksheet of each lesson. As the students work, talk about the picture, using ideas from the Older worksheets.

Special Activities for Genesis

Instructions and patterns for each special activity are on separate pages.

Part 1 -- clothespin animals.

Part 2 -- a large tent of cloth.

Part 3 -- a well of clay and a clay water pot.

Part 4 -- double stand-up sheep and goats.

Part 5 -- standup figures of the 12 sons of Jacob.

Maps

Make a large-sized copy of the enclosed maps to be used throughout the course. Make a small red flag and attach it to a pin to use as a marker on the map. OR Paste a small picture at the place where it happened.

Each older student should have smaller copies to follow along.

Before You Begin Teaching This Course

IMPORTANT NOTE: Read all the chapters included for each PART before you begin to prepare the first lesson of that Part. This will give you a more comprehensive idea of what is happening. Remember it is a continuing story, not just separate events. There sometimes is overlapping in the lessons. Having read all the chapters will help you to make the proper divisions.

PART 1 -- THE CREATION, ADAM AND NOAH

Read Genesis, Chapters 1 through 11.

Lesson 1

Story: The Creation -- Genesis 1:1 to 2:3.

Application: The world was planned and made by God.

Study Helps: "Genesis" means "beginning." Genesis tells the beginning of the world and of man. Also the beginning of sin, of rain, of sacrifice, and others.

In the New King James Version when you see LORD it means that the Hebrew has the name of the LORD which is Jehovah. LORD has been used in any quote where it occurs in the text. It would be good to explain this to the students.

NOTE: Lesson 2 is about the creation of man and woman. They will of course, be included as part of Lesson 1 but not in detail. The details are for Lesson 2. Take time to review Lesson 2 now so that you are acquainted with the emphasis of the study in both lessons.

Visual Aids: Begin the accordion book.

Worksheet: Younger: Pictures of the sun, moon, stars and fish to complete the large picture of creation are on Extra Things for Worksheets Younger, page 1. Teacher cuts them out ahead of

class and students paste them. Then, color the night sky dark. Color the day sky blue. Talk about who made the things in the picture.

Older: After the lesson, drill the students in what was created each day so that they will have little difficulty arranging the small pictures in proper order. Pictures to paste are on Extra Things for Worksheets Older, page 1.

Part 1 Cover --Students color the words, *Genesis* tells us about: *Creation*, *Adam* and *Noah* and the picture that goes with this lesson. Print *Creation* under the correct picture.

At the end of class give each student a page with the list of the **Days of Creation**. Tell them this is an assignment to be memorized at home. You will check to see who can say them next week or during the next several weeks. Also place a duplicate sheet in each student's folder. When the student can say them all correctly, place a star on his folder sheet.

Verse: Memorize the verse that goes with the picture of the lesson-- *Genesis 1:1*.

Special Activities: Begin the activity for Part 1 which is to make stand-up animals, using pincher clothespins. There are 7 animals. Each animal will need 2 clothespins. Animals may be colored first. Then paste on light cardstock. Dry well. Cut out and attach clothespins. See patterns and instructions on separate pages.

Lesson 2

Story: The Creation of Adam and Eve -- *Genesis 1:26-30* and *2:4-25*.

Application: God made man in His own image. That means that each of us is made in the image of God.

Study Helps: A copy of the chart from the course *The World We Cannot See* is enclosed. Discuss with the class the differences between man and animals.

Explain being made in the image of God: God is a Spirit and man also has a spirit. Animals do not have spirits. Things that show that we are made in God's image (worksheet) are that man can talk, think, be sad or happy and laugh.

In addition to the Scriptures on the Older worksheet--*God's Command to Man* and *What Did God Give to Man*-- *Psalms 8:4-8* says "You have made him man to have dominion over the works of Your hands; You have put all things under his feet, All sheep and oxen--Even the beasts of the field, The birds of the air, And the fish of the sea That pass through the paths of the seas."

Explain: "helper comparable" (*2:18*) -- Some older versions of the Bible say "helpmeet." Others say "suitable." Someone has pointed out that God did not make the woman from a bone in man's foot so he could walk on her. Nor did God make her from a bone in man's head so she could rule over the man. God made woman from a rib from man's side so she could walk beside him, work with him, and help him.

The first use of the word: "command" is in *Genesis 2:16*. A command is an order given by an authority (God) that is to be obeyed.

Visual Aids: Picture for the accordion book.

Magazine or newspaper pictures of people and animals.

Map -- the *Garden of Eden*. The exact location is not known but because two rivers are named that we know today it is possible that it was in the area marked on Map 1.

Worksheet: All Students: Cover for Part 1 -- picture and words--*Adam* and *Eve*.

Younger: Paste bits of raveled yarn for "hair" on Adam and Eve. Talk about God's plan that marriage is to be between one man and one woman. Other ideas on Older worksheet.

Older: Answers to "Important Facts to Remember": *spirit, talk, think, sad, happy, laugh*.

Verse: Check to see if anyone is ready to say the days of creation.

Genesis 1:27 abbreviated: God created man in His own image... male and female He created them.

Special Activities: Clothespin animals.

Lesson 3

Story: The First Sin -- Genesis 3.

Application: Where and when sin began on the earth.

Study Helps: Temptation is the urge, the strong desire to sin. James 1:12-15 God does not tempt us but He allows Satan to tempt us. 1 John 2:15-17 divides temptations into 3 groups-- "lust of the flesh" the strong desire to use our bodies in the wrong way; "lust of the eyes"--the strong desire to do something wrong because of what we see; "pride of life"--the strong desire to do what will make us better than others, to be famous, to show off how great we are. We can choose to follow the urge or refuse it. Eve followed all three urges.

1 Timothy 2:11-14 Eve was deceived; Adam sinned knowing what he did.

Revelation 12:9 gives names and identities of Satan, including one who deceives.

Sin is disobeying what God has said for us to do or not to do. (1 John 3:4)

Be sure not to call the forbidden fruit an apple. The Bible does not say what kind of fruit it was.

Visual Aids: Accordion book.

Worksheet: Younger: Use the serpent pattern on Patterns for Worksheets Younger, page 1. to cut out a green serpent to paste on the picture. Color picture. Other ideas on Older worksheet.

Older: Boxes telling the punishments for students to paste in the correct places are on Extra Things for Worksheets, page 1. Be ready to explain 1 John 2:15-17 (see Study Helps).

Cover: No picture today.

Verse: Genesis 3:6 abbreviated: The woman saw that the tree was good for food... she took of its fruit and ate... She also gave to her husband... and he ate.

Ask: each week, "Who can say the days of creation?"

Special Activities: Clothespin animals.

Lesson 4

Story: Cain and Abel -- Genesis 4 and 5.

Application: Jealousy and anger can cause you to do worse sins.

Study Helps: Hebrews 11:4 gives us inspired insight into Cain and Abel.

Explain:

sacrifice--giving something special of your own to God as a gift. Sometimes the sacrifices were burnt on an altar.

wanderer--a person who moves around and doesn't have one special place as his home.

Visual Aids: Accordion book.

Worksheet: Younger: Prepare cotton and dried grass to represent the sacrifices so that the students can paste them on the sacrifices in the picture. Talk about the application of the lesson.

Verse: Genesis 4:3,4 --Cain brought an offering of the fruit of the ground to the LORD. Abel also brought of the firstborn of his flock and of their fat.

Special Activities: **Game:** Begin making the game, adding new cards each lesson. See the instructions on Page 2 of these Helps.

Lesson 5

Story: The Flood Destroys the Earth -- Genesis 6 and 7; 2 Peter 2:5.

Application: God hates sin and He will not always wait for man to stop sinning.

Study Helps: Explain: flood--when water covers land.

Others scriptures of interest: 1 Peter 3:20,21; Matthew 24:37-39; 2 Peter 2:5; Psalm 104:3-9; Hebrews 11:7.

Visual Aids: Accordion book. Pictures of animals (Library books, encyclopedias, magazines).

Worksheet: **Cover:** picture and words -- Noah.

Younger: A puzzle of the animals entering the ark. **Teacher:** Well before class, the pattern for cutting should be pasted on the back of the picture with a piece of lightweight cardboard between the picture and cutting pattern. Allow it to dry under heavy weight. **Students** in class color the picture. **Teacher** cuts it along the lines on the back, extending each cutting line across the borders. In the next lesson session the students can put the puzzle together. Place the pieces for each puzzle in a separate envelope with the student's name. **Older:** Genesis 6:15,16 give us the dimensions in cubits.

Change the cubits to inches and then to feet.
length 300 cubits = 5400 inches = 450 feet.
height 30 cubits = 540 inches = 45 feet.
depth 50 cubits = 900 inches = 75 feet.
Each deck was 10 feet high.

Verse: Genesis 7:5,6 -- Noah did according to all that the LORD commanded him...and the floodwaters were on the earth.

Special Activities: Continue making the clothespin animals.

Lesson 6

Story: A New Beginning -- Genesis 8:1 to 9:17.

Application: God keeps His promises.

Visual Aids: Accordion book.

Map--Locate the mountains on which the ark came to rest: Ararat (8:4).

Worksheet: **Younger: and Older:** Color the rainbow by following the numbers and key from top to bottom--1=red, 2=orange, 3=yellow, 4=green, 5=indigo blue, 6=violet.

Older:

How Long Was Noah in the Ark?

Came out of the ark (8:13,14)
year 601 month 2 day 27

Entered the ark (7:11)
year 600 month 2 day 17

Total time
1 year 0 months 10 days

Teacher: Be careful with 8:13,14.
Verse 13 tells the year
BUT verse 14 tells the month and
day when Noah was told to leave
the ark.

Verse: Genesis 9:13,15 -- "I set My rainbow in the cloud...the sign...between Me and the earth...the waters shall never again become a flood to destroy all flesh."

Special Activities: Clothespin animals.

Lesson 7

Story: The Tower of Babel -- Genesis 11:1-9.

Application: Languages come from God.

Visual Aids: Accordion book.

Map -- Locate (11:2) Shinar, (Babel--Babylonia).

Chart of many languages included in this packet.

Worksheet: **Cover:** picture and words -- Tower of Babel. **Younger:** With a pencil follow the stairs from the bottom to the top of the tower. Adapt ideas on Older worksheet for discussion.

Verse: Genesis 11:9 -- Its name is called Babel, because there the LORD confused the language of all the earth.

Special Activities: Finish the clothespin animals.

Lesson 8 **Review of Part 1.**

Worksheet: There are no worksheets for review lessons. No large picture for Accordion Book.

Game:

This is the first part of a game. Each review lesson will add more. It is made up of duplicate pictures and verses from the worksheets and accordion book.

Older Students: **The object of the game** is to put the pictures in chronological order and match it with the verse that identifies it. Repeated playing the game will help the students to remember the important people and events of Genesis.

Younger Students: Those who cannot read can put the pictures in the correct order and repeat aloud the verses or name the people and event.

Variations of the game:

Individuals trying to do it without error.

Two students competing against each other.

The class divided into teams to compete.

Each time the game is played, the students shuffle their two piles of cards before matching them.

From now on, when you have extra time in a class period, use the game.

IMPORTANT: These game pieces **must stay** in an envelope in each student's folder because they will be used throughout Section 1 as we study Genesis.

PART 2 -- ABRAHAM **Read Genesis, Chapters 11 through 20.**

Lesson 9

Story: Abram's Trip -- Genesis 11:27 to 12:20.

Application: We must believe what God says and obey Him like Abram did.

Study Helps: Hebrews 11:8-10 (used on the worksheet).

Imagine with the students what it would be like to have to pack up and leave your home to go live somewhere you had never seen in a far away land.

Do not spend much time with Abram's time in Egypt and his lie about his wife except to show that he was not a perfect man. However, God had a plan for him and he had great faith in God. Abram lies about his wife again later (Lesson 17) at which time the main topic will be that telling half the truth is telling a lie.

Visual Aids: Map -- Move the flag on a pin to each place as you tell the story. Ur (11:28); Haran (11:31; 12:4); Canaan (12:5), Shechem (12:6); Bethel (12:8 east of Ai); Egypt (12:10).
Accordion book.

Worksheet: All Students: Cover for Part 2 -- Color the words *Genesis tells us about Abraham*. Color the picture of the caravan of people and write Abram under the picture.

Younger: Color the picture of the caravan. Talk about who was moving to where.

Older: Answers to *Map of Abram's Trip* -- 11:31 Ur; 11:31 Haran; 12:4 Haran; 12:5 Canaan; 12:6 Shechem; 12:8 Bethel; 12:10 Egypt.

Verse: Genesis 12:1 -- "The LORD had said to Abram: "Get out of your country from your family and from your father's house...to a land that I will show you."

Special Activities: Part 2--Make a tent big enough for a child to sit in. When the tent is complete, each student can take a turn sitting in it. Keep the tent in place throughout Part 2 so everyone remembers the way Abraham lived.

Older: Begin filling in The **Family Tree** page. Today: Terah (11:27) is already on the chart because he is the beginning of the story of Abraham. Today add-- *Abram, Sarai* (11:29). Notice that Abram's brother Nahor and his wife Milcah (11:29) as well as Haran and son Lot (11:27) are also already on the chart. They will be mentioned in later stories also. A completed copy of The Family Tree is enclosed for the teacher's use.

Game: Each week, as time permits, have the students prepare the picture and verse that go with the lesson. That way they can be building the game weekly.

Lesson 10

Story: Abram and Lot Separate -- Genesis 13.

Application: There is always a peaceful way to resolve a quarrel.

Study Helps: Explain: herd -- a group of cattle. flock -- a group of sheep.
descendant -- people born to a person starting with their children, and continuing with grandchildren, great-grandchildren, etc. The Bible itself explains in Genesis 46:6, 7.

Visual Aids: Accordion book

Map --Bethel (Ai 13:3); plain of Jordan (13:10) Sodom, Gomorrah, Zoar (13:10); Mamre in Hebron (13:18)

Worksheet: Younger: Color figures on Extra Things for Worksheets Younger, page 1. Cut them out on the broken lines. To make the spring: 1. Cut it out on the broken line. 2. Fold it back and forth on the solid lines. 3. Paste one end to the back of the figures. 4. Paste the other end to the same figures on the picture. This gives a shadow effect. Use *Things to Talk About* on Older page.

Older: Things that children quarrel about: *toys, being first, food, who will sit by the window in the bus or car, space to play in the house, angry words, name calling*, etc. How to solve quarrels: Let others choose first; take turns; ask an adult to help; separate; etc.

Cover -- picture of Abram and Lot; word -- Lot

Verse: Genesis 13:8 -- Abram said to Lot, "Please let there be no strife between you and me...for we are brethren."

Special Activities: **Older:** **The Family Tree** Point out Lot and his relationship to Abram.

Lesson 11

Story: Abram Rescues Lot -- Genesis 14.

Application: We should help our family when they are in trouble. (But be sure to explain that Christians do not fight with weapons or fists to help others.)

Study Helps: Christian's way of fighting: Eph. 6:11-18; 2 Cor. 10:3-5.

Explain: tithe -- one-tenth of what you have. If you have 10 dollars then one of the dollars would be one-tenth.

Visual Aids: Accordion book.

Map -- Shinar, Elam, Sodom, Gomorrah, Zoar (14:1,2); Salt Sea (14:3); Damascus (14:15); Salem (14:18).

Worksheet: **Younger:** In addition to the worksheet, have 10 pennies. Lay them out and talk about how much one-tenth would be. This will give the children an idea of how Abraham divided the things to give to Melchizedek.

Verse: Genesis 14:16 -- "*Abram* brought back all the goods, and also...his brother Lot and his goods...and the people."

Special Activities: tent.

Lesson 12

Story: God Repeats His Promise to Abram -- Genesis 15.

Application: God makes promises but we have to wait until He is ready to keep them.

Study Helps: Ask the students if they have ever tried to count the stars. What a fantastic promise God made to Abram, a man who was getting old and who had no children yet.

Explain: covenant -- a treaty, agreement between two people.
righteousness -- right according to God.

Visual Aids: Accordion book.

Map -- Locate the area of land that God was promising to Abram's descendants (15:18).
"To your descendants I have given this land, from the river of Egypt to the great river, the River Euphrates." NOTE: "the river of Egypt is a small river as indicated on the map. It is NOT the Nile River which is in Egypt.

Pictures of the heavens at night showing the stars.

Worksheet: **Younger:** Buy sticker stars for the students to put on their large pictures.

Verse: Genesis 15:4,5 -- *God* brought him outside and said, "Look now toward heaven, and count the stars if you are able to number them...So shall your descendants be."

Lesson 13

Story: The Birth of Ishmael -- Genesis 16:1 to 17:9 and 17:15-22.

Application: Being impatient can get us into trouble.

Study Helps: Ishmael became the father of the Arabs.

Prepare a discussion about times the students got impatient and got into trouble.

Some examples:

Got tired of waiting for supper and took some bread without asking.

Got tired of helping little brother and pushed him away.

Got tired of trying to do my math problems and tore up the paper.

Visual Aids: Accordion book.

Worksheet: Cover -- Ishmael. **Younger:** Paste a flannel blanket on the baby. Talk about *God's law of Marriage* on Older worksheet.

Verse: Genesis 16:15 -- "Hagar bore Abram a son; and Abram named his son Ishmael."

Special Activities: **Older:** **Family Tree:** (*Hagar*) *Ishmael* (16:3,15). Under Abram write *Abraham* (17:5); Under Sarai write *Sarah* (17:15).

Lesson 14

Story: Three Visitors -- Genesis 18:1-16.

Application: We must always be polite to visitors who come to our house.

Study Helps: When angels appeared to people they looked like men. These three men would seem to be angels because they came with messages from God. Sometimes even the name, "the LORD," is used for one of them when he speaks to Abram. Later in chapter 19:1, two of them are called angels when they arrive at Sodom.

Visual Aids: Accordion book.

Map -- Mamre.

Worksheet: Younger: Figure of Abram and 3 visitors on Extra Things for Worksheets Younger page 1. Color, cut out, and paste them on the background to complete the picture.

Older: Pictures to paste in correct order are on Extra Things for Worksheets, Older, page 1. Order: Abraham sees men coming; Abraham talks to Sarah; the food; Abraham sits with visitors; Sarah laughing; Abraham sees men leave.

Verse: Genesis 18:13,14 -- The LORD said to Abraham... "At the appointed time I will return to you...and Sarah shall have a son."

Special Activities: tent.

Game: Each week, as time permits, have the students prepare the picture and verse that go with the lesson. That way they can be building the game weekly.

Lesson 15

Story: Abraham's Prayer -- Genesis 18:16-33.

Application: We should not be afraid to talk to God about anything.

Study Helps: God does not have a conversation with us but He aids our minds to understand what He wants us to do based on what He has told us in the Bible.

Visual Aids: Accordion book.

Map -- Sodom, Gomorrah.

Worksheet: Younger: Figure of Abraham praying on Extra Things for Worksheets Younger page 1. Color, cut out, and paste him on the background to complete the picture. Talk about *Why de we want to talk to God?* on Older worksheet.

Verse: Genesis 18:20, 23 -- The LORD said, "The outcry against Sodom and Gomorrah is great, and their sin is very grave" Abraham came near and said, "Would You also destroy the righteous with the wicked?"

Lesson 16

Story: The Destruction of Sodom and Gomorra -- Genesis 19:1-29.

Application: God hates sin but He has mercy on those who believe in Him.

Study Helps: Other scriptures that give a fuller picture of Sodom and Gomorrah: Ezekiel 16:49, 50; Jude 7; 2 Peter 2:6-9.

Do not dwell on the sexual perversion of the Sodomites, but say that they wished to sin with the visitors like the homosexuals of today.

Visual Aids: Accordion book.

Map -- Sodom (19:1,28), Gomorrah (19:28), Zoar (19:29).

Worksheet: Younger: Use the patterns of fire on Patterns for Worksheets Younger, page 1, to cut fire from red paper. Students paste the fire coming down from heaven over the cities.

Older: Patterns for students to cut fire from red paper are on Extra Things for Worksheets Older, page 2. Paste coming down from heaven on cities.

Verse: Genesis 19:24, 25 -- "The LORD rained brimstone and fire on Sodom and Gomorrah... So He overthrew those cities."

Lesson 17

Story: Abraham Tells Half of the Truth -- Genesis 20.

Application: To tell only half of the truth to hide something is to actually to tell a lie.

Study Helps: This is the second time that Abraham has done this (see Lesson 9--Gen. 12:10-20). Genesis 20:12 explains how it was a half truth. Even though he believed God, he sometimes did things wrong. **Spend time with examples of half truths that are lies.**

Half Truth	Whole Truth
"Why are you so mad?" "He hit me."	"I hit him first and he hit me back."
"Who is this?" "She's my best friend."	"She's my sister, who is my best friend."
"What did you buy?" "I bought the bread you said to get."	"I bought the bread you said to get and some candy."
"Did you finish your math homework?" "Yes, I did."	"I did 9 of the problems and my father did the last one."
"How did you tear your dress?" "I fell down when Judy pushed me."	"Judy was pushing me to help me learn to ride her bike and I fell down."

Visual Aids: Accordion book.

Map -- Gerar (20:2).

Worksheet: Cover: -- Sara. **Younger:** Pattern to make a cloth robe for Abraham is on page 1 Patterns for Worksheets Younger. Teacher cut a slit in the cloth robes and around Abraham's hand before the students paste the cloth robe so that his hand will be outside the robe. Use idea on Older worksheet. **Older:** Figures to paste are on Extra Things for Worksheets, Older, page 2.

Verse: Genesis 20:2 -- Abraham said of Sarah his wife, "She is my sister."

Lesson 18 **Review Part 2**

Have the students tell the stories of Abraham. As each one tells a story, the student can sit in the **tent** facing the class. There is no large picture for the Accordion Book.

Continue the **game**. See the instructions with the first review, Lesson 8.

PART 3 -- ISAAC **Read Genesis, Chapters 21 through 26.**

Lesson 19

Story: The Birth of Isaac -- Genesis 21:1-20.

Application: We can believe God because He keeps His promises.

Visual Aids: Accordion book.
Map -- Beersheba (21:14).

Worksheet: **Younger:** Put gray "hair" on Sarah and Abraham. Use raveled yarn.

Verse: Genesis 21:2 -- Sarah conceived and bore Abraham a son in his old age, at the set time of which God had spoken to him.

Special Activities: **Older:** **Family Tree:** *Isaac* (21:3).

Lesson 20

Story: Abraham Makes a Covenant -- Genesis 21:22-34.

Application: We can live in peace with others, if each one makes an agreement with the other.

Study Helps: Background material for this lesson is found in Genesis 20.

Explain: **covenant** -- an agreement, a treaty, a formal promise with an oath made by 2 people or by 2 or more nations.

Visual Aids: Accordion book.
Map -- Beersheba.

Worksheet: **Younger:** Two figures to cut out and paste on springs over figures on the picture. Extra Things for Worksheets Younger, page 2. Color figures. Cut them out on the broken lines. To make the springs: 1. Cut them out on the broken line. 2. Fold each back and forth on the solid lines. 3. Paste one end to the back of the figure. 4. Paste the other end to the same figure on the picture. This gives a shadow effect. Use *How Many?* on Older worksheet.

Verse: Genesis 21:27 -- Abraham took sheep and oxen and gave them to Abimelech, and the two of them made a covenant.

Special Activities: Each student begins making a well out of "clay." See instructions included.

Lesson 21

Story: Abraham Sacrifices Isaac -- Genesis 22:1-19.

Application: Abraham had faith that God keeps His promises. We must also believe what God says and obey Him.

Study Helps: Hebrews 11:17-19.

Visual Aids: Accordion book.

The Map--locate land of Moriah (22:2), Beersheba.

Worksheet: **All Students:** **Cover for Part 3** -- color words and identify Isaac.

Younger: Paste cotton on the ram. Talk about Hebrews 11:17-19.

Verse: Genesis 22:12 -- The LORD said, "Now I know that you fear God, since you have not withheld your son, your only son, from Me."

Lesson 22

Story: Abraham Buys a Cave -- Genesis 23.

Application: Abraham asked to buy what he needed. We should ask before we use something that belongs to someone else.

Study Helps: Explain the hard words in the Verse:

foreigner--someone from another country.

property--things, like land and houses, owned by a person.

Visual Aids: Accordion book.

Map -- Hebron (23:2).

Worksheet: **Cover:** identify Abraham. **Younger:** Color the picture. Talk about *What should you do if:* on Older worksheet.

Older: Discuss the section, *What should you do if:* with the students.

Verse: Genesis 23:4 -- Abraham said "I am a foreigner and a visitor among you. Give me property...that I may bury my dead."

Lesson 23

Story: A Wife for Isaac -- Genesis 24.

Application: It is very important to choose carefully whom you will marry.

Visual Aids: Accordion book.

The Map--the journey of the servant from Hebron (23:19) to Haran (the city of Nahor) (24:10) in MESOPOTAMIA.

Worksheet: **Cover:** Identify Rebekah. **Younger:** Patterns for making clothes out of cloth for the servant and Rebekah are on Patterns for Worksheets Younger page 2.

Older: Prepare small pictures on Extra Things for Worksheets Older, page 2 for students to paste in the correct order. Abraham talks to servant; camels leaving; Servant prays at well; Rebekah pours water; servant talks to Laban; Laban, Bethuel, Rebekah; camels return; Isaac welcomes Rebekah.

Verse: Genesis 24:67 -- Isaac took Rebekah and she became his wife, and he loved her.

Special Activities: Finish the well and make a small water pot out of clay.

Older: Add to the **Family Tree:** *Rebekah* (24:15). Point out Rebekah's family which is already on the chart; Nahor and Milcah (24:15), her father Bethuel (24:15), and her brother Laban (24:29). Begin asking questions about family relationships such as, "Who was Isaac's father? his mother? Who was Abraham's wife?" etc.

Lesson 24

Story: Esau Sells His Birthright to Jacob -- Genesis 25:8-11,19-34.

Application: Sometimes things seem very important at the moment, but if we do it now, how will it affect the future? Think before you decide to do something.

Study Helps: Background: Genesis 25:7-11

Explain: firstborn-- the first place, the place of most importance among the children, having to do with authority and what the person receives of his father's things when the father dies. The firstborn became the head of the family and received a double amount of his father's things. The firstborn rights were given to the son whom the father chose and was not necessarily the son born first.

swear--to say something is true, calling on the name of God as your witness.

Visuals: Map -- Mamre (25:9).

Worksheet: **Younger:** paste small sticks and clear red paper fire under pot. Use ideas from *Choosing What is Most Important* on the Older worksheet.

Older: Discuss the part, *Choosing What is Most Important* with the students. Use other examples also. **Cover:** Identify Jacob and Esau.

Verse: Genesis 25:33 -- Esau swore to him, and sold his birthright to Jacob."

Special Activities: **Older:** **Family Tree:** *Jacob* (25:26), *Esau* (25:25). Ask "Who?" questions about family relationships. Ex: "Who was Jacob and Esau's grandfather?"

Lesson 25

Story: Isaac's Wells -- Genesis 26:1-33.

Application: It is better to let someone take your things than to fight about it.

Study Helps: Related scriptures for your study: Mateo 5:9; 1 Corinthians 6:1-11.

Explain: oath -- a sworn agreement.

covenant -- an agreement, a treaty, a formal promise with an oath made by 2 or more people or by 2 or more nations.

Visual Aids: Accordion book.

Map -- Gerar (26:6), Beersheba (26:23,33).

Worksheet: **Younger:** Paste the well (on Extra Things for Worksheets Younger page 1) between Isaac and Abimelech. Use *Choosing to do what we should* on Older worksheet.

Older: Discuss the part, *Choosing to do what we should* with the students. Use other examples.

Verse: Genesis 26:28 -- *The Philistines said to Isaac*, "Let there now be an oath between us, between you and us... and let us make a covenant with you."

Special Activities: the well and water pot.

Lesson 26**Review of Part 3**

No large picture. **Game:** Continue with the game. See the instructions with Lesson 8.

PART 4 -- JACOB

Read Genesis, Chapters 26 through 35.

Lesson 27

Story: Jacob Receives the Blessing -- Genesis 26:34 to 28:5.

Application: To lie and steal are sins even when someone in the family says to do them.

Study Helps: Background: Lesson #24, the contrast between Jacob and Esau.

Explain: blessing--something good that a person receives.

hate--to not be able to stand the sight of another.

Visual Aids: Accordion book.

Worksheet: Younger: Paste lamb's wool on Jacob's neck and arms. Talk about how bad it is to tell a lie. **Older:** The worksheets of Part 5 include code words. The code card for each student is on Extra Things for Worksheets Older page 2. Have them ready to distribute. Explain how to decipher a code. Be sure the students save their code cards in their folders. Discuss how Jacob's family should have acted. Answers to *One Lie Leads to Another* **1+1+3+1+1+1=8**.

All Students: Cover for Part 4 -- Color words and identify Jacob.

Visual Aids: Accordion book.

Map -- Beersheba (26:33), Haran in PADAN-ARAM (27:43; 28:2).

Verse: Genesis 27:41 -- Esau hated Jacob because of the blessing with which his father blessed him.

Special Activities: Each student begins making stand-up figures of sheep and goats. See patterns and instructions on separate pages.

Older: Family Tree: Genesis 28:5 gives some of the names already on the tree. Point them out so the students can understand who is related to whom.

Lesson 28

Story: Jacob's Vision -- Genesis 28:6-22.

Application: God had special ways of speaking to people long ago. Now He speaks to us when we read the Bible.

Study Helps: Be sure to explain the meaning of the word in Gen. 28:17 "awesome"-- fear mixed with reverence and wonder. Only God and the things associated with God are awesome. The way people use this word nowadays is totally wrong because every little thing is said to be awesome. Study the use of the word in the Bible.

God uses imperfect and even wicked people to carry out His purposes. It does not mean that God approves of the sins of the person He is using. Abraham lied as did Isaac also. Now we have Jacob who plotted with his mother to deceive his father. But God was using him because God had a long-range plan. Jesus was the only perfect, sinless person in God's plan.

Visual Aids: Accordion book.

Worksheet: Younger: Teacher: Well before class, the pattern for cutting should be pasted on the back of the picture. Allow it to dry under heavy weight. **Students** in class color the picture. **Teacher** cuts it along the lines on the back, extending all lines across the borders. In the next lesson session the students can put the puzzle together. Place the pieces for each puzzle in a separate envelope with the student's name. **Older:** Code cards.

Verse: Genesis 28:14 -- *The LORD said to Jacob, "In you and in your seed all the families of the earth shall be blessed."*

Lesson 29

Story: Jacob Comes to the Well -- Genesis 29:1-13.

Application: We should be ready and willing to help someone weaker than we are.

Study Helps: Explain: flock--a group of sheep.

Visual Aids: Accordion book.

Make a well of clay pieces resembling stones. Make a flat piece for the top.

Map -- Haran.

Worksheet: **Younger:** Paste bits of cotton on sheep. Cut palm leaves out of green paper to paste on the palm trees. Fold in the middle, a piece of green construction paper or crepe paper 3" wide and 1½" long. Place the pattern (on Patterns for Worksheets Younger, page 2) on the fold and cut out the leaf through both thicknesses. Open and paste only one side to the worksheet. Each student needs 4. Also talk about *What can you do to help...* on the Older worksheet.

Verse: Genesis 29:10 -- When Jacob saw Rachel...and the sheep...Jacob went near and rolled the stone from the well's mouth, and watered the flock.

Special Activities: double stand-up sheep and goats.

Lesson 30

Story: Jacob Gets Married -- Genesis 29:14 to 30:13,17-24.

Application: Having more than one wife causes problems because it not according to God's way.

Study Helps: Explain that God allowed men to have more than one wife according to the custom of the times. However, it never was according to His plan. God wanted man to have only one wife. Genesis 2:18-25; Matthew 19:4-6. Jesus says that people who do not follow God's plan have hard hearts, want to do things their own way.

Visual Aids: Accordion book.

Worksheet: **Cover:** Identify Rachel and Leah. **Older:** Code cards. **Younger:** Instead of an activity on the picture for Lesson 30, talk about God's important command for marriage--one man and one woman. Enclosed is a special page of the figures of a modern day bride and groom, titled *God's Command for Marriage, One Man and One Woman*. Each student needs a copy mounted on lightweight cardboard. 1. The teacher ahead of time cuts out the bride and groom just inside the broken lines. 2. Cut out the stands. 3. To make the stands: fold the stand on the small solid line. 4. Students paste the tab to the back of the figure at the waist line. Stand them.

Verse: Genesis 29:30 -- *Jacob...loved Rachel more than Leah. And he served with Laban still another seven years.*

Special Activities: double stand-up sheep and goats.

Older: **Family Tree:** *Leah* (29:23), *(Zilpah)*(30:9), *Rachel* (29:28), *(Bilhah)*(30:4). Ask "Who?" questions about family relationships.

Lesson 31

Story: Jacob Flees From Laban -- Genesis 30:25 to 31:21.

Application: When families have problems with relatives, it is better to separate.

Study Helps: Explain: countenance -- face.

livestock -- farm animals: sheep, goats, cattle, etc.

Jacob's rods -- This is a strange story but one thing we know that whatever was going on, God was working in favor of Jacob.

Visual Aids: Accordion book.

Map -- mountains of Gilead (31:21).

Worksheet: **Older:** Code cards. Younger: Talk about what you should do when someone lies to you.

Verse: Genesis 31:13 -- *God said to Jacob, "Arise, get out of this land, and return to the land of your family."*

Special Activities: sheep and goats.

Lesson 32

Story: Laban Pursues Jacob -- Genesis 31:22-55.

Application: It is better to come to an agreement than to fight with one another even when the other person has done something wrong against you.

Visual Aids: Accordion book.

Map -- mountains of Gilead.

Worksheet: **Younger:** Paste Laban and Jacob (Extra Things for Worksheets Younger, Page 2.) Talk about what happens when people agree. See Older worksheet ideas. **Older:** Code cards.

Cover -- Laban and Jacob.

Verse: Genesis 31:49 -- *Laban said to Jacob, "May the LORD watch between you and me when we are absent one from another."*

Lesson 33

Story: Jacob Meets Esau -- Genesis 32:1 to 33:20.

Application: When two people have been enemies it is a wonderful thing to become friends again.

Visual Aids: Accordion book.

Map -- EDOM, Seir, Shechem.

Worksheet: **Younger:** Paste Jacob and Esau (Extra Things for Worksheets Younger, page 2.)

Cover -- Jacob and Esau.

Verse: Genesis 33:4 -- Esau ran to meet *Jacob*, embraced him, and fell on his neck and kissed him, and they wept.

Special Activities: sheep and goats.

Lesson 34

Story: God Blesses Jacob in Bethel -- Genesis 35:1-20, 27-29.

Application: We cannot have idols and worship the one true God at the same time.

Visual Aids: Accordion book.

Map -- Bethel, Bethlehem, Mamre, (Hebron)

Worksheet: Younger: Cut the altar out of lightweight cardboard using the pattern on Patterns for Worksheets Younger page 2. Students fill in the lines to represent the stones.

Older: Code cards.

Verse: Genesis 35:9, 10 -- God appeared to Jacob again...and said to him, "Your name is Jacob... but Israel shall be your name."

Give each student a copy of the **Twelve Sons of Jacob** to be memorized at home. Place another copy in each student's folder. When a student can name them all from memory, place a star on his folder sheet.

Special Activities: Older: Family Tree: Under Jacob add (*Israel*) (35:10); *Ruben, Simeon, Levi, Issachar, Zebulun, Dan Naphtali, Gad, Asher, Benjamin* (all named in 35:22-26). Ask "Who?" questions about family relationships. Add "brother."

Lesson 35 **Review of Part 4.**

Memory: Be sure to check on who can name the Twelve Sons of Jacob from memory.

Game: Play Part 4 first. Then add the other three parts, one at a time, in this order, 3, 2, 1. Another type of review: See who can put just the title cards studied so far in correct order.

PART 5 -- JOSE **Read Genesis, Chapters 37 through 50.**

Lesson 36

Story: Joseph's Dreams -- Genesis 37:1-11.

Application: We must do what is right even if someone else is the favorite person at home or at school.

Study Helps: Explain: sheaf--grain that is cut and put together in a bundle.
hate--to dislike to extremes; to detest.

Visual Aids: Accordion book.
The Map -- land of Canaan.
Pictures of sheaves.

Worksheet: Younger: Cut Joseph's coat from striped or plaid cloth (Pattern page 2 of Patterns for Worksheets Younger.). Students paste it on Joseph.

All Students: Cover for Part 5 --: Joseph

Verse: Genesis 37:5-- Joseph had a dream, and he told it to his brothers; and they hated him even more.

Special Activities: Make stand-up spoon figures of the 12 sons of Jacob. Instructions are on a separate page. Make Joseph with a coat of many colors to go with the story today.

Game: Work on the new parts of the game to have it complete for Lessons 46 and 47.

Lesson 37

Story: Joseph is Sold by His Brothers-- Genesis 37:12-36.

Application: Jealousy and hatred lead to more sin.

Study Helps: The probable explanation as to why the travelers are called both Ishmaelites and Midianites is that they were Ishmaelites who came from the land of Midian.

Explain: conspire -- plan and act together to do an evil thing.

devour -- to eat up.

Visual Aids: Accordion book.

The Map -- Shechem, valley of Hebron, Dotham, Gilead, Egypt.

Worksheet: **Younger:** Paste black paper over the pit hole. Pattern on Patterns for Younger Worksheets, page 3.

Verse: Genesis 37:28 -- The brothers pulled Joseph up...out of the pit, and sold him to the Ishmaelites for 20 shekels of silver. They took Joseph to Egypt.

Special Activities: Continue the spoon people. Remove Joseph's coat of many colors and put a plain one on him.

Lesson 38

Story: Joseph and Potiphar's Wife -- Genesis 39:1-20.

Application: Sometimes we get punished wrongfully when we have actually done the right thing.

Study Helps: Explain: flee--is to run away from something as quickly as possible.

fornication--is to take someone you are not married to and act sexually with that person as if you were married to him or her.

Visual Aids: Accordion book.

The Map -- Egypt.

Worksheet: **Younger:** Paste cloth over Joseph's robe in woman's hands. Pattern on Patterns for Younger Worksheets, page 2. Talk about *How should we act?* on Older worksheet.

Older: Discuss with the students--Sometimes we have to suffer because we refuse to sin against God. *How should we act?* (examples on worksheet)

Verse: Genesis 39:9 -- *Joseph said to Potiphar's wife, "How then can I do this great wickedness, and sin against God?"*

Special Activities: 12 sons spoon people.

Lesson 39

Story: Joseph in Prison -- Genesis 39:20 to 40:23.

Application: We must continue to have faith in God and follow Him when we are suffering hardship.

Study Helps: Explain: affliction--suffering very much.

interpretation--the meaning.

reveal--tell something that is hidden.

Visual Aids: Accordion book.

The Map -- Egypt.

Worksheet: **Younger:** Paste the correct dream over the butler's and baker's heads. Found on Extra Things for Worksheets Younger, page 2. Write the names of the people in the picture. Also see Older worksheet. **Older:** Discuss: *How should you act toward God and others when you suffer the following hard times.* (list on the worksheet)

Verse: Genesis 39:20 -- Joseph's master took him and put him into the prison, a place where the king's prisoners were confined.

Special Activities: 12 sons spoon people. Make a prison garment for Joseph.

Lesson 40

Story: Joseph is Made Governor of Egypt -- Genesis 41.

Application: When you have a job to do, do it well.

Study Helps: Joseph was faithful to God even though he had no Bible nor is there any record of God speaking audibly to him. Joseph gave God credit for the interpretations of the dreams and Pharaoh recognized it and gave God credit also (v.38,39). The famine was world-wide (v. 54-57). Read also Psalm 105:16-23.

Explain: Pharaoh--the name or title for a king in Egypt.

famine--A time when crops cannot grow because there is no rain, therefore the people suffer great hunger and even die.

governor--a person who is in charge of all the people.

hardships--a time of suffering.

Visual Aids: Accordion book. There are **two** pictures for this lesson-- **#40a** Pharaoh's Dreams and **#40b** Joseph, Governor of Egypt.

The Map -- Egypt.

Worksheet: Younger: Pharaoh's dreams to paste are on Extra Things for Worksheets Younger page 2. Use *Tell HOW Children Can Do a Good Job* found on the Older worksheet.

Older: Discuss: *Tell how children can do a good job.* (on worksheet)

Cover: Joseph.

Verse: 40a: Genesis 41:1,4,5,7 -- Pharaoh had a dream...the ugly and gaunt cows ate up the seven fine looking and fat cows...He dreamed a second time... the seven thin heads of grain devoured the seven plump and full heads.

40b: Genesis 41:41 -- Pharaoh said to Joseph, "See, I have set you over all the land of Egypt."

Special Activities: 12 sons. Make a royal robe for Joseph.

Lesson 41

Story: Joseph's Brothers Come Looking for Food -- Genesis 42

Application: Even though people repent of the wrong they have done, they often must suffer the consequences of their sin which can include punishment.

Visual Aids: Accordion book. The Map -- Egypt, land of Canaan.

Worksheet: Younger: Before pasting a purple robe on Joseph, cut around the head of the brother in front of him and around Joseph's hand so the robe goes behind the hand and the head. (Patterns for Worksheets Younger, page 3). Count the brothers. Don't forget Joseph.

Verse: Genesis 42:3 -- Joseph's ten brothers went down to buy grain in Egypt.

Special Activities: 12 sons.

Lesson 42

Story: Joseph's Brothers Return with Benjamin -- Genesis 43:1 to 44:13.

Application: When someone has done a great wrong, it is good that they should have a time to prove their repentance.

Visual Aids: Accordion book.
The Map -- Canaan, Egypt.

Worksheet **Cover** -- Joseph's brothers **Younger:** Count the brothers. Don't forget Joseph.

Verse: Genesis 43:15 -- The men took...Benjamin, and ...went down to Egypt; and they stood before Joseph.

Special Activities: 12 sons.

Lesson 43

Story: Joseph Makes Himself Known to His Brothers -- Genesis 44:14 to 45:24.

Application: Families are important. There is joy in seeing someone who has been away for a long time.

Study Helps: Explain: dismayed--filled with fear.

Discuss with the students how they would feel if:

- They had been far away from their brothers and sisters for a whole year and finally got to see them again.
- Their father had gone to another country to work for 5 years and finally had come home again.
- Their mother had been in the hospital for a week and finally came home.

Visual Aids: Accordion book.
Map -- Egypt, Goshen.

Worksheet: **Younger:** Count the brothers. Number them using a pencil.

Older: Question #6--Don't forget that Simeon was in prison in Egypt and Joseph was in Egypt (42:24,36; 43:15). Question #9--The Scripture uses plural "changes of garments." (45:22)

Verse: Genesis 45:4 -- Joseph said to his brothers..."I am Joseph your brother, whom you sold into Egypt."

Special Activities: 12 sons.

Lesson 44

Story: Jacob Comes to Egypt -- Genesis 45:25 to 47:28.

Application: We should always give God credit for taking care of us.

Visual Aids: Accordion book.
The Map -- Beersheba, Goshen, Egypt, land of Canaan.

Worksheet: **Younger:** The pattern to make a cart wheel is found on Patterns for Worksheets, page 3. Cut the wheel out of a piece of lightweight cardstock. Paste it on the wheel on the picture. Students draw axel and rim of the wheel. **Cover:** Jacob

Verse: Genesis 46:6 -- They took their livestock and their goods...and went to Egypt, Jacob and all his descendants with him.

Lesson 45

Story: Jacob Blesses His Sons and Dies -- Genesis 47:27 to 50:26.

Application: When we do something wrong against another, it is important to ask forgiveness.

Study Helps: Explain: tribe--a group of families or towns under the authority of one chief. In this case, each of the sons of Jacob became the head of all the people of his family, his descendants. From Judah, one of the sons of Jacob, Jesus Christ was born many generations later.

Visual Aids: Accordion book. **Keep the Accordion Book. You will add to it in Exodus.**
The Map -- Egypt, Mamre, Egypt.

Worksheet: Younger: Paste white cotton on Jacob's hair and beard.

Verse: Genesis 49:28 -- All these are the twelve tribes of Israel...Their father...blessed each one according to his own blessing.

Special Activities: 12 sons.

Older: The Family Tree: *Manasseh, Ephraim* (48:1), **JESUS CHRIST** (49:10; Matt. 1:1-3,16). When the Family Tree is complete mark the ancestors of Jesus with a yellow marker.

Lesson 46
Review of Part 5

Finish the game. See the instructions with Lesson 8 and Lesson 35.

Lesson 47
Review of the entire book of Genesis.

Game: Use the whole game with the variations found in Lesson 8 and Lesson 35. Work in teams using 2 sets of the game.

The students may take their completed game home today.

Other Ideas:

Repeat the **verses** in order.

Tell your **favorite story** in the book of Genesis.

Who is found in the book of Genesis?

Who is the father of _____?

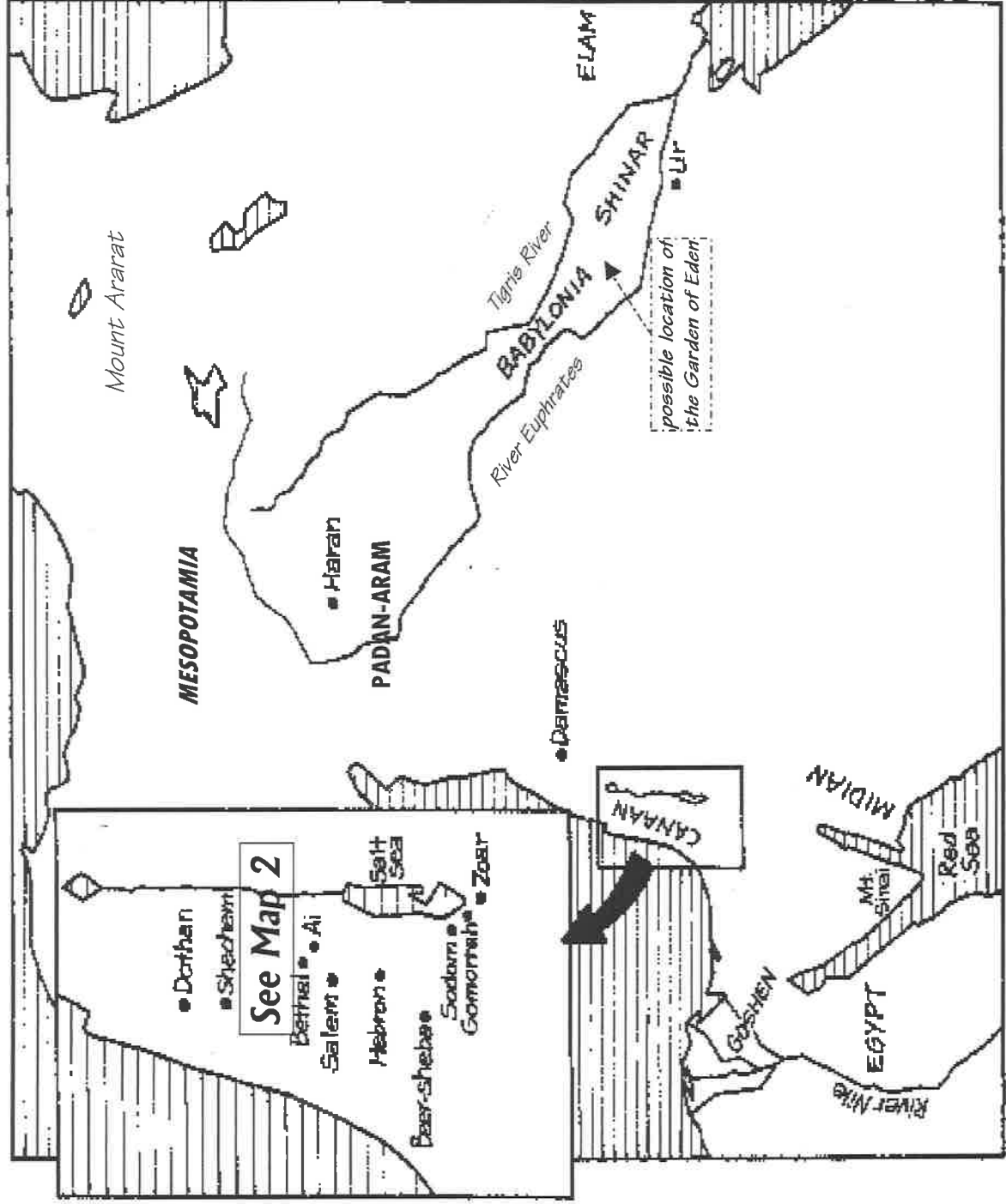
grandfather of _____?

son of _____?

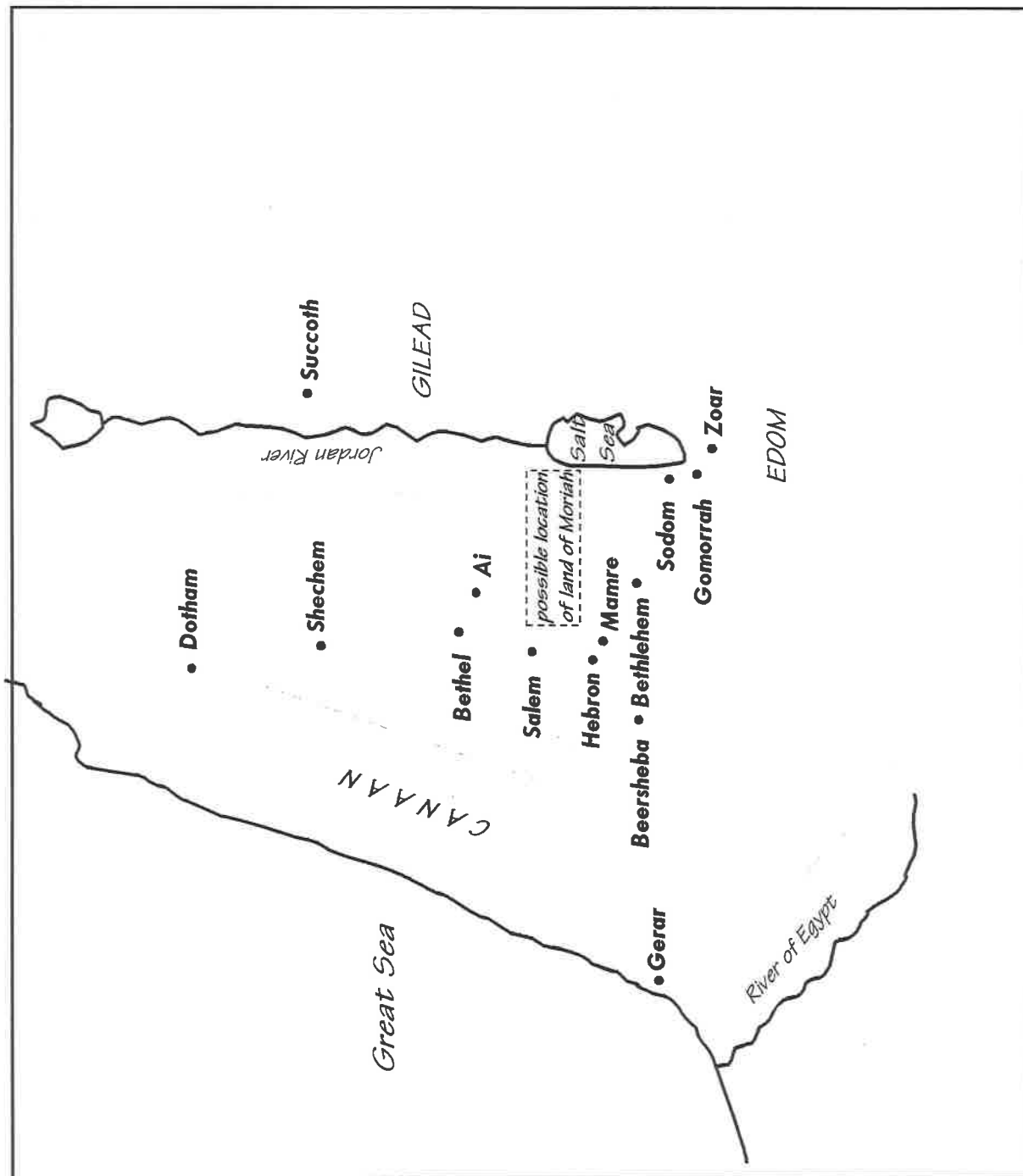
mother of _____? etc.

--Margaret Elliott
--Spanish version 1992
--English version 2009

Where It All Happened in Genesis



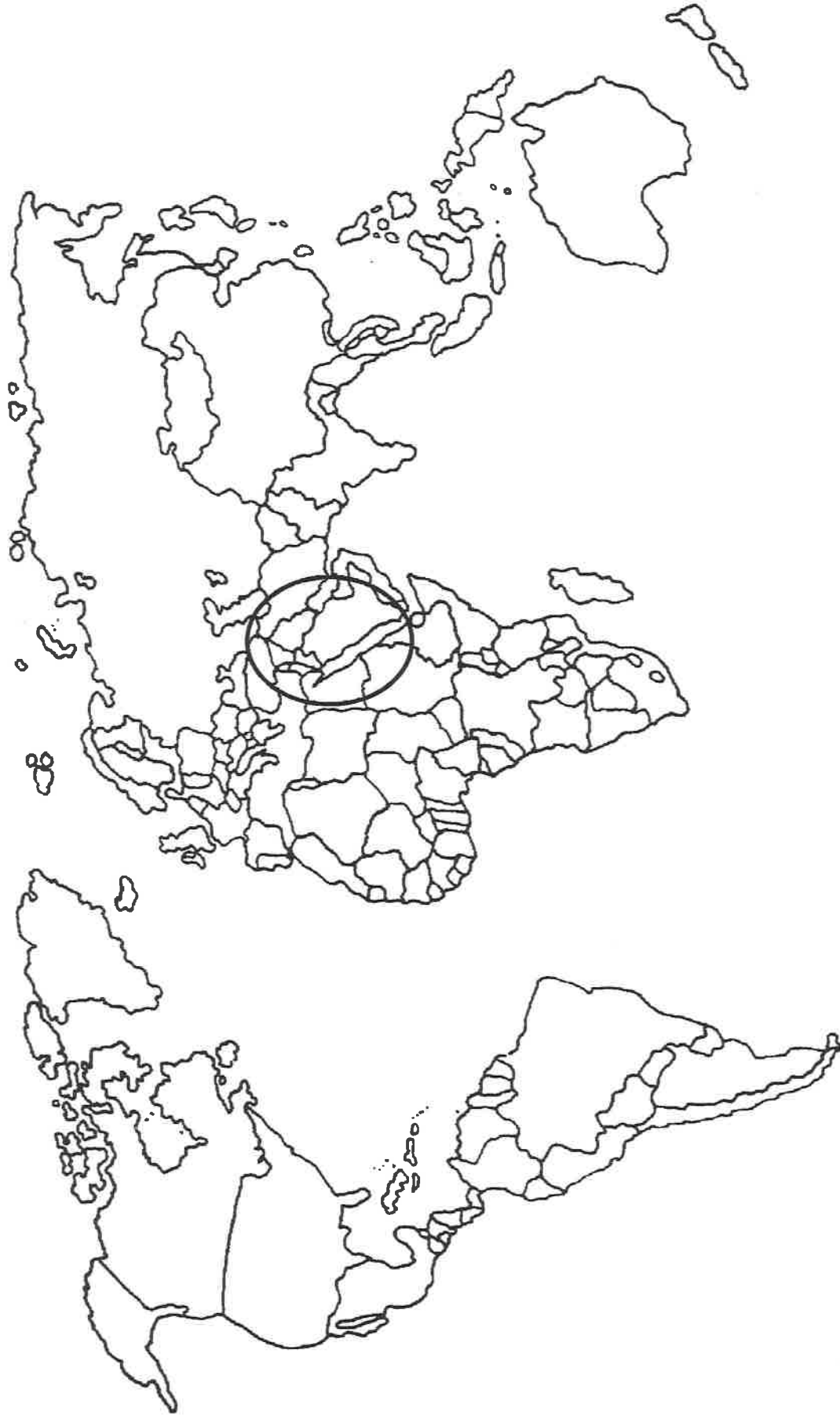
The Land of Canaan (an enlargement of a part of Map 1)



WORLD MAP

Map 3

The Circle shows where most of the books of Genesis and Exodus happened.
What happened that included the whole map? Where do you live?



NO SMOKING

Ni wolno palic (Polish)
 VIETATO FUMARE (Italian)
 NEVALE RUKYT (Lithuanian)
 TILOS A DOHÁNYZÁS (Hungarian)
 Rauchen Verboten (German)
 KADITI PREPOVEDĀNO (Serbo-Croatian)
 Es Prohibido Fumar (Spanish)
 Воспрещается КУРИТЬ (Russian)
 Defense de Fumer (French)
 ΑΠΑΓΟΡΕΥΕΤΑΙ ΤΟ ΚΑΠΝΙΣΜΑ (Greek)

喫煙を禁ず


(Japanese)

烟食準不 (Chinese)
 ধূম পাননিষেধ (Bengali)
 ՄԻ ՇԻԷՐ (Armenian)
 ممنوع التدخين وطعيا (Arabic)
 سقا حایک نصیه ممنوع ده (Turkish)
 ביטע ניש צו רויכערן (Hebrew)
 RÖKNING FÖRBJUDEN (Swedish)
 RÖGNING FORBUDT (Norwegian)
 É Prohibido Fumar (Danish)
 É Prohibido Fumar (Portuguese)
 Duhani Esht i Ndaluar (Albanian)

English	Important! Please have this notice translated immediately.
Armenian	Կարևոր է. — Խնդրվում է այս ծանուցումը անմիջապես թարգմանել
Chinese	务请注意！请立即翻译本通知。
Cambodian	សំខាន់ណាស់! សូមរកអ្នកណាម្នាក់ ឲ្យបកប្រែខិតប័ណ្ណនេះ ជាមួយរំពេច
French	Important ! Faites traduire cette notice immédiatement.
Greek	Προσοχη! Παρακαλω μεταφραστε ουτο το μνημα αμεσως.
Haitian	Enpòtan! Tanpri fè tradwi anons sa a imedyatman.
Italian	Importante! Far tradurre immediatamente questo avviso.
Laotian	“ສຳຄັນຫລາກ! ກະຮຸນາແປຄຳເຕືອນອັນນີ້ທັນທີກັບໃດ”
Polish	Ważne! Proszę przetłumaczyć tę uwagę natychmiast.
Portuguese	Importante! Favor mandar traduzir este folheto imediatamente.
Russian	Крайне важно! Пожалуйста, переведите это объявление немедленно.
Spanish	¡Importante! Por favor traduzca este folleto inmediatamente.
Vietnamese	Quan trọng! Xin vui lòng cho dịch tờ thông báo này ngay.

The Creation

Genesis 1:1 to 2:3



**"In the beginning
God created
the heavens and the earth."**

Genesis 1:1

**"God created man
in His own image...
male and female
He created them."**

Genesis 1:27

2

The Creation of Adam and Eve

Genesis 1:26-30 and 2:4-25

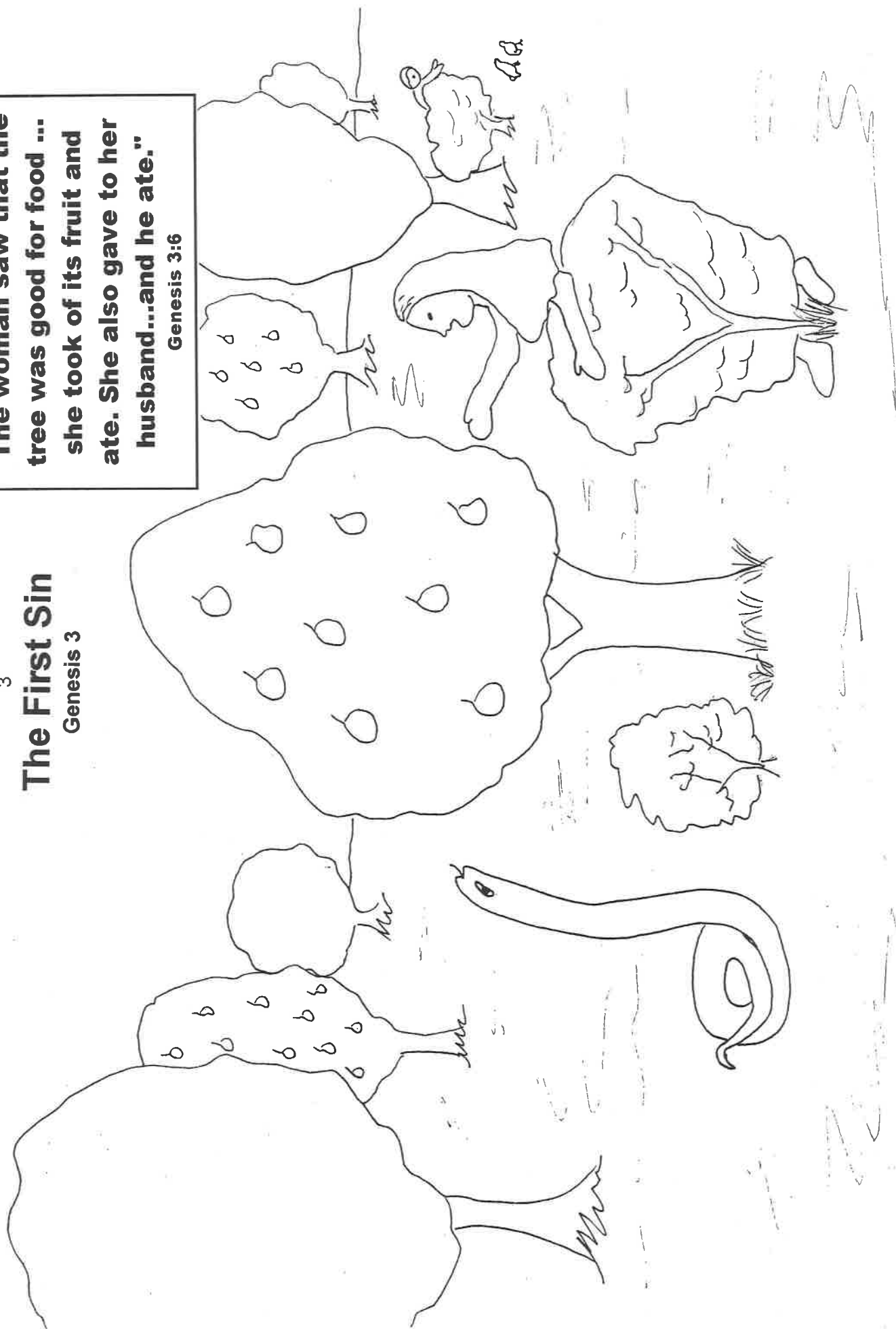


The First Sin

Genesis 3

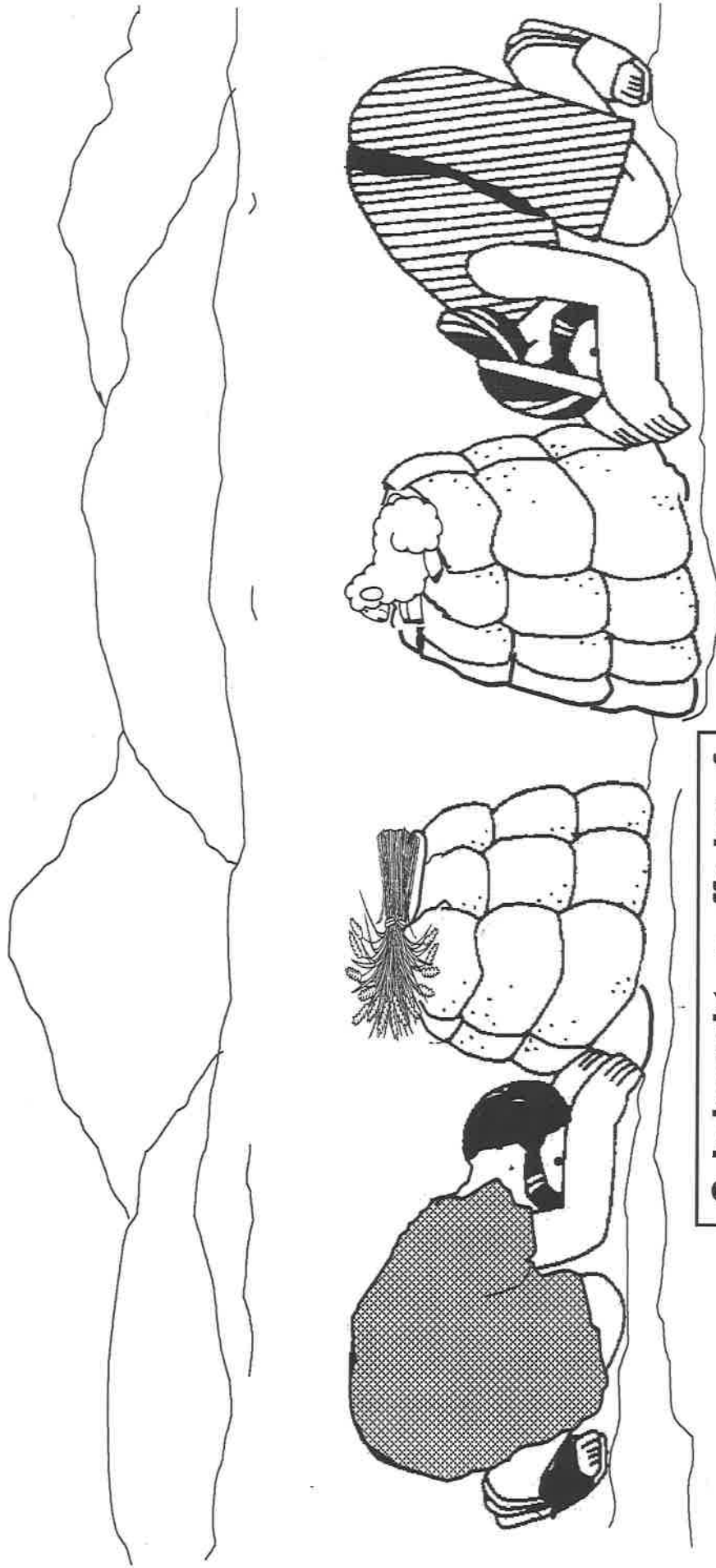
"The woman saw that the tree was good for food ... she took of its fruit and ate. She also gave to her husband...and he ate."

Genesis 3:6



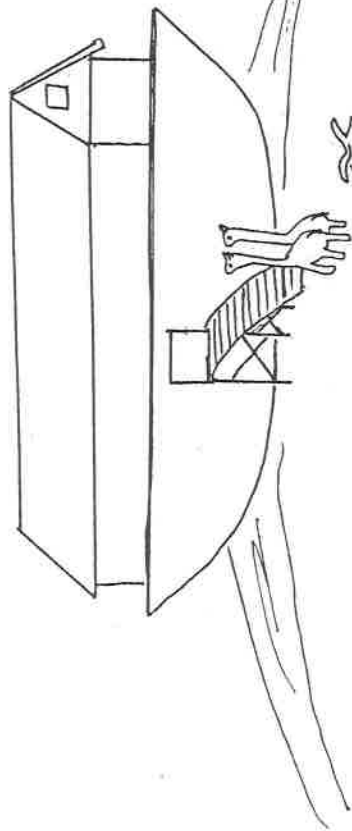
Cain and Abel

Genesis 4:1-16



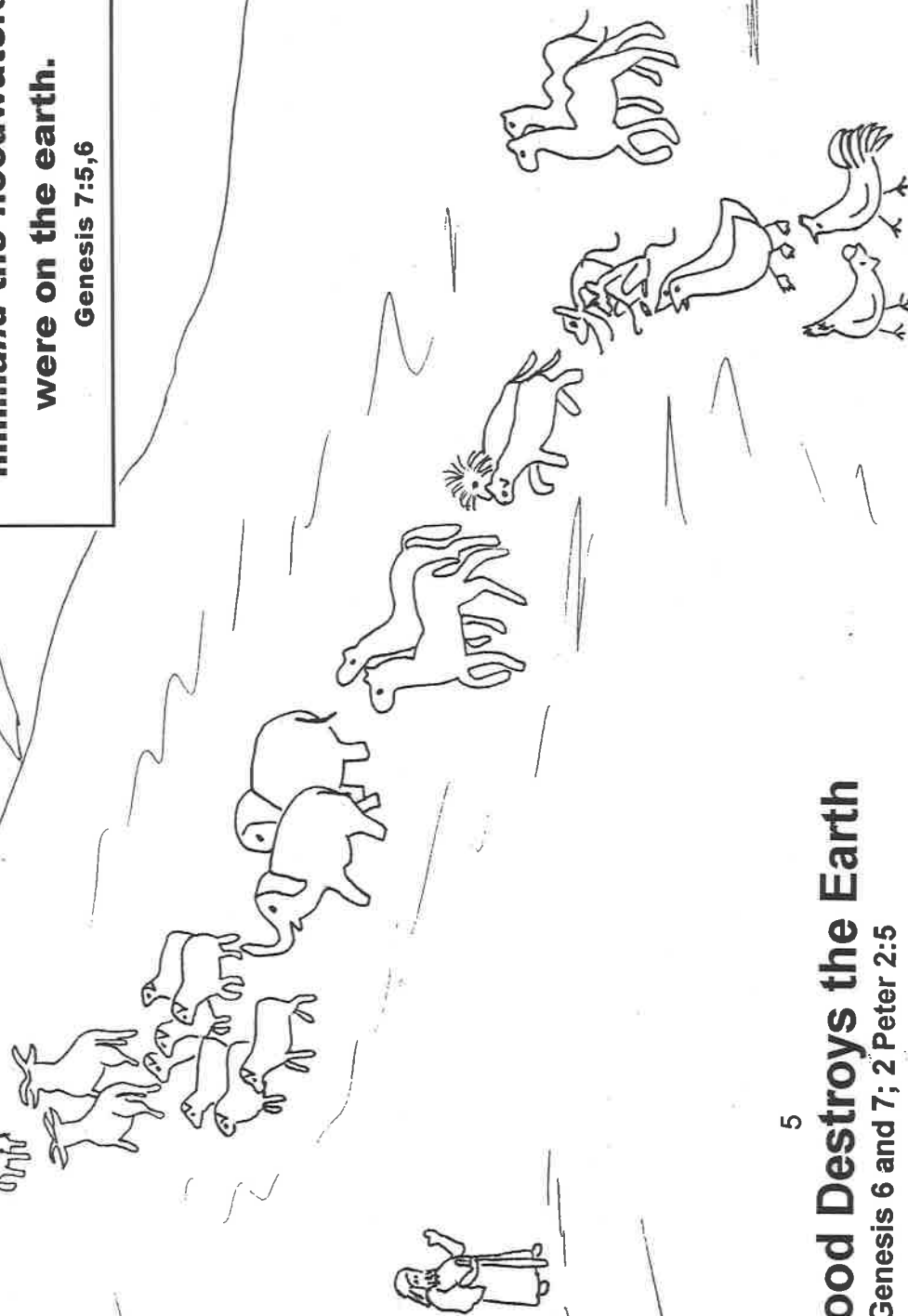
Cain brought an offering of the fruit of the ground to the Lord. Abel also brought of the firstborn of his flock and of their fat.

Genesis 4:3,4



Noah did according to all
that the LORD commanded
him...and the floodwaters
were on the earth.

Genesis 7:5,6





**"I set My rainbow in the cloud...
the sign...between Me and the
earth...the waters shall never again
become a flood to destroy all flesh."**

Genesis 9:13,15

6

A New Beginning

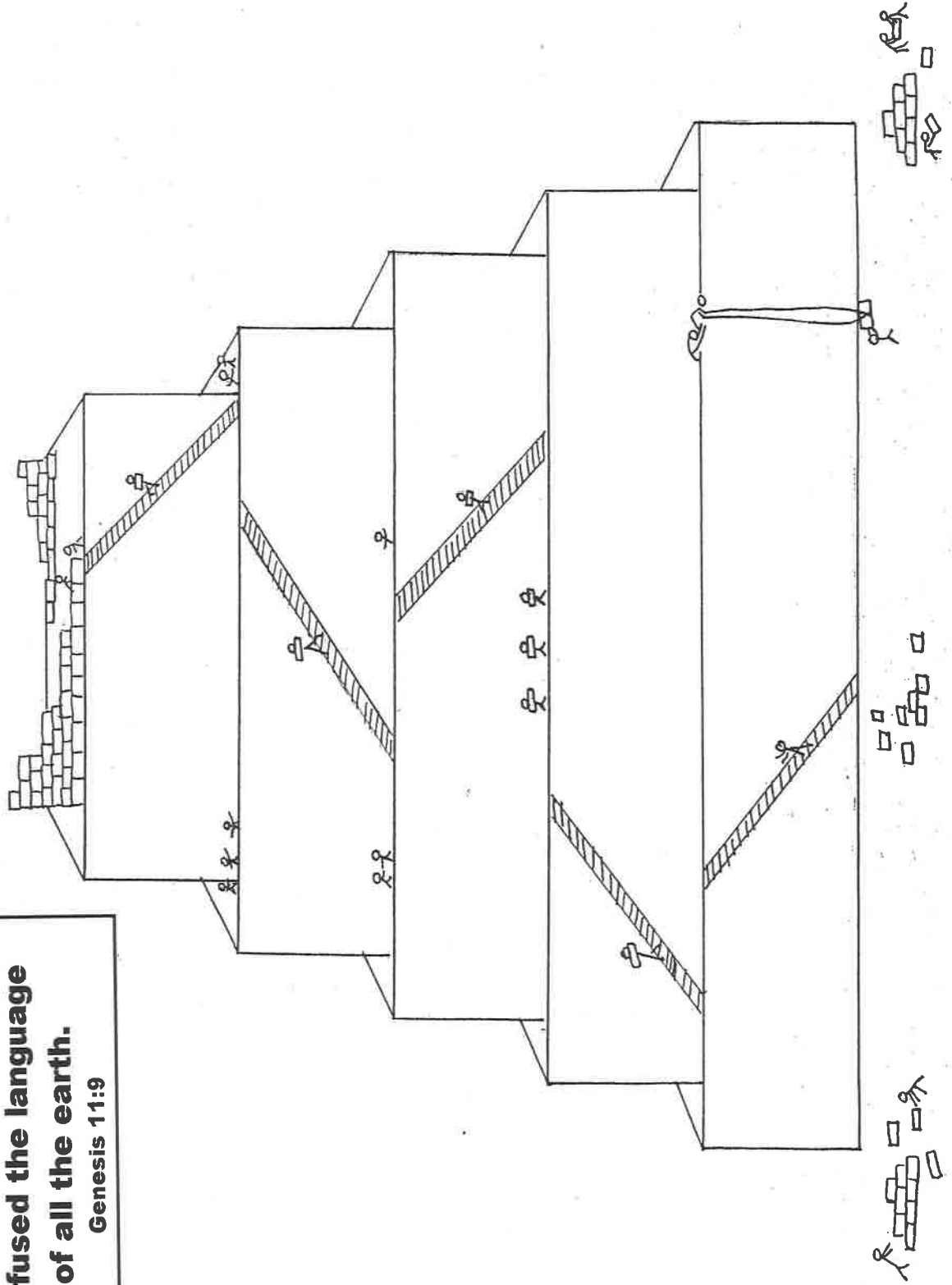
Genesis 8:1 to 9:17

The Tower of Babel

Genesis 11:1-9

**Its name is called Babel,
because there the LORD
confused the language
of all the earth.**

Genesis 11:9

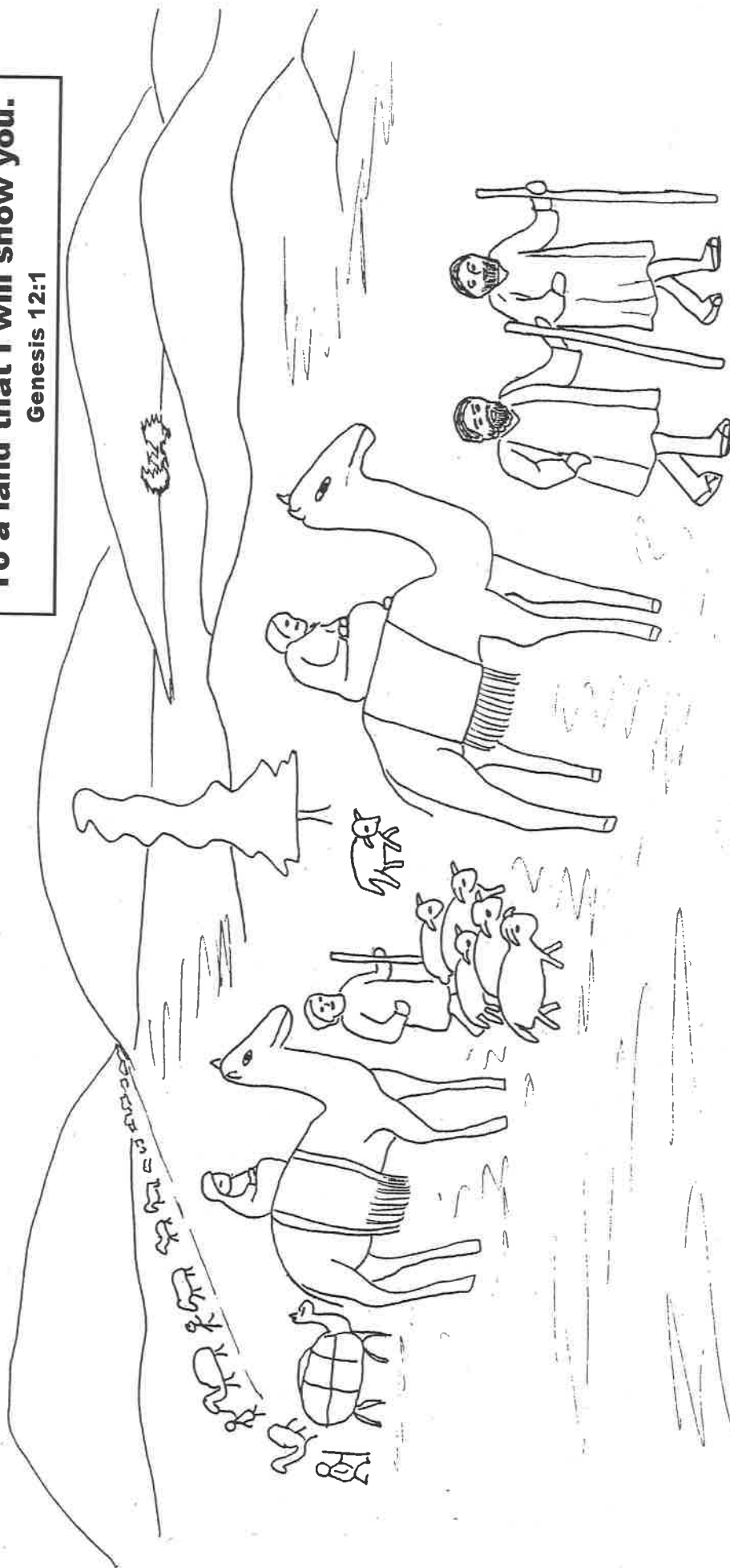


Abram's Trip

Genesis 11:27 to 12:20


**The Lord had said to Abram:
"Get out of your country,
From your family
And from your father's house,
To a land that I will show you."**

Genesis 12:1



Abram and Lot Separate

Genesis 13




**Abram said to Lot,
"Please let there be no strife
between you and me...
for we are brethren.**

Genesis 13:8

Abram Rescues Lot

Genesis 14



**Abram brought back
all the goods, and also...
his brother Lot and
his goods... and the people.**
Genesis 14:16



**God brought him outside and
said, "Look now toward heaven,
and count the stars if you are
able to number them...
So shall your descendants be."**
Genesis 15:4,5

12

God Repeats His Promise

Genesis 15



**Hagar bore Abram a son;
and Abram named
his son Ishmael.**
Genesis 16:15

13

The Birth of Ishmael

Genesis 16:1 to 17:9 and 17:15-22

Three Visitors

Genesis 18:1-15

**The Lord said to Abraham...
"At the appointed time I will
return to you... and
Sarah shall have a son."**

Genesis 18:13,14



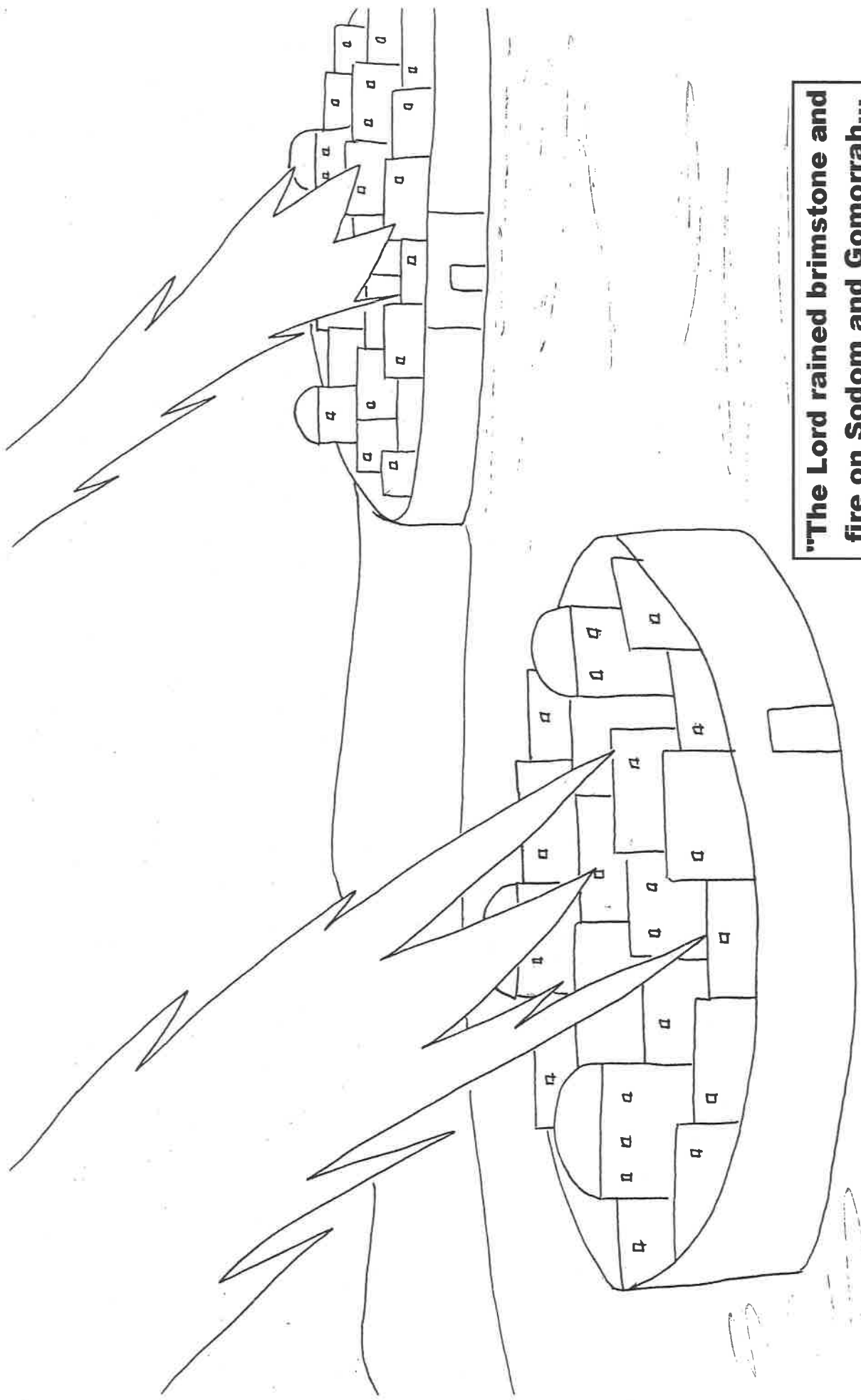
Abraham's Prayer

Genesis 18:16-33

The LORD said, "The outcry against Sodom and Gomorrah is great and their sin is very grave." And Abraham came near and said, "Would You also destroy the righteous with the wicked?"

Genesis 18:20,23





**"The Lord rained brimstone and
fire on Sodom and Gomorrah...
So He overthrew those cities."
Genesis 19:24,25**

The Destruction of Sodom and Gomorrah

Genesis 19:1-29

Abraham Tells Half of the Truth

Genesis 20




**Abraham said
of Sarah his wife,
"She is my sister."**
Genesis 20:2

The Birth of Isaac

Genesis 21:1-20

**Sarah conceived and bore
Abraham a son in his old age,
at the set time of which God
had spoken to him.**

Genesis 21:2



Abraham Makes a Covenant

Genesis 21:22-34

Abraham took sheep and oxen
and gave them to
Abimelech, and the two
of them made a covenant.

Genesis 21:27



Abraham Sacrifices Isaac

Genesis 22:1-19

The Lord said...


**"Now I know that you fear God,
since you have not withheld
your son, your only son,
from Me."**

Genesis 22:12




Abraham Buys a Cave

Genesis 23



Abraham said:
"I am a foreigner and a visitor
among you. Give me property
...that I may bury my dead."
Genesis 23:4



**Isaac took Rebekah and
she became his wife,
and he loved her.**


Genesis 24:67

23

A Wife for Isaac

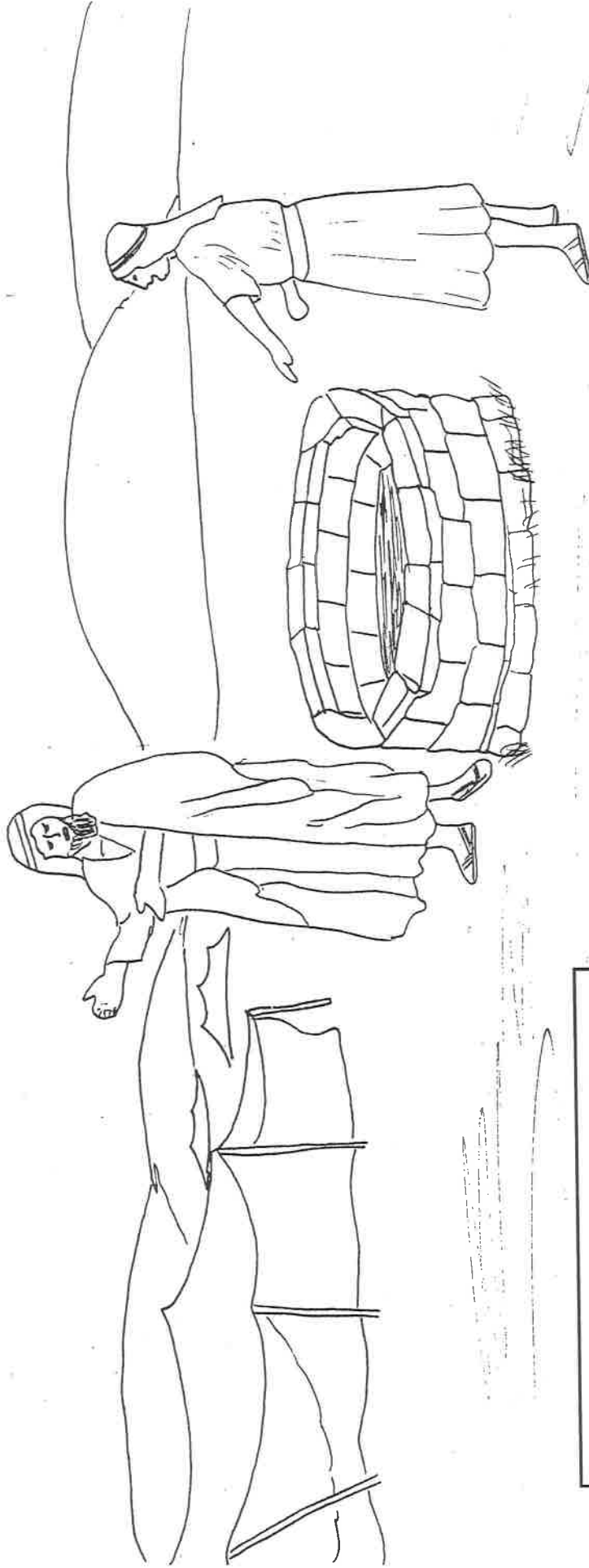
Genesis 24

**Esau swore to him,
and sold his birthright
to Jacob.**
Genesis 25:33



Isaac's Wells

Genesis 26:1-33



The Philistines said to Isaac:

**"Let there now be an oath
between us, between you
and us...and let us
make a covenant with you."**


Genesis 26:28

Jacob Receives the Blessing

Genesis 26:34 to 28:5

**Esau hated Jacob because
of the blessing with which
his father blessed him.**

Genesis 27:41




Jacob's Vision

Genesis 28:6-22


The Lord said to Jacob:
"In you and in your seed
all the families of the earth
shall be blessed."

Genesis 28:14



Jacob Comes to the Well

Genesis 29:1-13



When Jacob saw Rachel...and the sheep...Jacob went near & rolled the stone from the well's mouth, and watered the flock.


Genesis 29:10

Jacob Gets Married

Genesis 29:14 to 30:13, 17-24


**Jacob...loved Rachel more
than Leah. And he served
with Laban still another
seven years.**

Genesis 29:30



Jacob Flees From Laban

Genesis 30:25 to 31:21



The LORD said to Jacob:

***"Now arise, get out of this land,
and return to the land
of your family."***


Genesis 31:13

Laban Pursues Jacob

Genesis 31:22-55

Laban said to Jacob:
"May the Lord watch between
you and me when we are
absent one from another."

Genesis 31:49



Jacob Meets Esau

Genesis 32:1 to 33:20




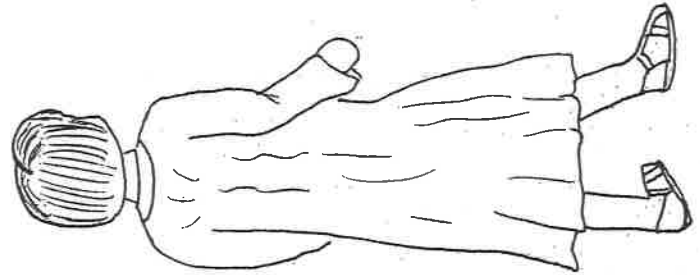

**Esau ran to meet Jacob,
embraced him, and
fell on his neck and kissed him,
and they wept.**

Genesis 33:4



**God appeared to Jacob again...
and said to him,
"Your name is Jacob...but
Israel shall be your name."
Genesis 35:9,10**

36
Joseph's Dreams
Genesis 37:1-11




**Joseph had a dream, and he
told it to his brothers; and
they hated him even more.**

Genesis 37:5

Joseph is Sold

Genesis 37:12-36




**The brothers pulled Joseph up
...out of the pit, sold him to the
Ishmaelites for 20 shekels of
silver. They took him to Egypt.**

Genesis 37:28

Joseph and Potiphar's Wife


Genesis 39:1-20



Joseph said to Potiphar's wife:

**"How then can I do
this great wickedness,
and sin against God?"**

Genesis 39:9



39

Joseph in Prison

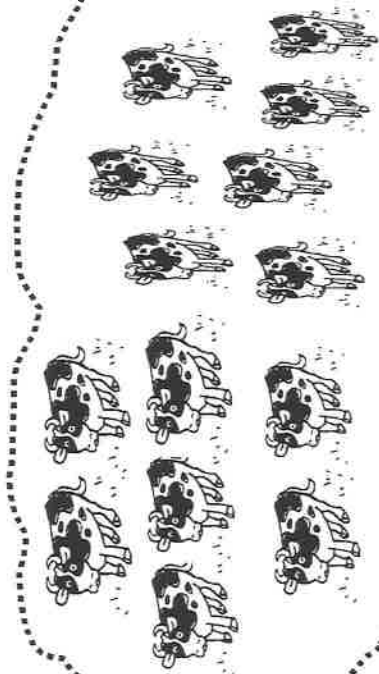
Genesis 39:20 to 40:23

**Joseph's master took him
and put him into the prison,
a place where the king's
prisoners were confined.**

Genesis 39:20

PHARAOH'S DREAMS

Genesis 41:1-41



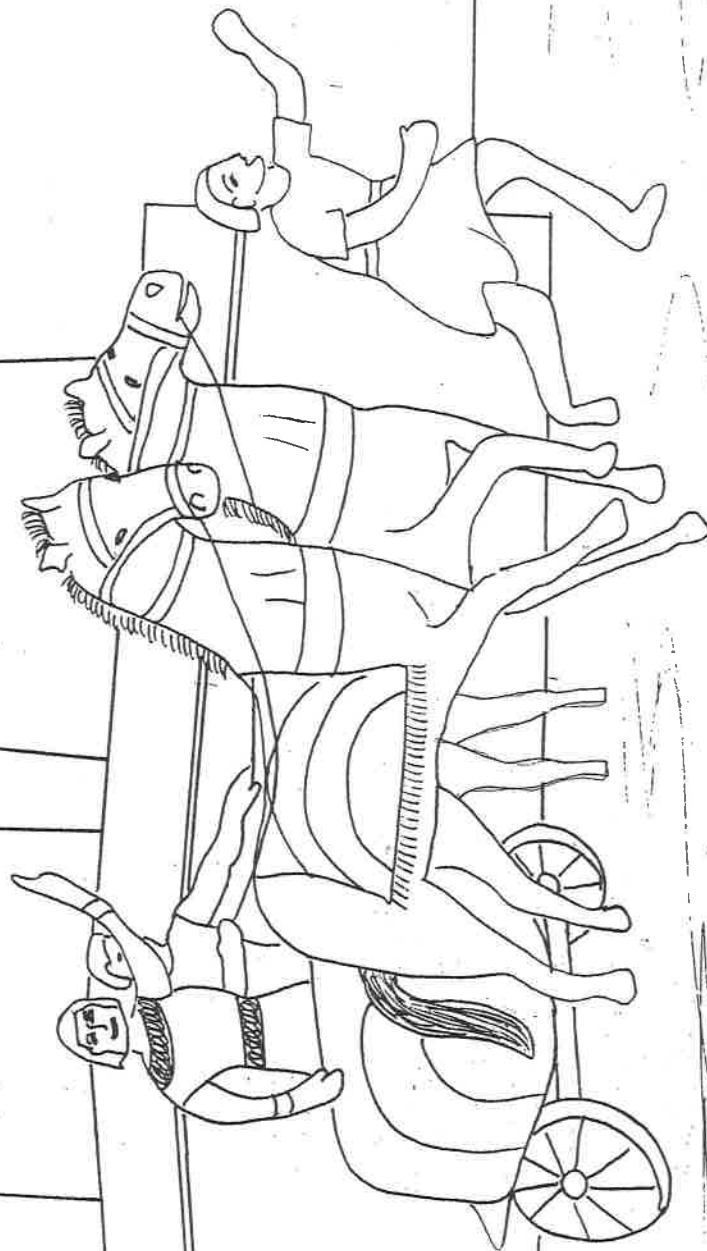
Pharaoh had a dream...the ugly and gaunt cows ate up the seven fine looking and fat cows... He dreamed a second time...the seven thin heads of grain devoured the seven plump and full heads.

Genesis 41:1-7



**"Pharaoh said to Joseph,
'See, I have set you over
all the land of Egypt.'"**

Genesis 41:41




40¢

Joseph is Made Governor of Egypt

Genesis 41


**Joseph's ten brothers went
down to buy grain in Egypt.**

Genesis 42:3



Joseph's Brothers Return with Benjamin

Genesis 43:1 to 44:13



**The men took...Benjamin, and
...went down to Egypt; and
they stood before Joseph.**

Genesis 43:15

Joseph Makes Himself Known to his Brothers

Genesis 44:14 to 45:24



Jacob Comes to Egypt

Genesis 45:25 to 47:28





They took their livestock and their goods... and went to Egypt, Jacob and all his descendants with him.

Genesis 46:6

Jacob Blesses His Sons and Dies

Genesis 47:27 to 50:26



**All these are the twelve tribes
of Israel... Their father... blessed
each one according to
his own blessing.**

Genesis 49:28


PART 1 -- THE CREATION, ADAM, AND NOAH

The Creation -- Genesis 1:1 to 2:3.

Important Facts to Remember**"Genesis" means beginning.****The world did not evolve from nothing.****God planned and made the world. It did not just happen by accident.****A "day" is 24 hours long in the book of Genesis, just as it is today.**Put the pictures of the creation in order according to the days of creation.**GOD**

Praise the Creator!Underline the things that should praise the Lord.**Praise the LORD.**

Praise him, sun and moon, praise him, all you shining stars. Praise him, you highest heavens and you waters above the skies. Let them praise the name of the LORD, for he commanded and they were created. He set them in place forever and ever; he gave a decree that will never pass away. Praise the LORD from the earth, you great sea creatures and all ocean depths; lightning and hail, snow and clouds, stormy winds that do his bidding, you mountains and all hills, fruit trees and all cedars, wild animals and all cattle, small creatures and flying birds, kings of the earth and all nations, you princes and all rulers on earth, young men and maidens, old men and children.

Psalms 148:3-12 NIV

**"In the beginning
God created
the heavens and the earth."**

Genesis 1:1

PART 1 -- THE CREATION, ADAM, AND NOAH

The Creation of Adam and Eve -- Genesis 1:26-30 and 2:4-25.

Important Facts to Remember**5 things that show that man is made in God's image.**

Man has a _____.
 Man can _____.
 Man can _____.
 Man can be _____ and _____.
 Man can _____.

**God's Command
 for Marriage:
 One Man and One Woman**
**Draw a line from the question to the correct answer.**

Why did God make a woman?
 What did God use to make Adam?
 What was the name of the first woman?
 What was Adam's work?
 What did God use to make Eve?
 Who taught Adam to speak?
 What was the first man's name?
 Who named the animals?

God
 Adam
 Adam's rib
 the dust of the earth
 take care of the garden
 be a helper fit for Adam
 Eve

God's Command to ManUnderline what God commanded man to do.

God created man in His own image; in the image of God He created him; male and female He created them. Then God blessed them, and God said to them, "Be fruitful and multiply; fill the earth and subdue it; have dominion over the fish of the sea, over the birds of the air, and over every living thing that moves on the earth."

Genesis 1:27-28

What Did God Give to Man?Underline the things God gave to man.


And God said, "See, I have given you every herb that yields seed which is on the face of all the earth, and every tree whose fruit yields seed; to you it shall be for food. Also, to every beast of the earth, to every bird of the air, and to everything that creeps on the earth, in which there is life, I have given every green herb for food"; and it was so.

Genesis 1:29-30

"The heavens, even the heavens, are the LORD'S;
 But the earth He has given to the children of men."

Psalm 115:16

**What were the names that God gave
 to the first man and the first woman?**

Write their names on the picture.

**"God created man
 in His own image...
 male and female
 He created them."**

Genesis 1:27

PART 1 -- THE CREATION, ADAM, AND NOAH

The First Sin -- Genesis 3.

Important Fact to Remember

Sin is disobedience to what God commands.

Underline the 3 things of the world that Eve had when she talked to the serpent.

God says: "Do not love the world or the things in the world. If anyone loves the world, the love of the Father is not in him. For all that is in the world--the lust of the flesh, the lust of the eyes, and the pride of life--is not of the Father but is of the world. And the world is passing away, and the lust of it; but he who does the will of God abides forever." 1 John 2:15-17

Tell Who

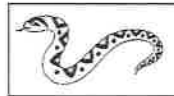
In each box below, name the person.
Paste the correct punishment beside what they did.



1. Took the fruit that someone gave him to eat.
Ate it even though he knew he should not.
Blamed someone else for his sin.
Received punishment.
It was _____.

2. Talked to Eve.
Told her a lie.
Was in the form of a serpent.
God punished the serpent.
It was _____ (See Rev. 12:9)


3. Listened to the serpent.
Looked at the fruit.
Wanted the fruit because it looked good for food and would make her wise.
Picked the fruit and ate it.
Picked more fruit and gave it to someone else to eat.
Blamed the serpent for her sin.
Received punishment.
It was _____.



What kind of fruit did Eve and Adam eat?

"The woman saw that the tree was good for food ... she took of its fruit and ate. She also gave to her husband...and he ate."

Genesis 3:6



PART 1 -- THE CREATION, ADAM, AND NOAH

Cain and Abel -- Genesis 4 and 5.

Important Facts to Remember

A sacrifice is offering something special to God as a gift.
In the Old Testament the sacrifices were burnt on an altar.

Cain and AbelCircle the correct answers.

1. Why was Cain angry with Abel?

Abel took something that belonged to Cain.

Abel was the favorite son of his parents.

Abel was lazy but Cain worked hard.

God was pleased with Abel's sacrifice
but not with Cain's.

2. What did Cain do to Abel?

Picked a fight with him.

Told a lie about him.

Killed him.

3. What was Cain's punishment from God?

Went to jail.

Became a wanderer.

Died.

?????? Who Were They? ??????

Draw a line to the correct name.1. He was born to take
the place of Cain. (4:25,26)

Jubal

2. He was the father of
those who live in tents
and have livestock. (4:20)

Tubal Cain

3. He was instructor of
every craftsman in
bronze and iron. (4:22)

Seth

Methuselah

4. He was father of all who
play the harp and flute. (4:21)

Jabal

5. He walked with God. (5:22,24)

Enoch

6. He lived 969 years. (5:27)



**Cain brought an offering of the
fruit of the ground to the LORD.
Abel also brought of the firstborn
of his flock and of their fat.**

Genesis 4:3,4

Underline Why?

"For this is the message
that you heard from the beginning,
that we should love one another,
not as Cain who was of the wicked one
and murdered his brother.
And why did he murder him?
Because his works were evil
and his brother's righteous."

1 John 3:11,12

Which of these things did Cain have?

**"Now you must rid yourselves
of all such things as these:
anger, rage, malice, slander, and
filthy language from your lips."**

Col. 3:8

How about you?

PART 1 -- THE CREATION, ADAM, AND NOAH

The Flood Destroys the Earth -- Genesis 6 and 7; 2 Peter 2:5.

Important Fact to Remember
Noah's flood covered the whole earth.

???????????????? Who? Why? How? ??????????????????

Draw a line from the question to the correct answer.

- | | |
|---|---|
| (6:10;7:7) 1. How many people were saved in the ark? | God. |
| (7:20,21) 2. Who died in the flood? | The people only cared about sinning. |
| (6:20) 3. Who sent the animals to the ark? | 8. |
| (6:13) 4. Why did God send a flood? | All animals and all people left on the whole earth. |
| (2 Pet. 2:5) 5. How long did Noah preach to the people? | Shem, Ham, Japheth |
| (6:8,9,22) 6. Why was Noah saved? | food |
| (6:13-14,18) Who built the ark? | gopher |
| (6:10) 8. Who were Noah's sons? | 2 each unclean animal |
| (6:14) 9. What kind of wood used to make ark? | 120 years. |
| (6:20-21; 7:2) 10. What did Noah take into the ark? | Noah and his sons. |
| | 7 each clean animal |
| | He believed and obeyed God. |

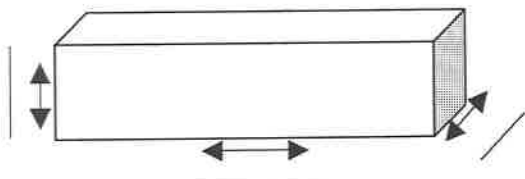
The Size of the Ark

Genesis 6:15,16

Change the cubits to inches and then to feet.

A cubit is about 18 inches.

Beside each arrow write the number of cubits.




Draw lines on the front to show how many decks it had.

length _____ cubits = _____ inches = _____ feet.
height _____ cubits = _____ inches = _____ feet.
depth _____ cubits = _____ inches = _____ feet.
Each deck was _____ feet high.

Noah did according to all that the LORD commanded him...and the floodwaters were on the earth.

Genesis 7:5,6



Genesis

GENESIS

PART 1 -- THE CREATION, ADAM, AND NOAH

A New Beginning -- Genesis 8:1 to 9:17.



**"I set My rainbow in the cloud...
the sign...between Me and the
earth...the waters shall never again
become a flood to destroy all flesh."**

Genesis 9:13,15



Finish the picture according to the instructions of your teacher.

How Long Was Noah in the Ark?

Came out of the ark (8:13,14)


year _____ month _____ day _____

Entered the ark (7:11)

year _____ month _____ day _____

Total time

_____ years _____ months _____ days



When you see a rainbow in the sky, what does it tell you?

Fill the blanks.

_____ has promised to _____ again send a _____ to destroy the _____ earth.

Has God kept His promise? _____

Sometimes people make promises to us but don't keep them. Who always keeps His promises. _____



God's Promise

"While the earth remains,

_____ and _____,


_____ and _____,

_____ and _____,

And _____ and _____

Shall not cease."

Genesis 8:22



PART 1 -- THE CREATION, ADAM, AND NOAH

The Tower of Babel -- Genesis 11:1-9.

Understanding Another LanguageSomeone copied Genesis 11:9 but they made many mistakes.Read Genesis 11:9 in your NKJ Bible. Close your Bible.Try to write the words in the correct order without looking in the Bible.When you finish, open your Bible and check to see if you are right.

because confused LORD earth all abroad called over earth face all of of the the the the
 the the therefore Babel there from LORD scattered there name its is them and language

When God confused the language of the people of Babel it was worse than this.
EVEN each person's words were different.

Why did God confuse the languages?

God said to man when He created him,
 "Be fruitful and multiply;
 fill the earth and subdue it." Gen. 1:28

Later men said,
 "Come, let us build ourselves a city,
 and a tower whose top is in the heavens;
 let us make a name for ourselves,
 lest we be scattered abroad over
 the face of the whole earth." Gen. 11:4

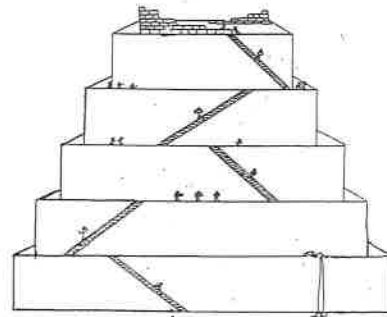
Underline with red what God commanded man to do.
Underline with black what men did not want to do.

**Its name is called Babel,
 because there the LORD
 confused the language of
 all the earth.**

Genesis 11:9How many languages?

Today there are
 7,330 main languages in the world!

And there are
 39,491 dialect languages!
 Name 3 languages
 that you do not understand.

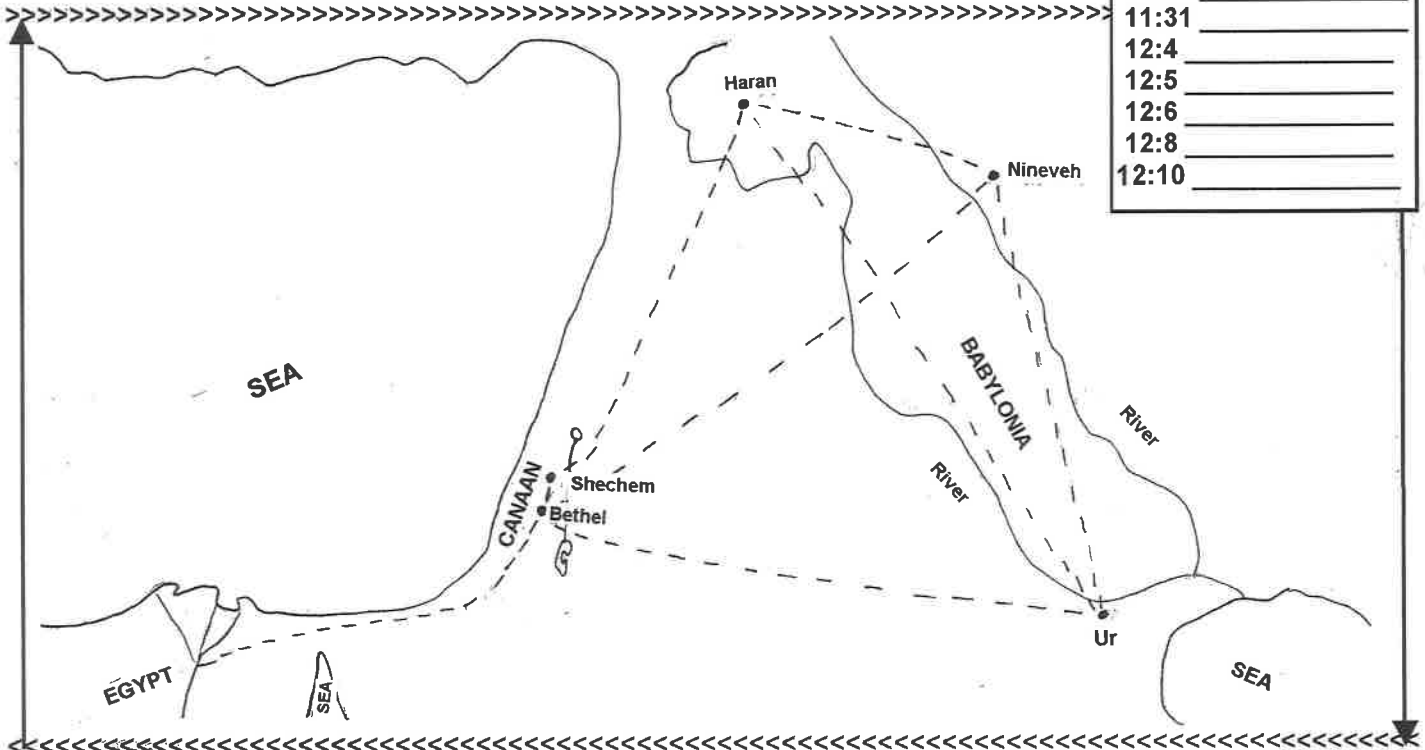


PART 2 -- ABRAHAM

Abram's Trip -- Genesis 11:27 to 12:20

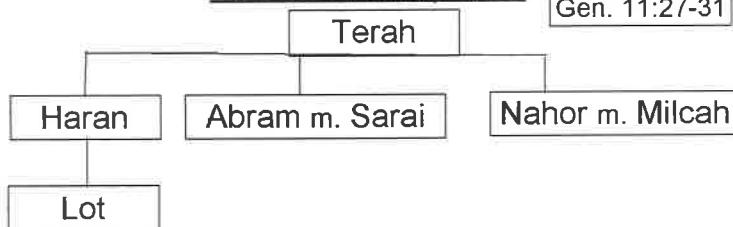
Map of Abram's Trip

1. Write the name of the place to which Abraham traveled beside each scripture in the box.
2. With a pencil, make a line on the map to show the trip that Abram made.
3. Color the road he traveled with your favorite color.




Abram's Family Tree

Gen. 11:27-31



Color the boxes of those who left Ur of the Chaldeans to go to Canaan.



What did Paul say about Abram's trip?

Fill in his missing words from Hebrews 11:8.

"By _____ Abraham _____
when he was _____
to go out to the place which he
would receive as an inheritance.
And he went out,
not knowing _____
he was going."

**The LORD had said to Abram:
"Get out of your country,
From your family
And from your father's house,
To a land that I will show you."**

Genesis 12:1

PART 2 -- ABRAHAM

Abram and Lot Separate -- Genesis 13

????????????????? Who? ??????????????????

Draw lines from the question marks to the correct answers. Some questions have more than one answer.

- | | |
|--|------------------|
| 1. Who had many flocks, herds, and tents? | the LORD |
| 2. Who was rich in livestock, silver & gold? | |
| 3. Who was quarrelling over the space
for the flocks and herds? | men of Sodom |
| 4. Who said, "Let us not quarrel"? | Lot |
| 5. Who said, "You may choose the land
you want"? | Lot's herdsmen |
| 6. Who promised Abram a special land
and many descendants? | Abram's herdsmen |
| 7. Who chose the plain of Jordan? | Abram |
| 8. Who were exceedingly wicked and
sinful against the Lord? | |
| 9. Who promised Abram all the land he
could see? | |

Things to Talk About

Name things that children quarrel about.


Write one of those things here. _____

Talk about what to do instead of quarrel. (Gal. 5:13-15; Mt. 7:12)

Write here how God wants us to decide something without quarreling.

**Abram said to Lot,
"Please let there be no strife
between you and me...
for we are brethren.**

Genesis 13:8

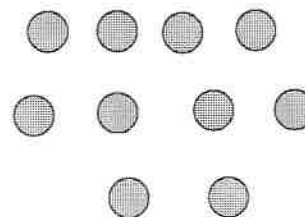


????????????????? Who? How? ??????????????????


Draw a circle around the correct answer to these questions.

1. Who was having a war? 4 kings against 5 kings or 10 kings against 4 kings (v.9)
2. Who was captured in the battle? Lot or Abram (v.12)
3. Why was he captured? because he was a soldier or because he lived in that city (v.12)
4. Who rescued Lot? Abram or Melchizedek (v. 14-16)
5. Who made Abram rich? king of Sodom or God (v.22,23)
6. Who was a priest of God? Melchizedek or Abram (v.18)
7. How much did Abram give him? a tithe or nothing (v.20)
8. How much is a tithe? one-tenth or one-half

If you have 10 quarters, what would be one-tenth of them? Circle it.



**Abram brought back
all the goods, and also...
his brother Lot and his goods...
and the people.**
Genesis 14:16



**The New Testament Says Christians
Do Not Fight Like People Did in the Old Testament**

Jesus answered, "My kingdom is not of this world. If My kingdom were of this world, My servants would fight, so that I should not be delivered to the Jews; but now My kingdom is not from here." (John 18:36)

"For though we walk in the flesh [world], we do not war according to the flesh [world]. For the weapons of our warfare are not carnal [like the world] but mighty in God for ... casting down arguments and every high thing that exalts itself against the knowledge of God, bringing every thought into captivity to the obedience of Christ." (2 Cor. 10:3-5)



GENESIS

OLDER 12

PART 2 -- ABRAHAM

God Repeats His Promise to Abram -- Genesis 15

God's Promise to Abram

Fill in the missing words in the conversation that Abram had with God one night. Look in Genesis 15:1,2,4-6,18.

Verse 1. The word of the LORD came to Abram in a vision, saying,

"Do not be _____ Abram.

I am your shield, your exceedingly great reward."

Verse 2. But Abram said, "LORD God,

what will You give me, seeing I go _____?"

Verse 4. And behold, the word of the Lord came to him, saying,

"...one who will come from your own body shall be your heir."

Verse 5. Then He brought him outside and said,

"Look now toward heaven, and count the _____

if you are able to _____ them."

And He said to him, "So shall your _____ be."

Verse 6. And he _____ in the LORD,

and He accounted it to him for _____.

Verse 18. The LORD made a covenant with Abram, saying:

"To your _____ I have given this _____,

from the river of Egypt to the great river, the River Euphrates."

Did He keep His promise to Abram? (Deut. 1:10) _____

On a map, find the boundaries of the land that God would give Abram's descendants. (Gen. 15:18)

Covenant means _____

Descendants means _____


Righteousness means _____

Important Fact to Remember

God always keeps His promises.

The LORD brought Abram outside and said, "Look now toward heaven, and count the stars if you are able to number them...So shall your descendants be."

Genesis 15:4,5



PART 2 -- ABRAHAM

The Birth of Ishmael -- Genesis 16:1 to 17:9 and 17:15-22


Abram, Sarai, and HagarCorrect the story by crossing out the words that are wrong.

Sarai, Abram's (wife, mother, cousin) had borne him (no, 3, 2) children. She wanted children very much, so she told Abram to take her servant (Hagar, Leah.

Rebecca) to be his wife so Sarai could have children by her. Abram (said no, agreed). When Hagar knew she was going to have a baby she (was kind to, ignored, despised) Sarai her mistress. Sarai blamed (her father, Abram, God) and treated Hagar (nicely, badly, as usual). Hagar (ran away, told Abram). (An angel, a man, a woman) sent her back to Sarai. The angel told her to name her baby (Ishmael, Jacob, Isaac). The angel promised her that she would have many (sheep, friends, descendants). Today we call those people (Romans, Arabs, Jews). Thirteen years later God again talked to Abram and promised he would be (the father of many nations, very rich). He changed Abram's name to (Israel, Abraham, Isaac) and his wife's name to (Rebecca, Rachael, Sarah). He said that even though they were very old, Sarah would have a (son, daughter) in one year. His name would be (Jacob, Esau, Isaac).

**Hagar bore Abram a son;
and Abram named
his son Ishmael.**

Genesis 16:15

What did Sarai, Abram, and Hagar do that was wrong?God's Law of Marriage from the Beginning

Genesis 2:24

**"A man shall leave his father and mother
and be joined to his wife,
and they shall become one flesh."**

Who repeated this commandment in the New Testament? Read Matthew 19:1-6. _____

What more did He say?

**"...Therefore what God has _____,
let _____ man _____."**



Three Visitors Come to Abraham

Put the pictures in the correct order of what happened in the story.

God says:
***"Be hospitable
to one another
without grumbling."***

1 Peter 4:9

What is hospitality?
***to kindly make visitors
feel comfortable and
welcome.***

**How did Abramham
show hospitality?**

**How can we show
hospitality?**

????????????????? **Who? What?** ??????????????????

Who were the visitors? _____


Who were they speaking for? _____

What was their message to Sarah and Abraham? _____

What did Sarah do when she heard what they said? _____

The LORD said to Abraham...
**"At the appointed time I will
return to you... and
Sarah shall have a son."**

Genesis 18:13,14



PART 2 -- ABRAHAM

Abraham's Prayer -- Genesis 18:16-33

Abraham Talks to God

Choose the correct words from this list to fill the blanks.

sins Abraham Sodom righteous Gomorrah Yes

1. God said He was going to destroy _____ and _____ because they were such wicked cities full of _____.
2. _____ asked Him not to do it if some _____ people could be found in the cities.
3. Each time Abraham asked, God said, "_____."

How many righteous people?

Fill in the numbers of people Abraham hoped could be found.

Now days, God talks to us when we read the Bible.



We talk to God when we pray.

Why do we want to talk to God?

Connect the parts of the sentences with a line.

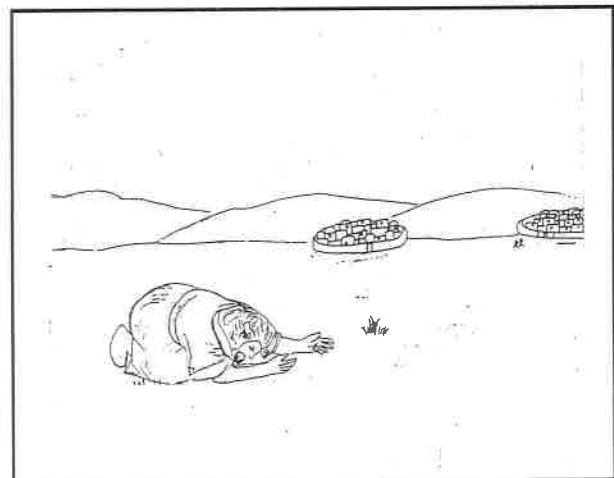
1. God is our
2. He loves
3. He is
4. We can talk to Him

us.
about anything.
heavenly Father.
our Friend.



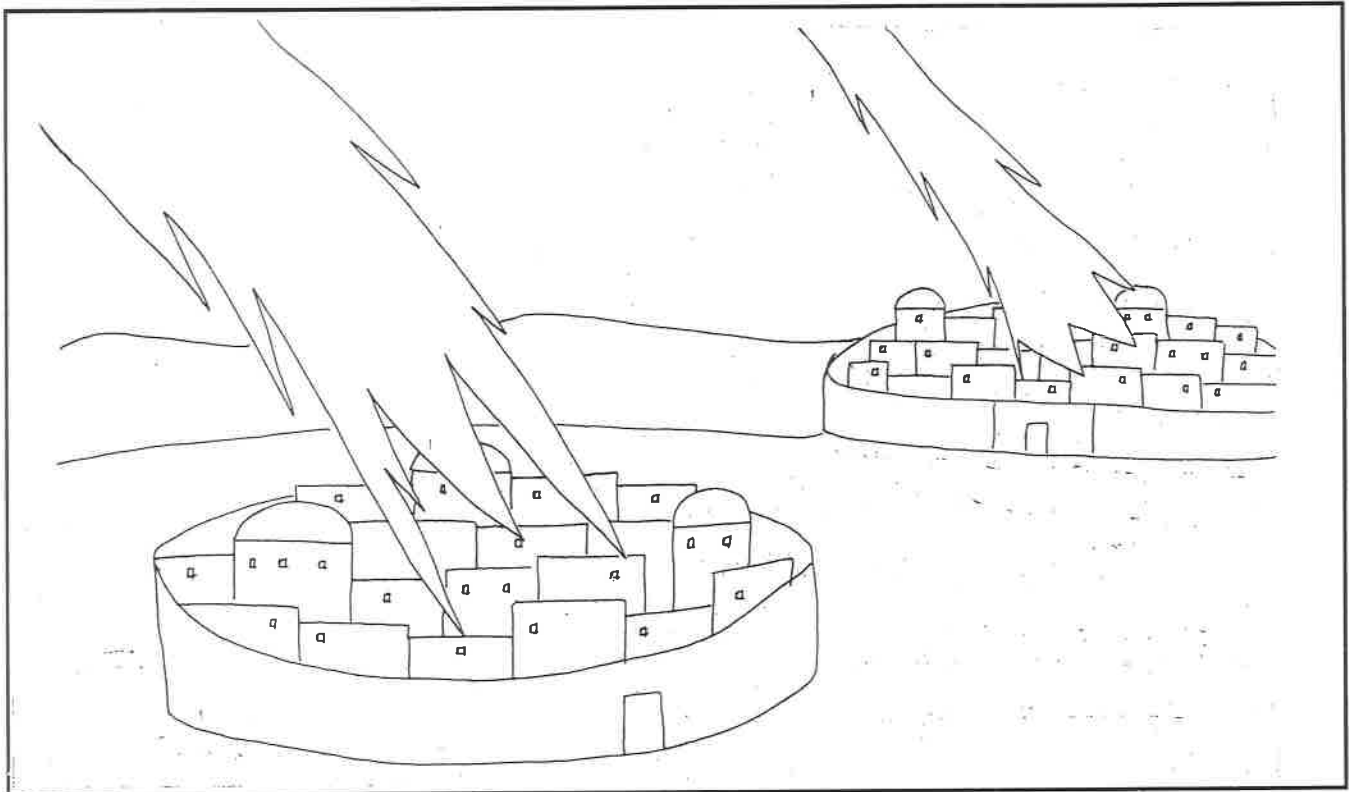
The LORD said, "The outcry against Sodom and Gomorrah is great and their sin is very grave." And Abraham came near and said, "Would You also destroy the righteous with the wicked?"

Genesis 18:20,23



PART 2 -- ABRAHAM

The Destruction of Sodom and Gomorrah -- Genesis 19:1-29



"The LORD rained brimstone and fire on Sodom and Gomorrah... So He overthrew those cities."

Genesis 19:24,25

Besides Sodom and Gomorrah, What Was Destroyed?

Genesis 19:25

"So He overthrew those cities, all the plain, all the inhabitants of the cities, and what grew on the ground."

The Sins of Sodom and Gomorrah

Fill in the missing words of the prophet Ezekiel 16:49,50 about some of the sins of these cities.

"Look, this was the iniquity of your sister Sodom: She and her daughter had _____, and abundance of _____;

_____ did she strengthen the hand of the _____ and _____. And they were _____ and committed _____ before Me..."

What God Thinks About Sin

Match the statement with the Scripture that teaches it.

God hates sin.

2 Peter 3:9

God will punish sin.

John 3:16

God is going to burn up the earth because of sin.

2 Peter 3:10

God wants everyone to repent and be saved.

Prov. 6:16-19

God sent Jesus because He loves us.


Ezek. 18:20

PART 2 -- ABRAHAM

Abraham Tells Half of the Truth -- Genesis 20

Let's Tell the Whole Truth

Finish the picture so that the boy is telling the whole truth.



When a person tells only half the truth, he is really telling a _____.

Abraham and Sarah

How was Sarah related to Abraham?

His wife? His sister?

How could she be both?

Read Genesis 20:12

They both had the same _____ but different _____.

What problem happened because Abraham told only half of the truth?


Why did he do it?

He was _____.

God says that lying is so serious that:
*"all liars shall have their part in the lake
 which burns with fire and brimstone,
 which is the second death."*

Revelation 21:8

**Abraham said
 of Sarah his wife,
 "She is my sister."
 Genesis 20:2**





100?	99?	89?	???	55?	75?	150?	21?	15?	100/?	75?	65?	99?	??
??	<p align="center">How Old Was He?</p> <p>Fill in the blanks. Then match the statement to Abraham's correct age at that time.</p> <p><u>Genesis 12:1-4</u> God's first promise was "I will make you a great _____."</p> <p><u>Genesis 13:16</u> "I will make your descendants as the _____ of the earth."</p> <p><u>Genesis 15:4,5</u> "...your son will be your heir... count the _____... So shall your descendants be."</p> <p><u>Genesis 16:3,16</u> Abraham took Hagar to be his wife and _____ was born.</p> <p><u>Genesis 17:1,6,19</u> "I will make _____ of you, and kings shall come from you... _____ your wife shall bear you a son, and you shall call his name Isaac."</p> <p><u>Genesis 21:3,5</u> "Abraham called the name of his son who was born to him-- whom Sarah bore to him-- _____."</p>												??
??											(100)		??
??											(?)		??
??											(99)		??
??											(75)		??
??											(86)		??
??													??

What was special about the birth of Isaac?


It was a miracle
because a man and woman that are so old can not have children.


Important Fact to Remember

A miracle is something special that
only God can make happen.
It cannot happen naturally.

**Sarah conceived and bore
Abraham a son in his old age,
at the set time of which God
had spoken to him.**

Genesis 21:2





GENESIS

PART 3 -- ISAAC

OLDER 20

Abraham Makes a Covenant -- Genesis 21:22-34

What is a covenant?

An agreement,
a treaty,
a formal promise
with an oath,
made by 2 people or
by 2 or more nations.

What are some of the reasons that people make covenants?

to help one another to be friends instead of enemies
to not hurt one another
to respect the boundaries of one another's land or country.

Why did Abraham and Abimelech make a covenant?

Circle the answers.

The Well

Draw a line to right answer:

Who was a foreigner in the land?

Abimelech

To what people did the land belong? (v.32)

Abraham

Who dug a well?

Philistines

Who took it?

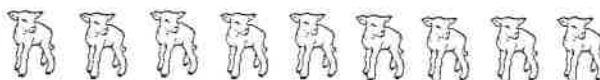
Which two men made a treaty?

Abimelech's servants


How Many?

Circle the correct number:

1. How many lambs did Abraham give Abimelech?



2. How many wells did Abraham dig?



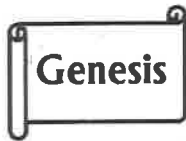
3. How many men swore an oath to respect one another.



**Abraham took sheep and
oxen and gave them to
Abimelech, and the two
of them made a covenant.**

Genesis 21:27





GENESIS

OLDER 21

PART 3 -- ISAAC

Abraham Sacrifices Isaac -- Genesis 22:1-19

????????????? Why? Who? Where? What? ??????????????

Draw lines from the questions to the correct answers.

Some questions have more than one answer. Some answers are used more than one time.

- | | |
|---|-------------------|
| 1. Why did God tell Abraham to sacrifice his son? | Mount Moriah |
| 2. Who believed God and did not argue? | Abraham |
| 3. Where did Abraham take Isaac? | Isaac |
| 4. Who was left to wait a distance away? | to test his faith |
| 5. What did Abraham take up the mountain? | an angel of God |
| 6. What did Abraham build? | 2 servants |
| 7. Who did he tie and put on the altar? | wood |
| 8. Who called Abraham from heaven? | fire |
| 9. Who said, "Don't kill your son."? | ram |
| 10. What sacrifice did God provide? | knife |
| | altar |

How did Abraham think God would keep His great promise if he killed his son?

"By faith Abraham... offered up Isaac...
concluding that God was able
to _____ him up, even from the _____."

Hebrews 11:17-19

The LORD said...
"Now I know that you fear God,
since you have not withheld
your son, your only son,
from Me."

Genesis 22:12

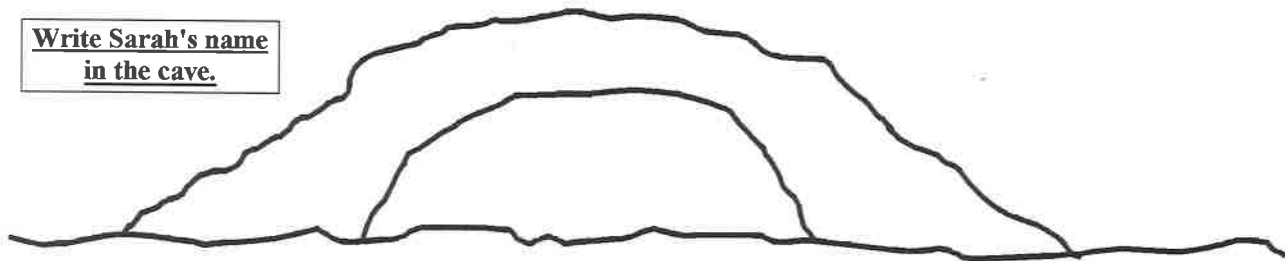


Sarah's Death

Correct the story by crossing out the wrong words.

1. Sarah was (90, 127, 101) years old when she died.
2. (Abraham, Nahor, Jacob) wept.
3. Abraham asked the (Hittites, Amorites, Israelites) to (give, sell, borrow) him some land so he could (plant seeds, bury his dead, build a house).
4. The Hittites told Abraham he could use any of their (houses, tombs, barns) he wanted to in order to bury Sarah.
5. Abraham asked to buy the (cave, house, hill) of Machpelah that belonged to (Ephron, Abimileck, Isaac).
6. Ephron offered to give it to Abraham but Abraham bought the (cave and field, cave and house, cave and barn) for (400, 500, 300) shekels of (gold, silver, copper).
7. Then he (buried, married, sold) Sarah there.

Write Sarah's name
in the cave.



?

What should you do if:


- You want to play with your cousin's little truck.
- You need clean socks for school and your sister has some.
- You want a cookie and mother has some.
- You need a pencil in school and your friend has an extra one.
- You want to color with your brother's crayons.

?

Abraham said:

**"I am a foreigner and a visitor
among you. Give me property
...that I may bury my dead."**

Genesis 23:4





Tell the Story Paste the pictures in the correct order.

This story reminds us that
IT IS IMPORTANT to choose carefully whom you marry.

Fill in the Family Tree

Terah

m.

m.

?

How Long Is Marriage to Last?

Whom Should a Christian Marry?

Read this verse to find and underline the answers.

"A wife is bound by law as long as her husband lives;
but if her husband dies,
she is at liberty to be married to whom she wishes,
only in the Lord."


1 Cor. 7:39

?



**Isaac took Rebekah and
she became his wife,
and he loved her.**

Genesis 24:67



PART 3 -- ISAAC

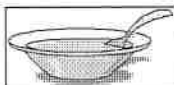
Esau Sells His Birthright to Jacob -- Genesis 25:8-11, 19-34

Which Twin Is It?

Twins are sometimes almost exactly alike. Other times they are very different.
Jacob and Esau were very different from the time they were born.

Tell which twin was:

smooth
quiet
stayed by home tents
his mother's favorite
knew what was valuable



red and hairy
hunter
went out into open country
his father's favorite
did not think of the future

Choosing What Is Most Important

Many things are all right to do but when we think about the future
we know we should choose to do something different.

In the things below, choose what is more important. Underline it in red.

1. Sleep on Sunday morning?
2. Talk in church?
3. Do your work in school?
4. Not do your homework because you're tired?
5. Eat with dirty hands because you're too hungry to wait?
6. Finish your schooling to have a good job?

OR

1. Go to bed early. Get up to go to church?
2. Listen to the person preaching or leading?
3. Play with your friends?
4. Rest a bit and finish your work?
5. Wash first so you won't get sick?
6. Quit school so you can have some money right away?

Who Died and Was Buried in the Cave?

Genesis 25:8-11

Who Buried Him?

and _____

Sarah _____

**Esau swore to him,
and sold his birthright
to Jacob.**

Genesis 25:33



PART 3 -- ISAAC

Isaac's Wells -- Genesis 26:1-33

What were the Philistines taking away from Isaac.

Use a pencil to draw a line by following the numbers from dot to dot.

Mateo 5:9

Fill in the blanks.

Explain what it means.

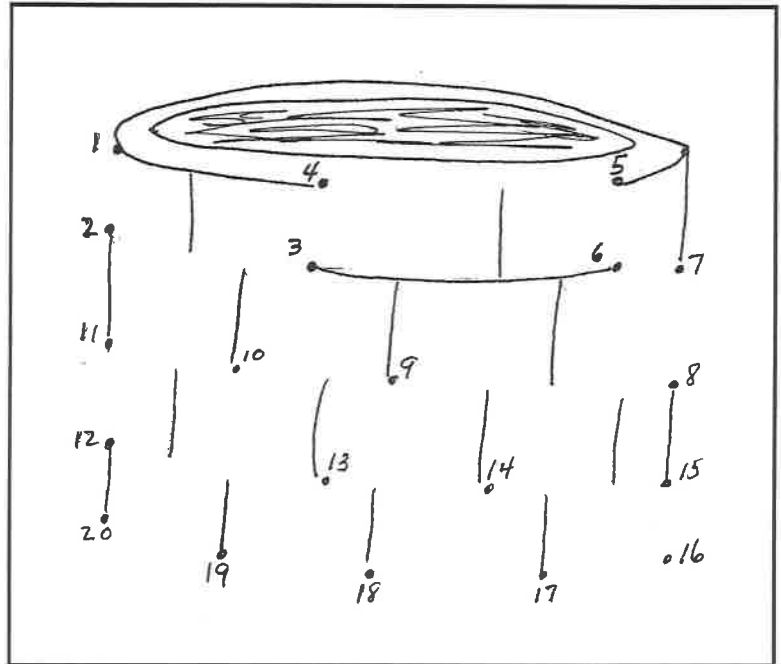
"Blessed are the

_____ ,
for they will be called
_____ of _____."

What did Isaac do?

Circle the correct answers.

1. Had a war with Abimelech over the wells.
2. Took one of Abimelech's tents.
3. Made an agreement with Abimelech.
4. Put guards around his wells.
5. Complained to his neighbors.
6. Moved to another place and dug new wells.



What is it?

Choosing to do what we should

For each of the things below
first, tell what you feel like doing;
then, tell what you should do.

1. Your little brother takes your toy.
2. Your sister takes the biggest bread.
3. A boy on the street takes your money.
4. Someone in class takes your seat.



The Philistines said to Isaac:

**"Let there now be an oath
between us, between you and
us... and let us
make a covenant with you."**

Genesis 26:28

GENESIS

PART 4 -- JACOB

Jacob Receives the Blessing -- Genesis 26:34 to 28:5

The Blessing

Decipher the words with your code card. Then fill in the blanks using these words.

9 19 1 1 3

5 19 1 21

10 1 3 15 2

18 5 2 5 11 1 8

_____ had 2 sons named _____ and _____. Isaac was old and blind. He sent _____ to go out into the field to kill a wild animal and make him special food that he liked. He promised to bless _____ after he ate. While Esau was gone, _____ helped _____ dress as if he were _____. She put goatskins on his hands and neck. She dressed him in _____'s clothes. That way _____ would feel and smell like Esau to his blind father. _____ prepared food. _____ took it to his father. _____ doubted at first but finally decided it was Esau, ate the food, and gave blessing to _____. When _____ returned from the field, he brought the special food to his father. _____ trembled for he realized that he had been tricked. _____ was very angry. He planned to kill _____ after his father died. _____ and _____ sent _____ away to his mother's country to find a wife and to save his life.

Who Sinned

Match the person with the bad things he/she did:

Jacob

lied

stole

Esau

planned and helped
another to lie and steal

Rebekah

planned to kill

**Talk
about
how
a
family
should
act.**

"One Lie Leads To More Lies"

Count the number of lies told in this story.

27:15 _____

27:16 _____

27:19 _____

27:20 _____

27:24 _____

27:27 _____

Total _____

**God says:
"Do not lie
to one another."**

Colossians 3:9

**Esau hated Jacob because of
the blessing with which his
father blessed him.**

Genesis 27:41

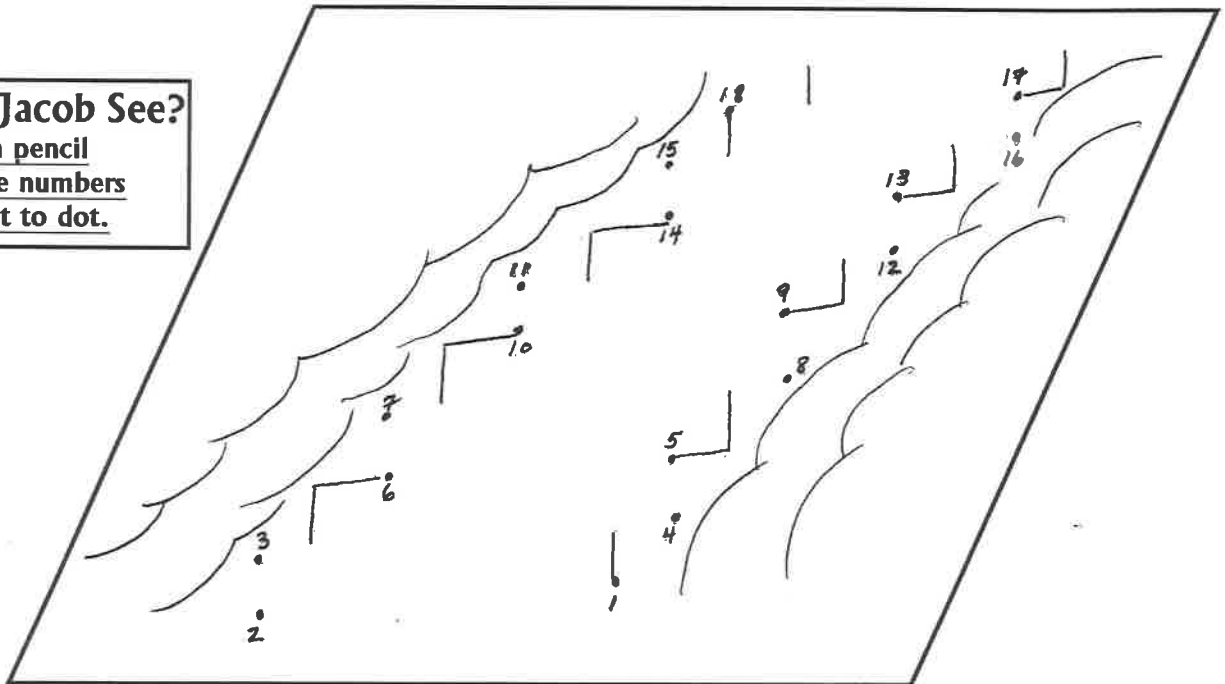


PART 4 -- JACOB

Jacob's Vision -- Genesis 28:6-22

What Did Jacob See?

With a pencil
follow the numbers
from dot to dot.



Genesis 28:13-15

Decipher the words with your code card. Then fill in the blanks using these words.

12 15 18 4 7 15 4 12 1 14 4 4 21 19 20 25 15 21 2 12 5 19 19 5 4

"I am the _____ of Abraham your father and the _____ of Isaac; the _____ on which you lie I will give to you and your descendants. Also your descendants shall be as the _____ of the earth; you shall spread abroad to the west and the east, to the north and the south; and in you and in your seed all the families of the earth shall be _____. Behold, I am with _____ and will keep you wherever you go, and will bring you back to this _____; for I will not leave you until I have done what I have spoken to _____."

How did Jacob feel when he woke up?

And he was _____ and said,
"How _____ is this place!
This is none other than the house of _____,
and this is the gate of _____!"

Genesis 28:17

The LORD said to Jacob:


**"In you and in your seed
all the families of the earth
shall be blessed."**

Genesis 28:14



PART 4 -- JACOB

Jacob Comes to the Well -- Genesis 29:1-13



"When Jacob saw Rachel...and the sheep...Jacob went near and rolled the stone from the well's mouth, and watered the flock."

Genesis 29:10

What can you do to help those who are weaker than you are?



1. Your little brother is trying to button his sweater.
2. A blind man wants to cross the street.
3. An old lady lives next door to your family.
4. A little cousin is afraid of the dark.
5. Name other examples and tell what you can do.



**"As we have opportunity,
let us do ____ to ____,
especially to those who are of the household of faith."**

Galatians 6:10

PART 4 -- JACOB

Jacob Gets Married -- Genesis 29:14 to 30:13,17-24

Who?

Decipher the words with your code card.

Then draw a line from the question to the name that gives the right answer or answers.

Who wanted to marry Rachel?

10 1 3 15 2

Who gave him Leah instead?

18 1 3 8 5 12

Whom did Jacob marry?

Who was dishonest?

12 5 1 8

Who had many sons?

12 1 2 1 14

Who had one son, Joseph?

How Many Wives Should a Man Have According to God?

From the beginning of time, God wanted a man to have only one wife.

When God made Eve and brought her to Adam He said:

"A man shall leave his father and mother and be joined to his wife,
and they shall become one flesh."

Genesis. 2:24




How many years did Jacob
work to have Rachel for his wife?

7 9 12 14 20

**Jacob...loved Rachel more than
Leah. And he served
with Laban still another
seven years.**

Genesis 29:30



PART 4 -- JACOB

Jacob Flees From Laban -- Genesis 30:25 to 31:21

Laban

Circle the dishonest things Laban did to Jacob:

Gave him a
different wife
from the one he
promised.Stole his
sheep.Gave him a
tent
and then
took it away.Changed
his wages 10
times.Told him one
price for land
and charged
him more.What Did Jacob Take With Him?

Decipher the words with your code card. Then fill in the blanks using these words.

10 1 3 15 2

12 9 22 5 19 20 15 3 11

9 19 1 1 3

3 1 13 5 12 19

"_____ rose and set his sons and his wives on _____. And he carried away
all his _____ and all his possessions which he had gained, his acquired
_____ which he had gained in Padan Aram, to go to his father _____
in the land of Canaan."

(Genesis 31:17,18)

What should you do if someone lies to you?Underline the way you should act.

"As for me, I will call upon God, and the Lord shall save me. Evening and
morning and at noon I will pray, and cry aloud, and He shall hear my voice."

Psalm 55:16,17

"For the mouth of the wicked and the mouth of the deceitful have opened
against me; They have spoken against me with a lying tongue. They have also
surrounded me with words of hatred, and fought against me without a cause.

In return for my love they are my accusers, but I give myself to prayer."


Psalm 109:2-4

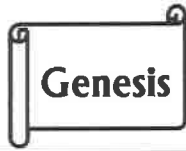
"Repay no one evil for evil...Do not be overcome by evil,
but overcome evil with good."

Rom. 12:17,21

The LORD said to Jacob:
"Arise, get out of this land,
and return to the land
of your family."

Genesis 31:13





GENESIS

OLDER 32

PART 4 -- JACOB

Laban Pursues Jacob -- Genesis 31:22-55

????????????????? **Who?** ??????????????????

Decipher the words with your code card.

Then draw a line from the question to the name that gives the right answer.

7 15 4

1. Who stole something and lied about it?

18 1 3 8 5 12

2. Who made a pact to not cross over into
each other's land?

10 1 3 15 2

3. Whom did they call as a witness to their pact?

12 1 2 1 14

people get hurt

sometimes
people get killed

feelings
get
hurt

Circle what happens in a fight.

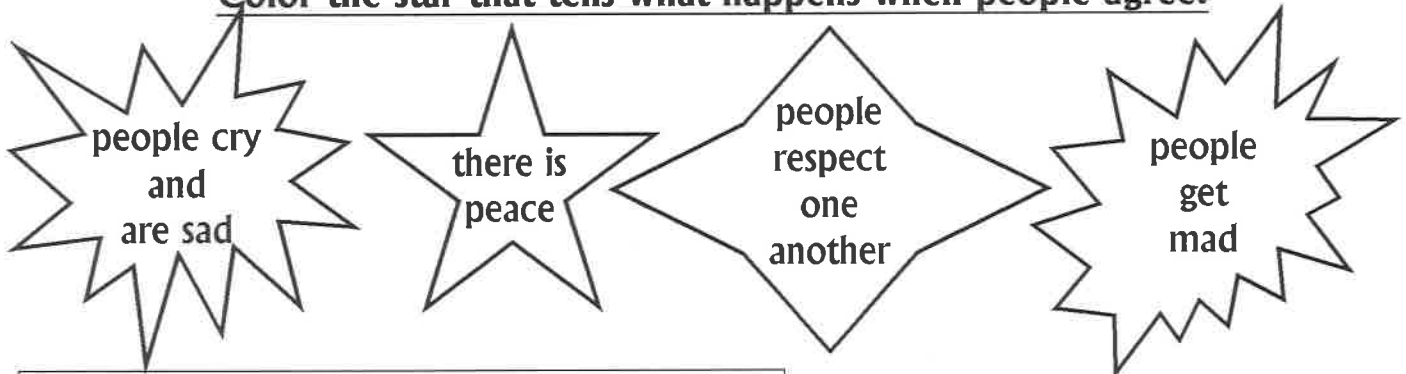
nobody
gets
hurt

people laugh
and
are happy

people say
things they
shouldn't say

things
get
broken

Color the star that tells what happens when people agree.



How many years did Jacob serve Laban?

- ___ years for Rachel but got Leah.
- ___ years more for Rachel.
- ___ years for the flock.
- ___ Total years.

If you don't remember--
Read
Genesis 29:20,27
Genesis 31:41

Laban said to Jacob:
"May the LORD watch between
you and me when we are
absent one from another."

Genesis 31:49




PART 4 -- JACOB

Jacob Meets Esau -- Genesis 32:1 to 33:20

20?	100?	50?	35?	19?	200?	60?	40?	29?	200?	18?	10?	20?	
20	How Many Animals?												20
?	Look in Genesis 32:13-16 to find out how many animals Jacob sent to Esau as a gift.												?
200													200
?													?
50													50
?													?
30													30
?													?
100													100
?													?
10													10
?													?
60													60
?													?
19													19
20?	100?	50?	35?	19?	200?	60?	39?	29?	200?	18?	9?	20?	

_____ female goats
 _____ male goats
 _____ ewes
 _____ rams
 _____ milk camels with their colts
 _____ cows
 _____ bulls
 _____ female donkeys
 _____ foals



Draw lines to show how Jacob and Esau's examples for us.



pray

Jacob

give gifts

greet with humility

ran to meet the other person

kiss and hug

receive the person with favor

Esau

accept the gifts



Esau ran to meet Jacob,
embraced him, and
fell on his neck
and kissed him,
and they wept.
Genesis 33:4

Who Died and Was Buried in the Cave?

Genesis 35:29; 49:31

Who Buried Him?

and



PART 4 -- JACOB

God Blesses Jacob at Bethel -- Genesis 35:1-20,27-29

God's Promise to JacobDecipher the words with your code card. Then fill in the blanks using these words.

16 18 15 14 9 19 5

9 4 15 12 19

9 19 18 1 5 12

1 12 20 1 18

God said to Jacob, "Go to Bethel and build an _____. " Jacob told his family to get rid of their _____. Jacob knew that if he was going to worship the one true God, there couldn't be any idols in his house. They obeyed and he buried the _____ and earrings in the ground. Then they all went to Bethel. There God changed Jacob's name to _____, and repeated the _____ that he would be the father of a nation and of kings. God also said the land He had given to Abraham and Isaac would be Jacob's.

Do you know the names of Jacob's sons?Cross out the names of those who were not Jacob's sons. (Genesis 35:23-26)

Ruben	Issachar	Dan	Jacob	Abraham
Adam	Israel	Naphtali	Zebulon	Simeon
Levi	Joseph	Gad	Esau	Noah
Judah	Asher	Isaac	Benjamin	Abimelech

What God Says About IdolatersUnderline where God will send idolaters.

Revelation 21:8


"But the cowardly, unbelieving, abominable, murderers, sexually immoral, sorcerers, idolaters, and all liars shall have their part in the lake which burns with fire and brimstone, which is the second death."

Important Facts to Remember

Idols are false gods.
God hates idolatry.


**God appeared to Jacob again...
and said to him,
"Your name is Jacob...but
Israel shall be your name."**

Genesis 35:9,10



PART 5 -- JOSEPH

Joseph's Dreams -- Genesis 37:1-11



Joseph had a dream, and he told it to his brothers; and they hated him even more.

Genesis 37:5

Dress Joseph in his coat of many colors. Finish drawing Joseph's dreams.
Under each thing in the dreams, write whom it represented.

Why Did Joseph's Brothers Hate Him?

Genesis 37:4,8

Write 2 reasons :

1. _____
2. _____

Were they right to hate him? _____ Why?

Read Matthew 5:44,45.

Underline what you should do

when someone else in the family is the favorite of your parents
or someone treats you unkindly?


**Jesus said: "I say to you, love your enemies,
 bless those who curse you,
 do good to those who hate you, and
 pray for those who spitefully use you and persecute you,
 that you may be sons of your Father in heaven."**

Some of the answers will be used more than once.

- | | |
|--|---------------------|
| 1. Who went to find his brothers? | a stranger |
| 2. Who were taking care of the sheep? | Joseph |
| 3. Who told him where the brothers had gone? | the brothers |
| 4. Who wanted to kill Joseph? | Ishmaelites |
| 5. Where did the brothers put Joseph? | Reuben |
| 6. Who tried to rescue Joseph? | a pit |
| 7. Who passed by while the brothers ate? | 20 pieces of silver |
| 8. Where were they going? | Egypt |
| 9. Whom did the brothers sell to the travelers? | Potipher |
| 10. How much money did they get? | Jacob |
| 11. Who dipped Joseph's coat in the blood of a goat? | |
| 12. Who thought Joseph was dead? | |
| 13. Who bought Joseph in Egypt? | |

After you try, look in Genesis 35:23-26 or the page in your folder to see if you were right.

Genesis 37:28



PART 5 -- JOSEPH

Joseph and Potiphar's Wife -- Genesis 39:1-20

The Sins of Potiphar's Wife

Fill in the blanks using one of these answers:

*It would be a wicked thing to do against his master.**Fornication (sexual immorality).**He went to prison.**It would be a sin against God.**Lied.*

What sin did Potiphar's wife want to do with Joseph? _____

What sin did she use to get even with Joseph
because he refused to do what she wanted? _____

Why did Joseph refuse to do what she wanted?

1. _____
2. _____

What happened to Joseph because he refused to sin against God?

The Bible says:
"Flee fornication
(sexual immorality)."
1 Corinthians 6:18.

Flee means to run away from something.
Fornication (sexual immorality) means to take
someone you are not married to and
to act sexually with that person
as if you were married to him or her.


How Should We Act?

Sometimes we have to suffer because we refuse to sin against God.

How should we act in these examples:


1. A child refuses to cheat on a test; his friend gets mad and won't be his friend.
2. A child refuses to tell a lie for his father, saying he is not home when he is at home; the father gets angry and spansks his child.

Joseph said to Potiphar's wife:
"How then can I do
this great wickedness,
and sin against God"
Genesis 39:9

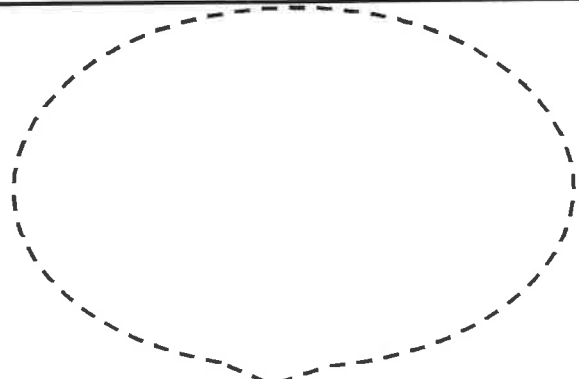


PART 5 -- JOSEPH

Joseph in Prison -- Genesis 39:20 to 40:23



the butler



the baker

Draw the dreams of the butler and the baker

Which of the two dreams came true? _____

Who revealed the meaning of the dreams to Joseph? _____

Who Was Helping Joseph in His Hardships?

Fill in the missing words of these verses.

Color his name with a yellow crayon.

_____ master took him and put him into the _____,
a place where the king's prisoners were confined.
And he was there in the prison. But the _____ was with _____
and showed him _____, and He gave him _____ in the sight
of the keeper of the prison. Genesis 39:20,21

How should you act toward God and others
when you suffer the following hard times?

- your father loses his job;
- you failed your classes in school;
- your family is poor;
- you have to move to another place;
- your family has problems;
- your father or mother leaves the family.


Underline the good thing we should do.

"For the mouth of the wicked and the mouth
of the deceitful are opened against me: they
have spoken against me with a lying tongue.
They compassed me about also with words
of hatred; and fought against me without a
cause. For my love they are my adversaries:
but I give myself unto prayer."

Psalm 109:2-4

**Joseph's master took him
and put him into the prison,
a place where the king's
prisoners were confined.**

Genesis 39:20



PART 5 -- JOSEPH

Joseph is Made Governor of Egypt -- Genesis 41

Pharaoh's Dreams

With your pencil, draw a line to the correct answer.

1. What did the dreams mean?
2. Why did God send 2 dreams to Pharaoh that meant the same thing? (v. 32)
3. What job did Pharaoh give Joseph?
4. What was Joseph in charge of? (v. 40)
5. Did Joseph do a good job or a poor job?

Collect food and store it to get ready for the famine that was coming.

There were going to be 7 years of plenty of food and 7 years of famine.

To show that God had decided to do this without any doubt and it would happen soon.

Did a good job.

The palace and all the people.

Look At What God Did For Joseph!! Underline the key words.

- 39:2,3 -- made him successful and prospered what he did.
 39:5 -- Joseph made overseer and God blessed Potiphar on all he had.
 39:21 -- gave mercy and favor in the sight of the keeper of the prison.
 39:23 -- made Joseph trusted by keeper of prison; made him prosper.
 40:8; 41:16 -- gave Joseph interpretation of dreams.
 41:38-40 -- made Joseph ruler over Egypt except the throne.

How long had Joseph been in Egypt?

Age when became governor (41:46) _____

Age when sold: (37:2) _____

Total years _____

NEW WORDS

Find and circle the words in the list.
After you find a word tell what it means.

P	H	A	R	A	O	H	A	B	C	G	A	U	N	T	D
R	F	T	Y	U	Q	S	F	B	F	X	Z	N	K	O	U
I	N	T	E	R	P	R	E	T	A	T	I	O	N	Y	P
S	P	I	U	R	E	Q	D	S	M	V	S	A	P	U	L
O	C	V	B	A	F	O	R	N	I	C	A	T	I	O	N
N	L	K	J	H	F	D	S	A	N	A	S	D	T	R	E
E	E	R	T	Y	U	F	L	E	E	T	H	A	T	E	D
R	S	H	A	R	D	S	H	I	P	S	N	B	V	C	X

WORD LIST

FORNICATION

GAUNT

PHARAOH

INTERPRETATION

FLEE

HATED

HARDSHIPS

FAMINE

PRISONER


PIT

Tell HOW Children Can Do a Good Job when:

- sweeping the yard
- hanging the laundry
- running errands
- taking care of a younger child
- doing school work
- washing dishes
- mopping the floor
- washing clothes

**Pharaoh said to Joseph,
 "See, I have set you over
 all the land of Egypt."**

Genesis 41:41



PART 5 -- JOSEPH

Joseph's Brothers Go to Look for Food -- Genesis 42

What Happened?Correct the story by crossing out the wrong words.

When (Jacob, Esau, Joseph) learned that there was food in (Egypt, Babylon, Syria) he sent (3, 10, 5) of his sons to buy some. He said, "Go buy some (wheat, corn, grain) so we will not die." He did not send (Reuben, Benjamin, Judah), Joseph's brother, because (he was afraid harm would come to him, he needed him to tend the sheep, he was too young). When the brothers came before Joseph, who was governor of Egypt, he (did not recognize them, recognized them) but they (did not recognize Joseph, pretended not to recognize Joseph). Joseph called them (spies, robbers, witches). The brothers explained who they were. Joseph said they must bring their (wives, youngest brother, father) with them when they returned. He put them in (a palace, a job, jail) for 3 days. When the brothers came before Joseph again, the brothers said among themselves that this trouble had come to them for the way they had treated (Benjamin, Joseph, Jacob). They (did, did not) know Joseph understood what they said. This caused Joseph to turn away and (laugh, frown, weep). He kept (Simeon, Reuben, Judah) in prison and sent the others home with grain. Later they discovered (money, cups, jewels) in their bags of grain. (Jacob, Judah, Simeon) did not want them to take Benjamin back with them as Joseph had commanded.

WHY?

Talk about why Joseph treated his brothers like he did.
In what way was his treatment helpful to his brothers?


What did Jesus mean
when He said:

"Produce fruit in keeping
with repentance."

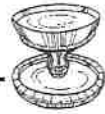
NIV Matthew 3:8

**Joseph's ten brothers went
down to buy grain in Egypt.**

Genesis 42:3



Joseph's Brothers Return with Benjamin -- Genesis 43:1 to 44:13



Finish the Story

Fill in the blanks using the words in the Word List. Some words may be used more than one time.

1. Jacob told his sons to go buy more _____ in Egypt.
2. They insisted that they could only go if they took _____.
3. Finally Jacob said they could. He sent _____ of balm, honey, spices, myrrh, pistachio nuts and almonds along with double the amount of _____.
4. In Egypt, Joseph had the brothers come to his _____ to eat.
5. When Joseph saw Benjamin he went to a private room to _____.
6. The brothers were seated at the table according to their _____.
7. Joseph gave _____ five times as much to eat as the others.
8. The brothers still did not recognize _____.
9. Joseph told the steward to put his silver _____ in Benjamin's bag.
10. When it was discovered later, all the brothers returned to Joseph expecting to be made _____.

WORD LIST

slaves
cup
grain
Benjamin
house
money
gifts
weep
Joseph
ages

Who Did What?

Draw lines from the questions to the correct answers.

What did Joseph do
to test his brothers
to see if
they had changed?

What did
the brothers do
to show
they had changed?

Pled for Benjamin's life.
Called them spies.
Offered to be slaves to Joseph in Benjamin's place.
Put them in prison for 3 days.
Kept one in prison when the others took grain home.
Said they did wrong to their brother Joseph years before.
Told them they could only return if they brought Benjamin.
Guaranteed to their father that Benjamin would return.
Put their money back in their bags of grain.
Put the silver cup in Benjamin's bag.
Said they were in trouble now was what did to Joseph.

**The men took...Benjamin, and
...went down to Egypt; and
they stood before Joseph.**

Genesis 43:15



PART 5 -- JOSEPH

Joseph Makes Himself Known to his Brothers -- Genesis 44:14 to 45:24

How Many?Circle the correct number of items as the answer to the questions.

1. How many sons of Jacob went to Egypt to buy grain the first time? (42:3)



2. How many sons of Jacob stayed at home the first time? (42:13)



3. How many sons did they say their father had? (42:13)



4. How many sons of Jacob were left in jail when the others returned home? (42:24)



5. How many brothers found their silver returned to their sacks? (42:35)



6. How many sons of Jacob went to Egypt the second time? (42:24,36; 43:15)



7. At Joseph's house, how much more food did Benjamin receive than the others? (43:34)



8. How many silver cups were put in their sacks? (44:2)



9. How many new clothes did each of the 10 brothers receive from Joseph? (45:22)



10. How many new clothes did Benjamin receive? (45:22)



11. How many donkeys did Jacob's sons take back to him from Egypt? (45:23)

**How Did They Feel?**Draw a line to the correct answer.

The brothers when Joseph told them he was Joseph (45:3)

embraced and wept

Joseph about his brothers selling him (45:5)

kissed and wept

Benjamin to see his brother after so many years (45:14)

dismayed

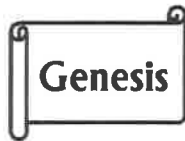
Joseph toward his brothers now (45:15)

God sent me to save lives

**Joseph said to his brothers,
"I am Joseph your brother,
whom you sold into Egypt."**

Genesis 45:4





GENESIS

OLDER 44

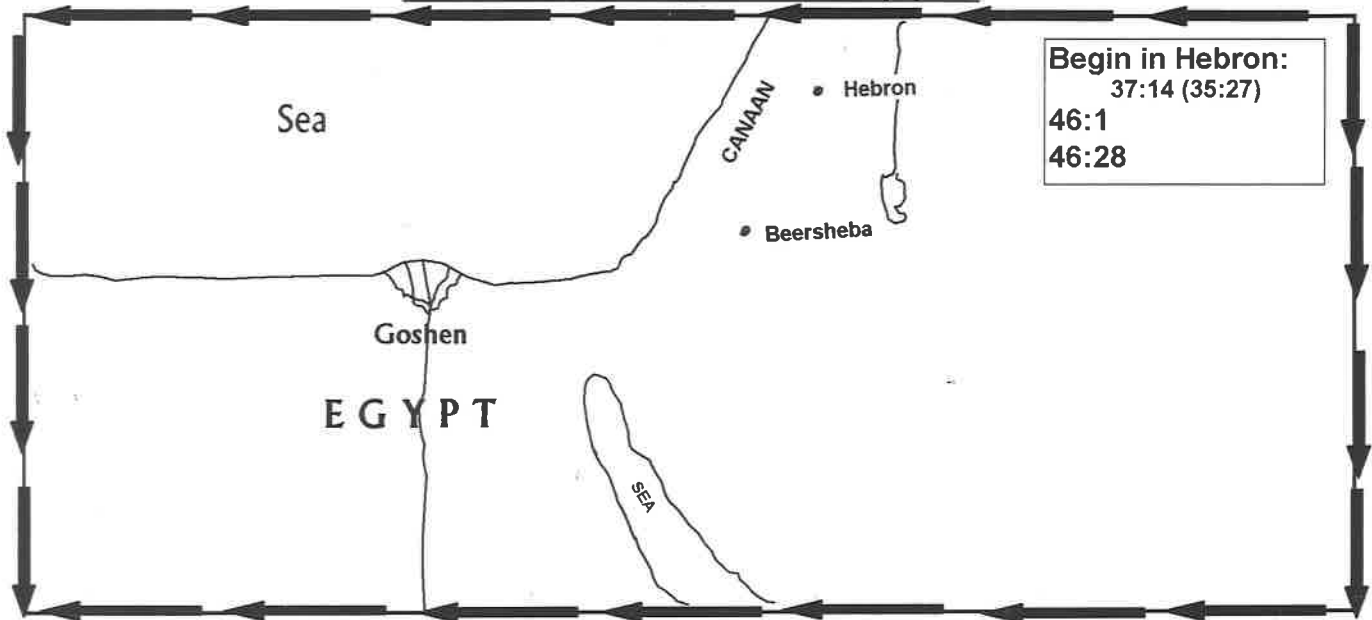
PART 5 -- JOSEPH

Jacob Comes to Egypt -- Genesis 45:25 to 47:28

Jacob's Trip to Egypt

On the map, draw a line with your pencil to show the road that Jacob took to go to Egypt.

Use the verses in the box to help you.



???????????????? What? Where? How? ?????????????????


Draw a line to the correct answers.

Goshen
livestock
130 years
17 years
goods
sons
daughters
grandchildren
shepherds

1. What did Jacob take with him to Egypt? (46:6,7)
2. In what part of Egypt did they go to live? (46:28)
3. What kind of work did Jacob's family do? (46:32)
4. How old was Jacob when he met Pharaoh? (47:9)
5. How many years did Jacob live in Egypt? (47:28)

**They took their livestock and
their goods... and went to
Egypt, Jacob and all his
descendants with him.**

Genesis 46:6



PART 5 -- JOSEPH

Jacob Blesses His Sons and Dies -- Genesis 47:27 to 50:26

Jacob's Twelve Sons

Circle the names of Jacob's 12 sons in the puzzle.

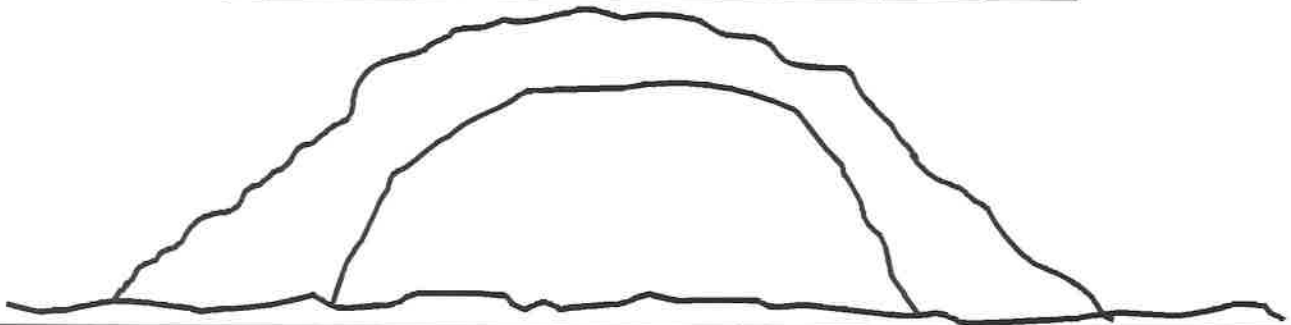
A	L	R	Q	N	H	U	K	E	L	P	O	S	R
Z	E	B	U	L	O	N	V	Q	A	S	J	R	J
B	V	E	A	S	D	F	G	H	J	K	U	I	N
C	I	S	S	A	C	H	A	R	R	Y	D	O	O
D	Z	R	I	E	C	S	D	F	D	B	A	L	P
E	X	T	M	C	G	I	L	J	A	S	H	E	R
F	C	B	E	N	J	A	M	I	N	X	Q	D	U
G	V	Y	O	C	O	L	K	J	H	G	F	R	B
H	B	U	N	V	S	R	L	P	K	T	B	B	E
I	N	I	A	Y	E	Q	K	G	A	Y	V	N	N
J	A	O	N	A	P	H	T	A	L	I	C	J	I
K	L	P	A	E	H	H	F	D	S	U	H	K	O

Jacob Dies

Before he died, Jacob blessed his _____ sons and his _____ grandsons. The grandsons were the sons of _____. Joseph's brothers were afraid because they thought that after their father died _____ would _____ them for selling him. The brothers asked Joseph to _____ them. When Jacob died, all the servants of _____, and the elders of _____ went with the family to bury him. Before he died, Joseph made his brothers promise to take his _____ to the land that God had promised to their father Jacob.

The Cave

Put the names in the cave of Jacob's family already buried in the place where he wanted to be buried. (49:29-31) Add Jacob.




Which of Jacob's Grandsons Received Special Blessings?


_____ and _____
Who was their father?

(Genesis 48:1-21)

All these are the twelve tribes of Israel...Their father...blessed each one according to his own blessing.

Genesis 49:28






**"In the beginning
God created
the heavens and the earth."**

Genesis 1:1

The Creation of Adam and Eve

Genesis 1:26-30 and 2:4-25

Younger Worksheet 2



**"God created man
in His own image...
male and female
He created them."
Genesis 1:27**


"The woman saw that the tree was good for food ... she took of its fruit and ate. She also gave to her husband...and he ate."

Genesis 3:6

3 The First Sin

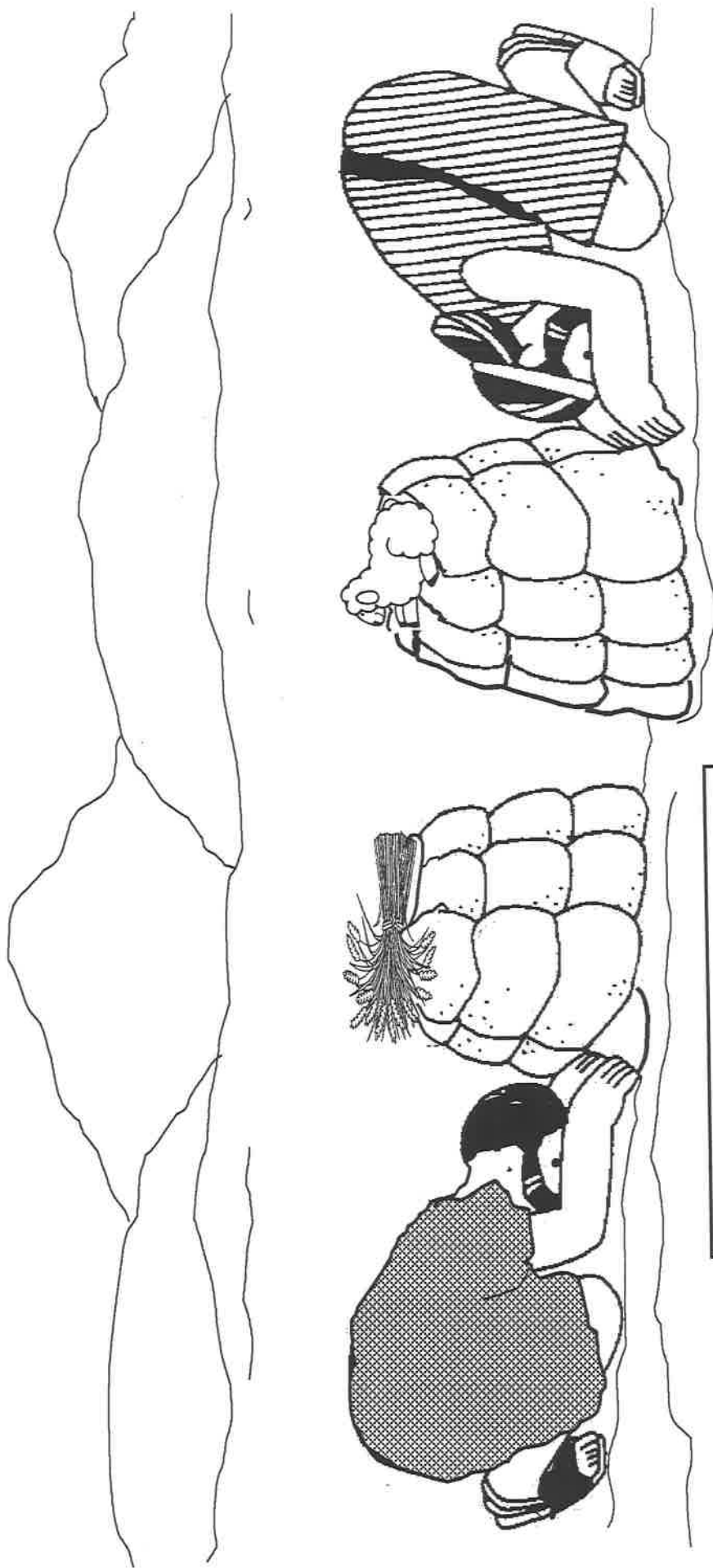
Genesis 3

Younger Worksheet 3



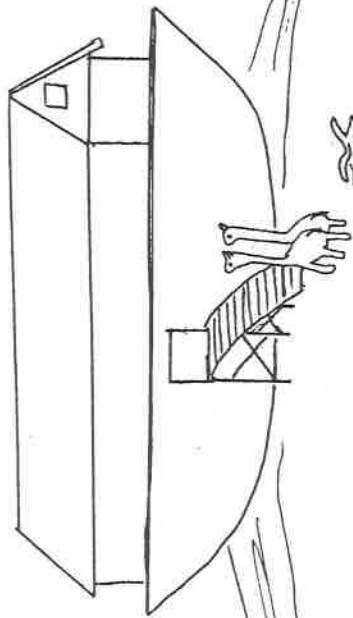
Cain and Abel

Genesis 4:1-16

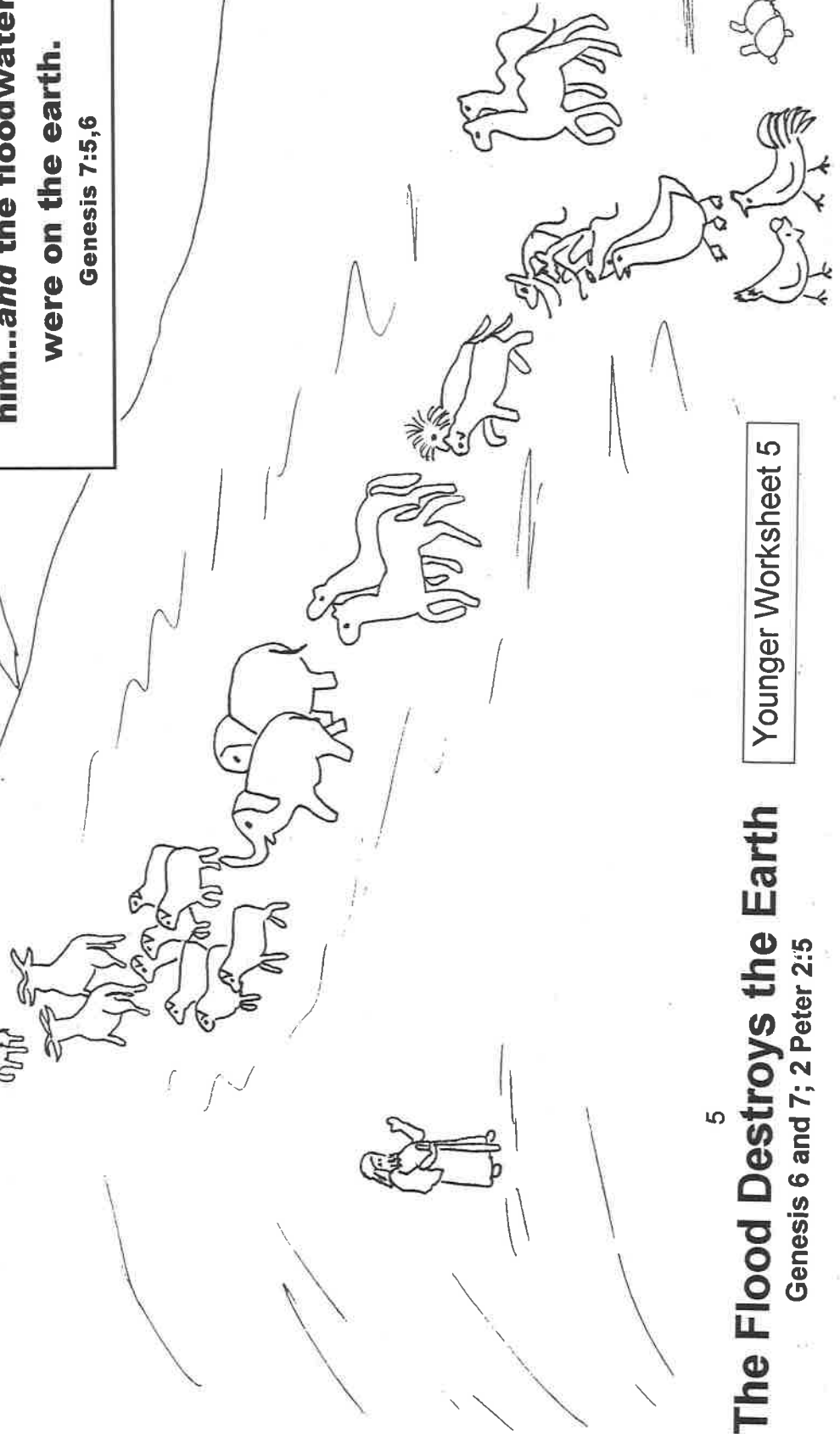



Cain brought an offering of the fruit of the ground to the Lord. Abel also brought of the firstborn of his flock and of their fat.

Genesis 4:3,4



**Noah did according to all
that the LORD commanded
him...and the floodwaters
were on the earth.**
Genesis 7:5,6





**"I set My rainbow in the cloud...
the sign...between Me and the
earth...the waters shall never again
become a flood to destroy all flesh."**

Genesis 9:13,15

6

A New Beginning

Genesis 8:1 to 9:17

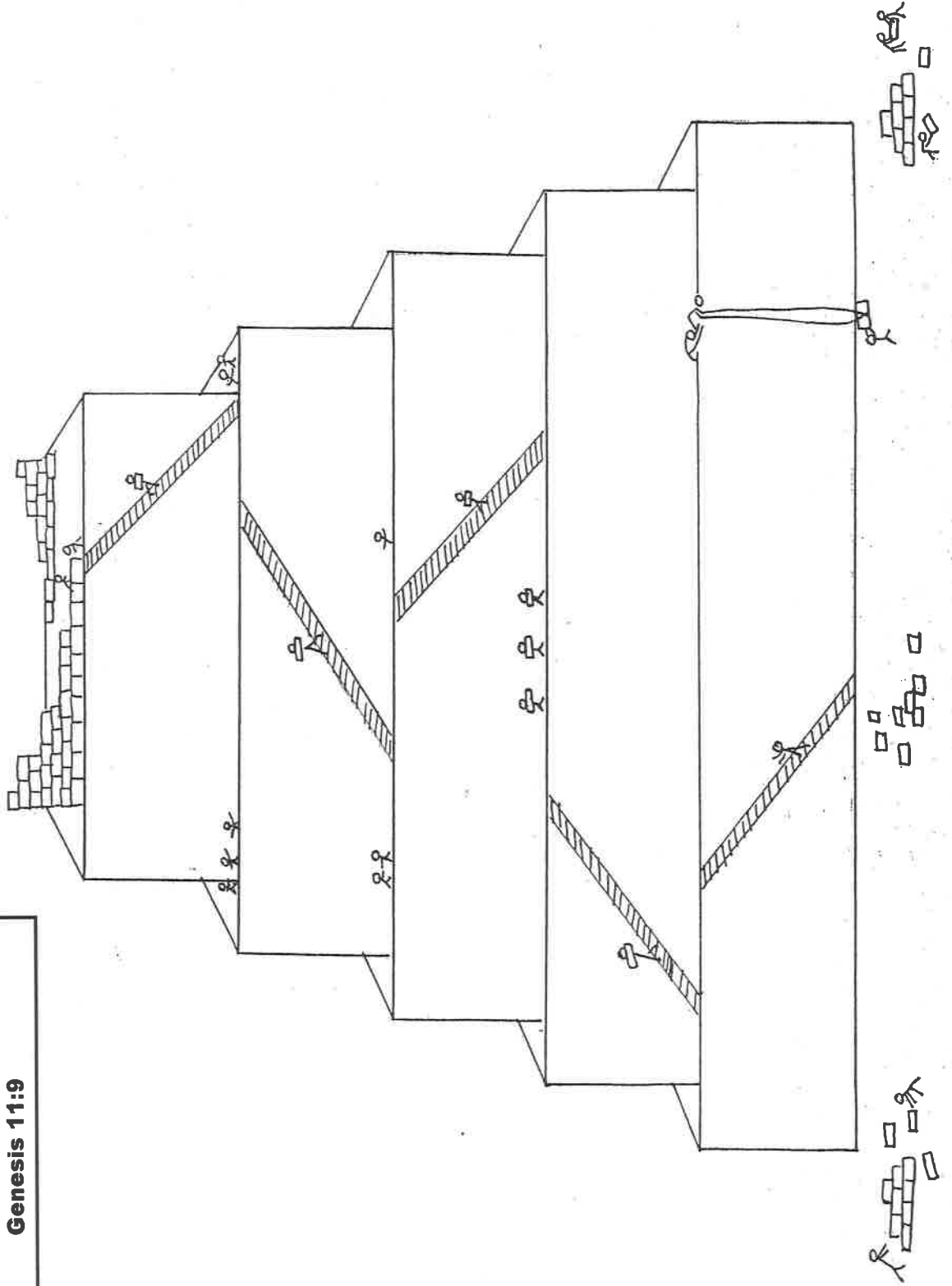
Younger Worksheet 6

The Tower of Babel

Genesis 11:1-9

**Its name is called Babel,
because there the LORD
confused the language
of all the earth.**

Genesis 11:9



The Lord had said to Abram:

"Get out of your country,

From your family

And from your father's house,

To a land that I will show you.

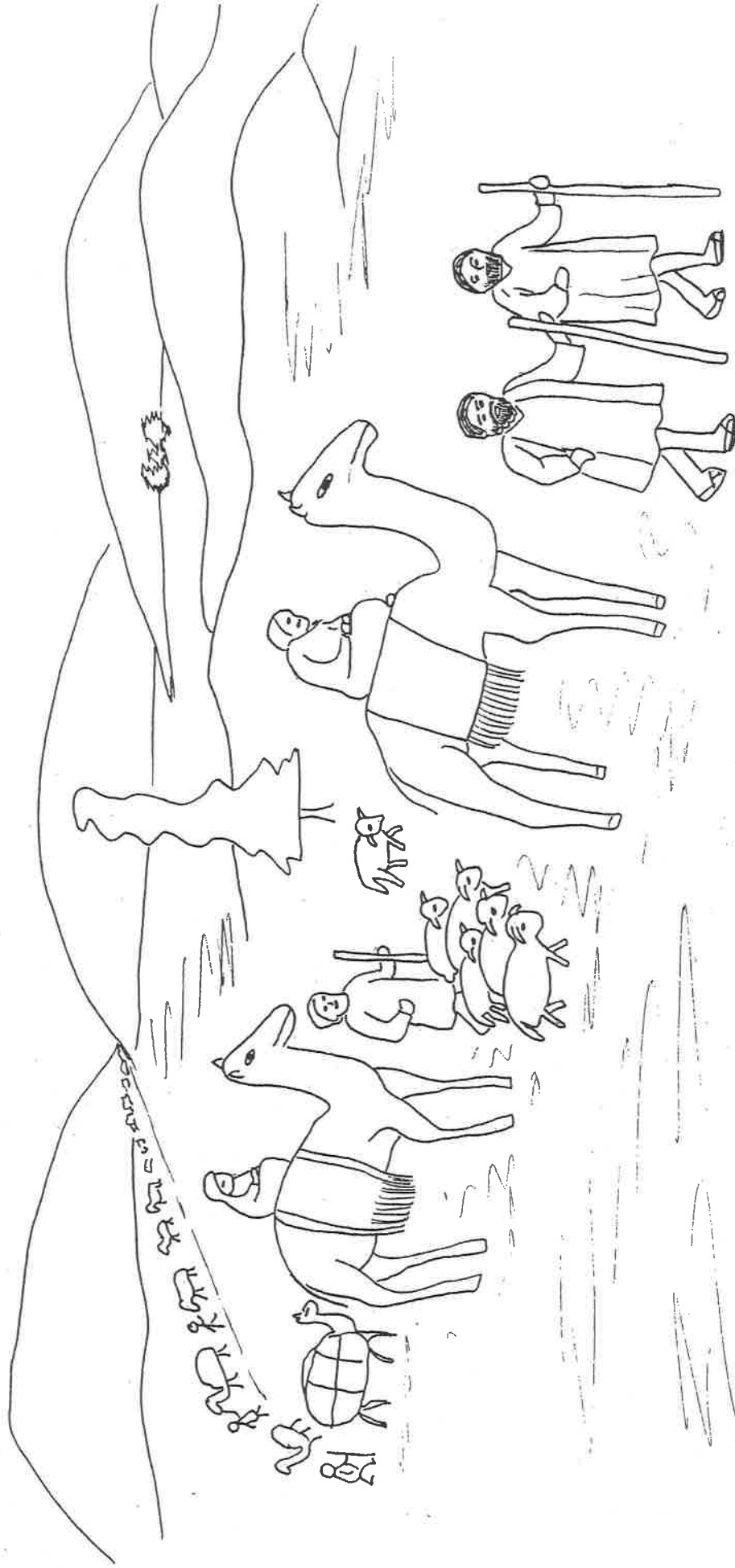
Genesis 12:1

9

Abram's Trip

Genesis 11:27 to 12:20


Younger Worksheet 9



Abram and Lot Separate

Genesis 13

Younger Worksheet 10




**Abram said to Lot,
"Please let there be no strife
between you and me...
for we are brethren.**

Genesis 13:8


Abram Rescues Lot

Genesis 14



**Abram brought back
all the goods, and also...
his brother Lot and
his goods... and the people.**

Genesis 14:16




**God brought him outside and
said, "Look now toward heaven,
and count the stars if you are
able to number them....
So shall your descendants be."**
Genesis 15:4,5

12

God Repeats His Promise

Genesis 15

Younger Worksheet 12



13

The Birth of Ishmael

Genesis 16:1 to 17:9 and 17:15-22

Younger Worksheet 13

**Hagar bore Abram a son;
and Abram named
his son Ishmael.**

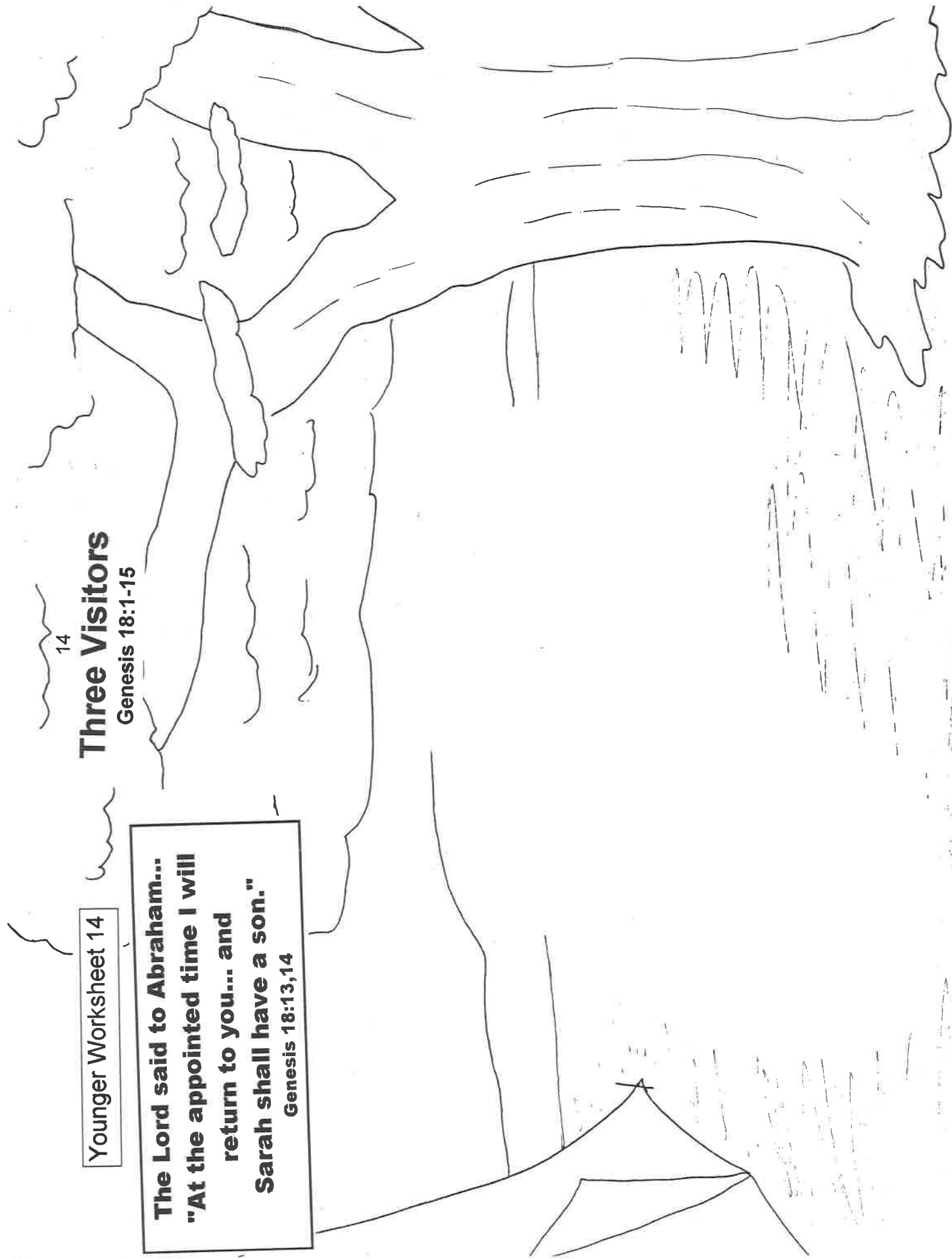
Genesis 16:15

Three Visitors

Genesis 18:1-15

The Lord said to Abraham...
"At the appointed time I will
return to you... and
Sarah shall have a son."

Genesis 18:13,14




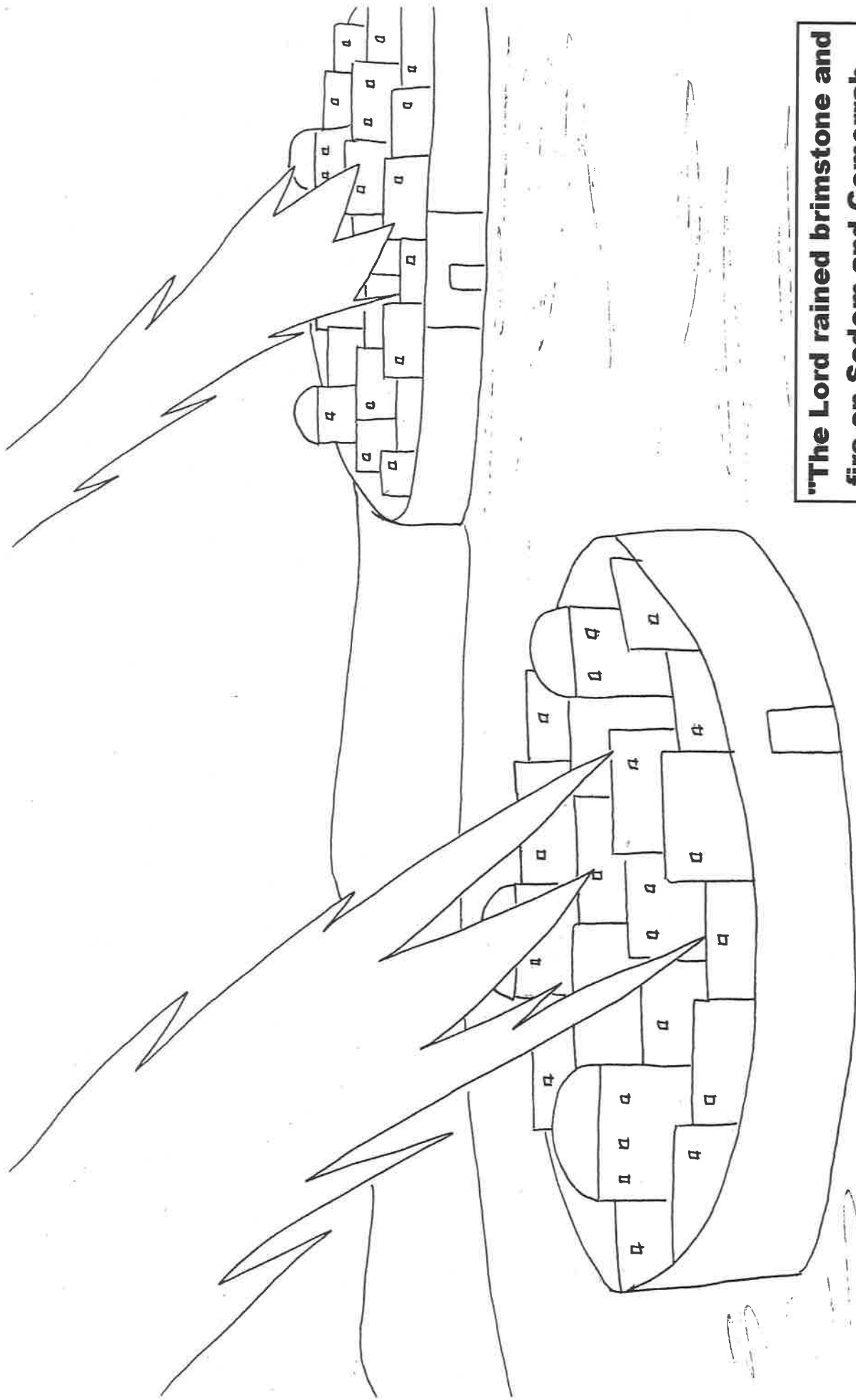
Abraham's Prayer

Genesis 18:16-33

The LORD said, "The outcry against Sodom and Gomorrah is great and their sin is very grave." And Abraham came near and said, "Would You also destroy the righteous with the wicked?"

Genesis 18:20,23





**"The Lord rained brimstone and
fire on Sodom and Gomorrah...
So He overthrew those cities."**

Genesis 19:24,25

16

The Destruction of Sodom and Gomorrah


Genesis 19:1-29

Younger Worksheet 16

Abraham Tells Half of the Truth

Genesis 20

Younger Worksheet 17



**Abraham said
of Sarah his wife,
"She is my sister."**
Genesis 20:2


The Birth of Isaac

Genesis 21:1-20

Younger Worksheet 19

**Sarah conceived and bore
Abraham a son in his old age,
at the set time of which God
had spoken to him.**

Genesis 21:2



Abraham Makes a Covenant

Genesis 21:22-34

**Abraham took sheep and oxen
and gave them to
Abimelech, and the two
of them made a covenant.**

Genesis 21:27



The Lord said...

**"Now I know that you fear God,
since you have not withheld
your son, your only son,**

from Me."

Genesis 22:12

21

Abraham Sacrifices Isaac


Genesis 22:1-19

Younger Worksheet 21




Abraham Buys a Cave

Genesis 23



Abraham said:
"I am a foreigner and a visitor
among you. Give me property
...that I may bury my dead."

Genesis 23:4



**Isaac took Rebekah and
she became his wife,
and he loved her.**

Genesis 24:67


23

A Wife for Isaac

Genesis 24

Younger Worksheet 23

**Esau swore to him,
and sold his birthright
to Jacob.**
Genesis 25:33



24

Esau Sells His Birthright to Jacob

Genesis 25:8-11, 19-34

Isaac's Wells

Genesis 26:1-33

Younger Worksheet 25

***The Philistines said to Isaac:***

**"Let there now be an oath
between us, between you
and us...and let us
make a covenant with you."**


Genesis 26:28

Jacob Receives the Blessing

Genesis 26:34 to 28:5

**Esau hated Jacob because
of the blessing with which
his father blessed him.**

Genesis 27:41




Jacob's Vision

Genesis 28:6-22


The Lord said to Jacob:
"In you and in your seed
all the families of the earth
shall be blessed."

Genesis 28:14



Jacob Comes to the Well

Genesis 29:1-13




When Jacob saw Rachel...and the sheep...Jacob went near & rolled the stone from the well's mouth, and watered the flock.

Genesis 29:10

Jacob Gets Married

Genesis 29:14 to 30:13, 17-24


**Jacob...loved Rachel more
than Leah. And he served
with Laban still another
seven years.
Genesis 29:30**



Jacob Flees From Laban

Genesis 30:25 to 31:21

Younger Worksheet 31



The Lord said to Jacob:

**"Now arise, get out of this land,
and return to the land
of your family."**

Genesis 31:13

Laban Pursues Jacob

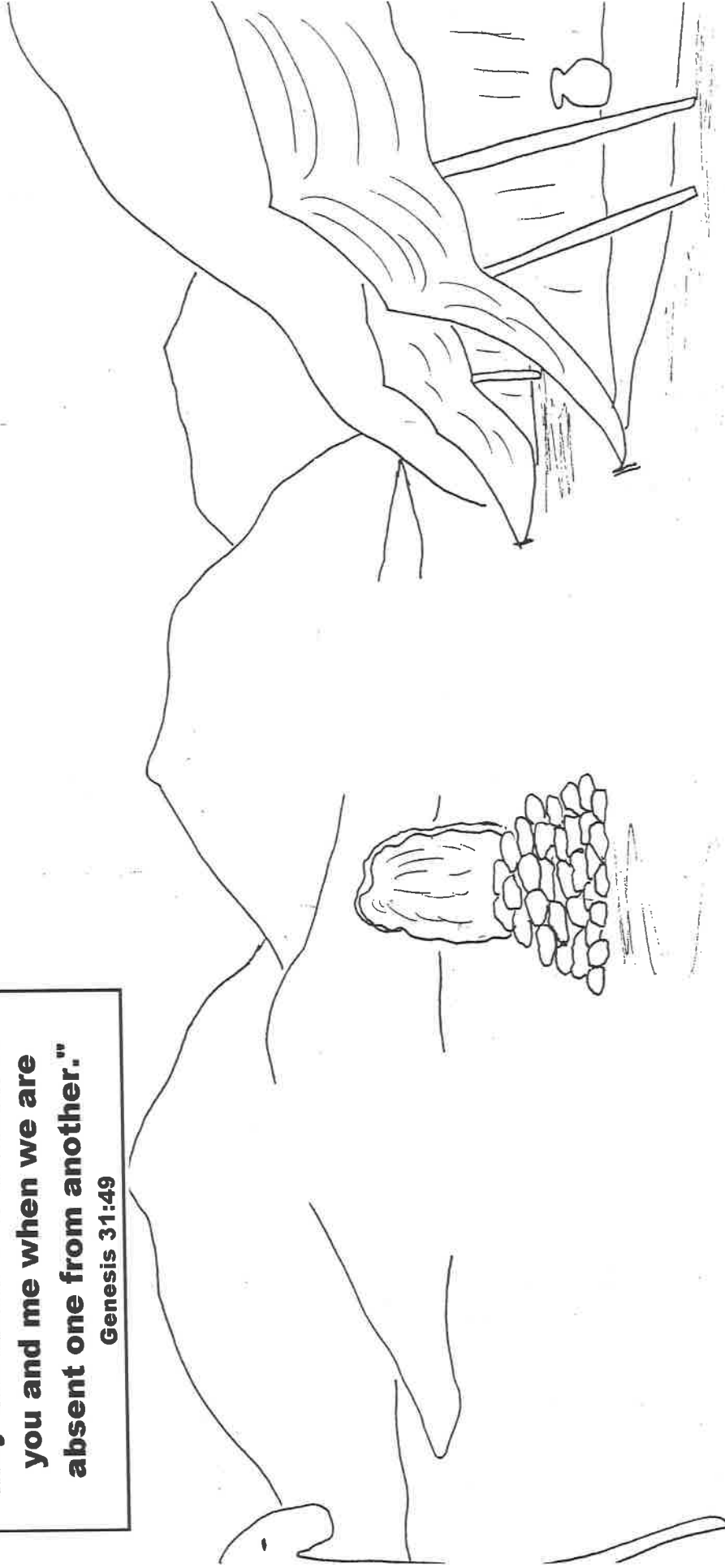
Genesis 31:22-55

Laban said to Jacob:

**"May the Lord watch between
you and me when we are
absent one from another."**

Genesis 31:49


Younger Worksheet 32



Jacob Meets Esau

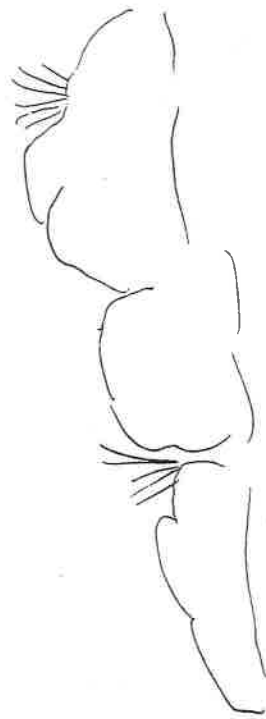
Genesis 32:1 to 33:20


Younger Worksheet 33



**Esau ran to meet Jacob,
embraced him, and
fell on his neck and kissed him,
and they wept.**

Genesis 33:4





**God appeared to Jacob again...
and said to him,
"Your name is Jacob...but
Israel shall be your name."**

Genesis 35:9,10

34

DIOS BENDICE A JACOB EN BETEL

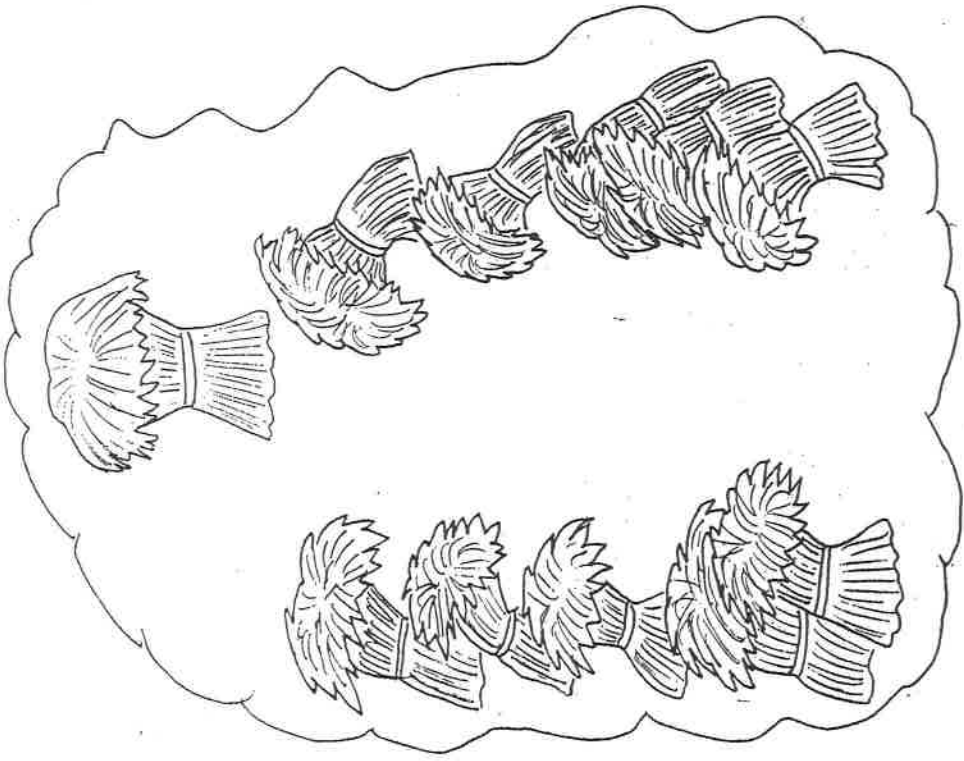
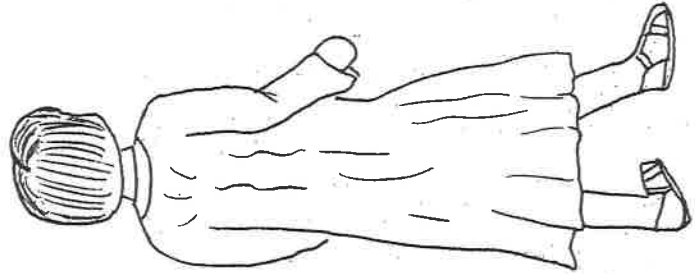

Génesis 35:1-20, 27-29

Younger Worksheet 34

36
Joseph's Dreams

Genesis 37:1-11

Younger Worksheet 36




Joseph had a dream, and he told it to his brothers; and they hated him even more.

Genesis 37:5

Joseph is Sold

Genesis 37:12-36


Younger Worksheet 37



**The brothers pulled Joseph up
...out of the pit, sold him to the
Ishmaelites for 20 shekels of
silver. They took him to Egypt.**
Genesis 37:28

Joseph and Potiphar's Wife

Genesis 39:1-20




Joseph said to Potiphar's wife:

**"How then can I do
this great wickedness,
and sin against God?"**

Genesis 39:9

**Joseph's master took him
and put him into the prison,
a place where the king's
prisoners were confined.**

Genesis 39:20



39

Joseph in Prison

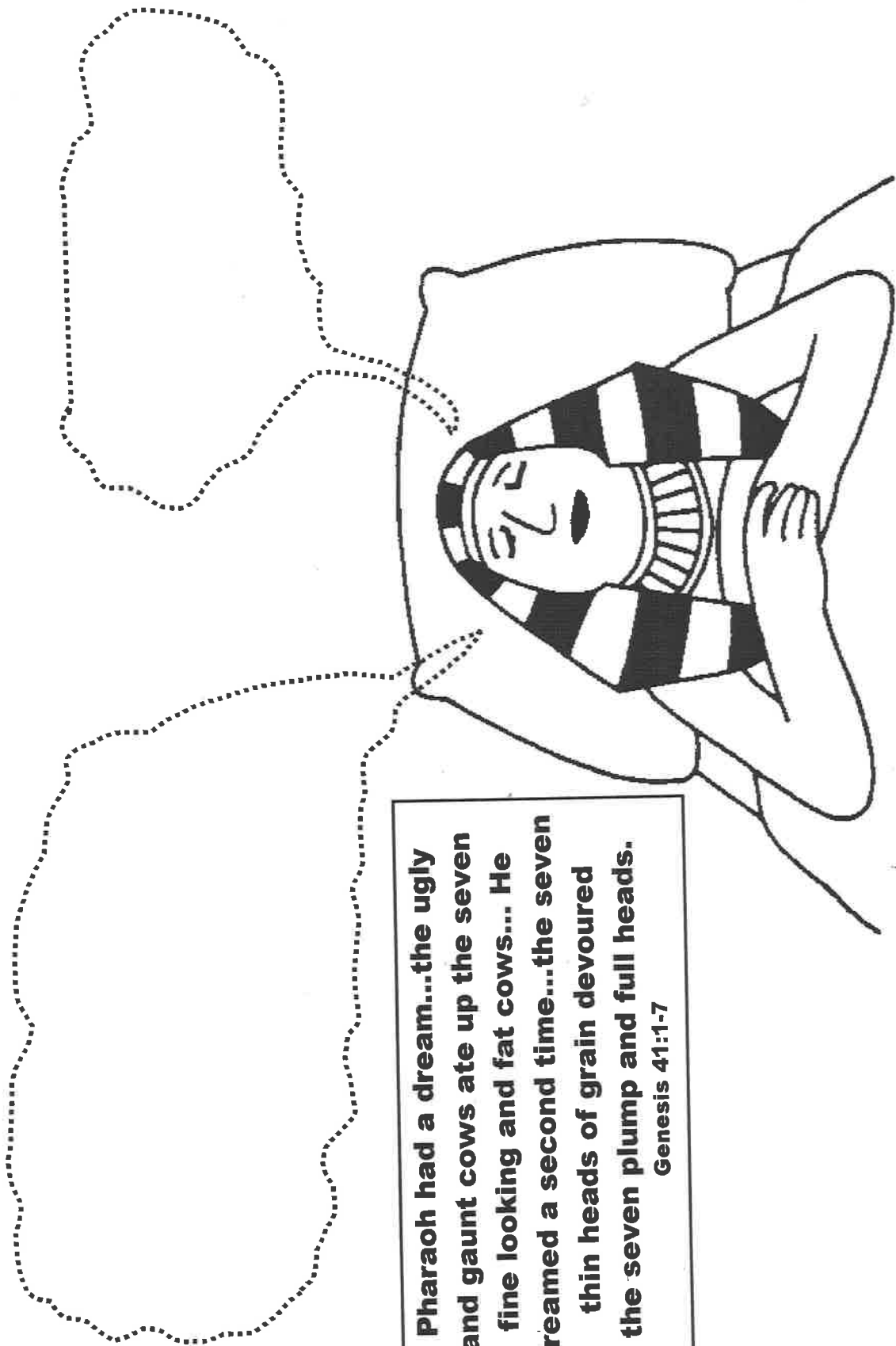
Genesis 39:20 to 40:23

Younger Worksheet 39

PHARAOH'S DREAMS

Younger Worksheet 40-a

Genesis 41:1-41

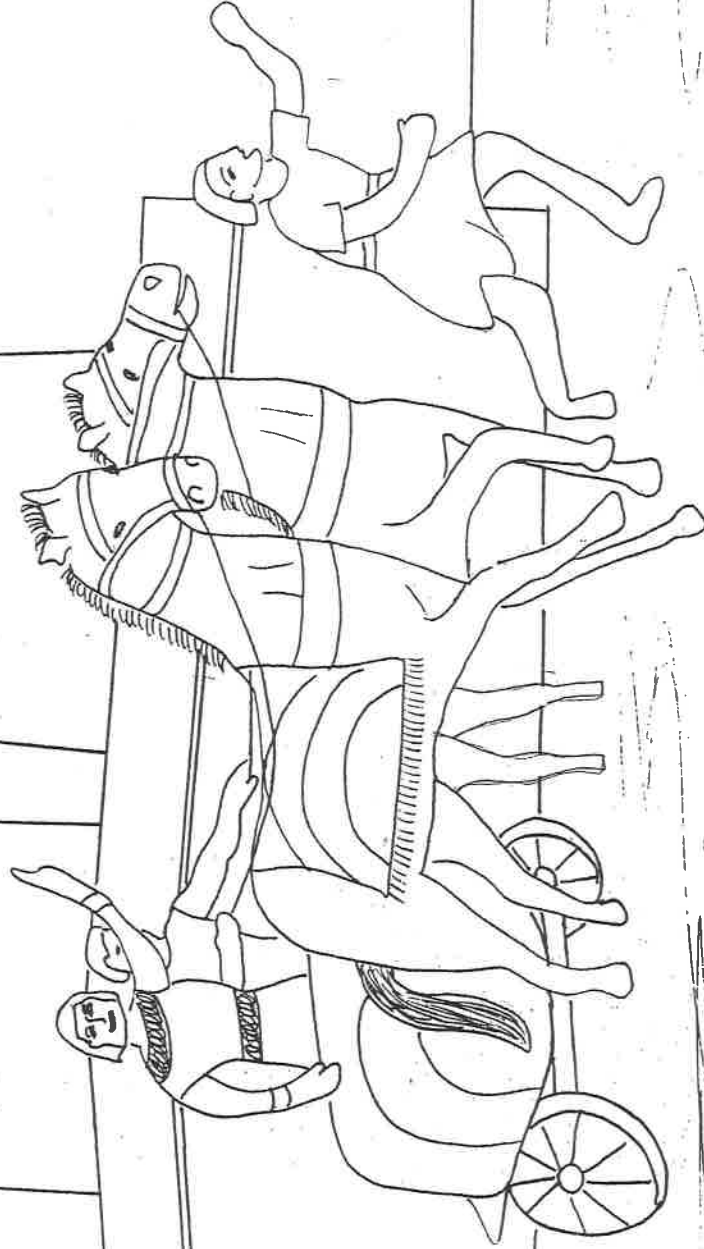


**Pharaoh had a dream...the ugly
and gaunt cows ate up the seven
fine looking and fat cows... He
dreamed a second time...the seven
thin heads of grain devoured
the seven plump and full heads.**

Genesis 41:1-7

**"Pharaoh said to Joseph,
'See, I have set you over
all the land of Egypt.'"**

Genesis 41:41



40


Joseph is Made Governor of Egypt

Genesis 41

Younger Worksheet 40-b

**Joseph's ten brothers went
down to buy grain in Egypt.**


Genesis 42:3



Joseph's Brothers Return with Benjamin

Genesis 43:1 to 44:13

Younger Worksheet 42



**The men took...Benjamin, and
...went down to Egypt; and
they stood before Joseph.**

Genesis 43:15

Joseph Makes Himself Known to his Brothers

Genesis 44:14 to 45:24

Younger Worksheet 43


**Joseph said to his brothers,
"I am Joseph your brother,
whom you sold into Egypt."**

Genesis 45:4



Jacob Comes to Egypt

Genesis 45:25 to 47:28



They took their livestock and their goods... and went to Egypt, Jacob and all his descendants with him.

Genesis 46:6

Jacob Blesses His Sons and Dies

Genesis 47:27 to 50:26

Younger Worksheet 45




**All these are the twelve tribes
of Israel... Their father... blessed
each one according to
his own blessing.**
Genesis 49:28

Genesis

tells us about

The Creation, Adam, and Noah

(Part 1 -- Genesis 1 - 11)



Genesis

tells us about

Abraham

(Part 2 -- Genesis 11 - 20)




Genesis

tells us about

Isaac

(Part 3 -- Genesis 21 - 26)




Genesis

tells us about

Jacob

(Part 4 -- Genesis 26 - 35)




Genesis

tells us about

Joseph

(Part 5 -- Genesis 37 - 50)



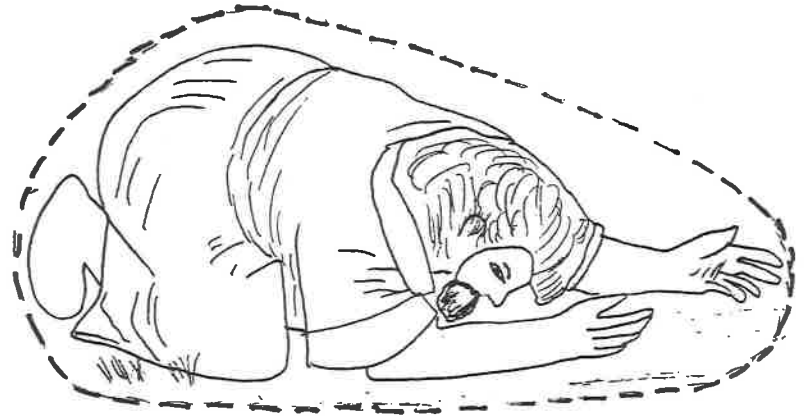
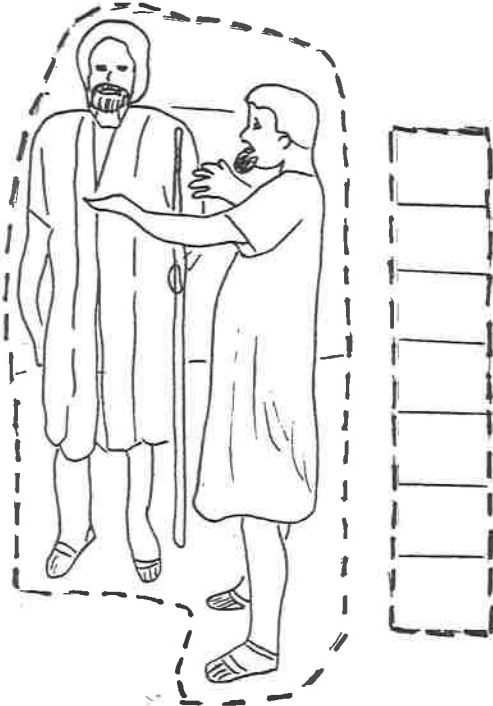
GENESIS Extra Things for Worksheet--Pictures YOUNGER

Lesson
1

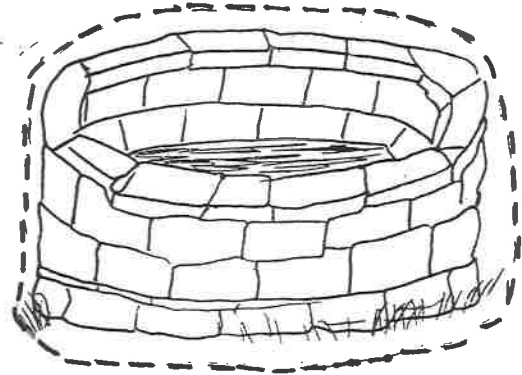


Lesson 15 (Abram)


Lesson 10 (Abram & Lot)




Lesson
25
(well)



Lesson 14 (Abraham & men)



Lesson 32 Laban, Jacob

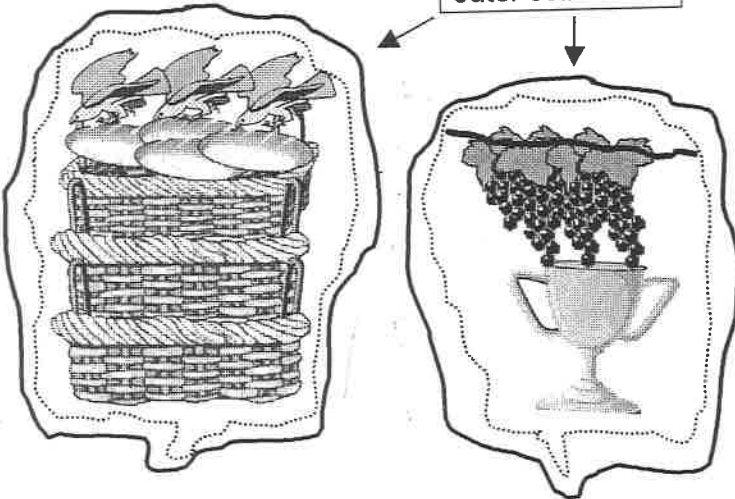


Lesson 33 Jacob and Esau




Lesson 39



Cut out inside the outer solid lines.



Lesson 20



Lesson 40 (Pharaoh's dreams)

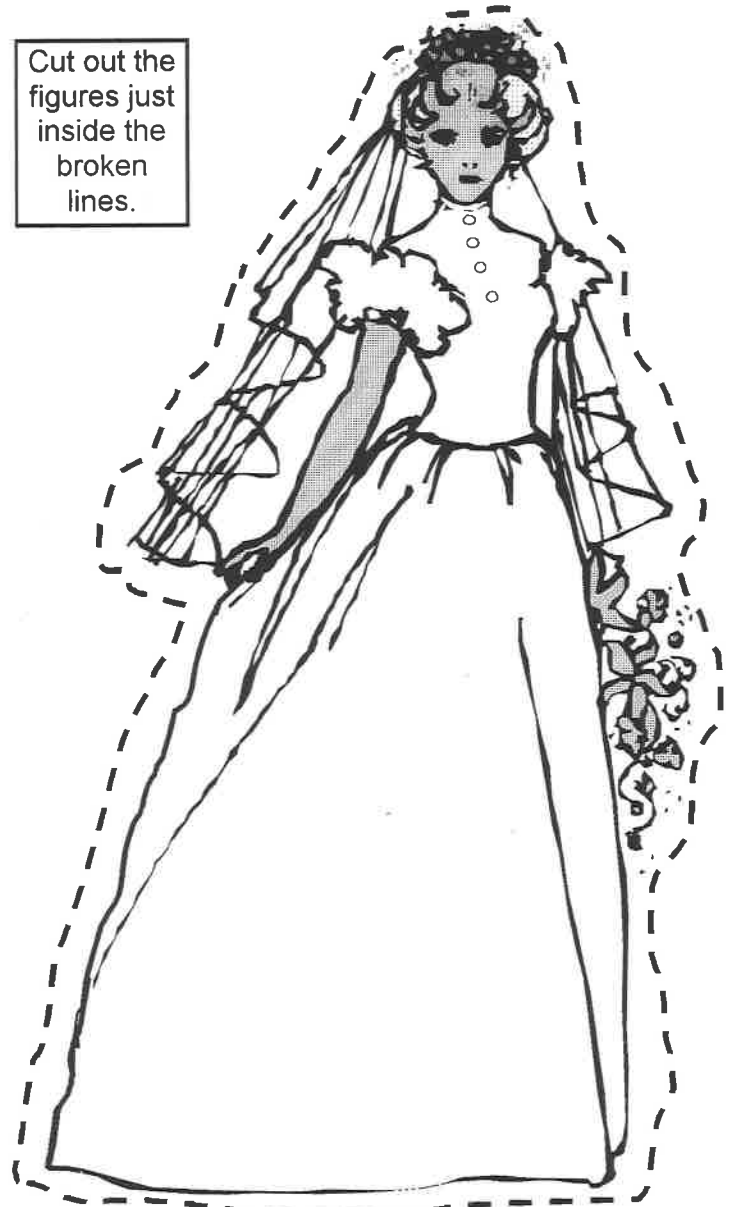



God's Command for Marriage: *One man and One woman*

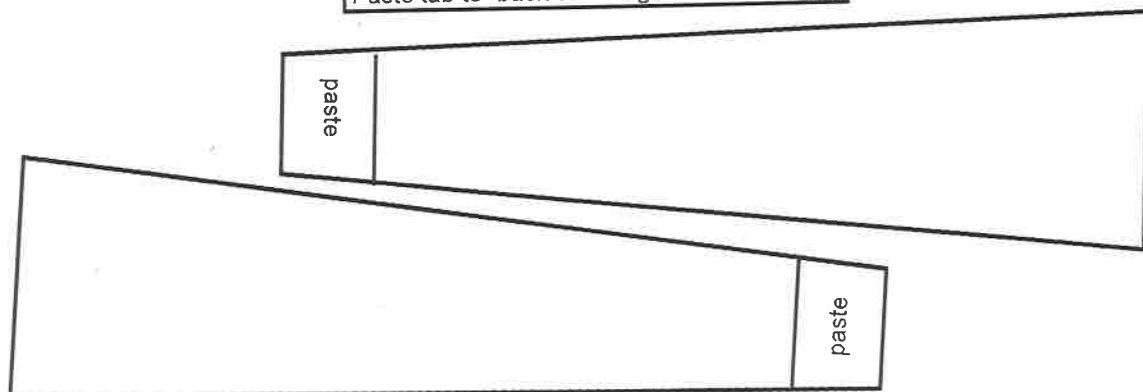
See Teacher's Helps Lesson 30 for instructions.

Younger for Lesson 30

Cut out the
figures just
inside the
broken
lines.

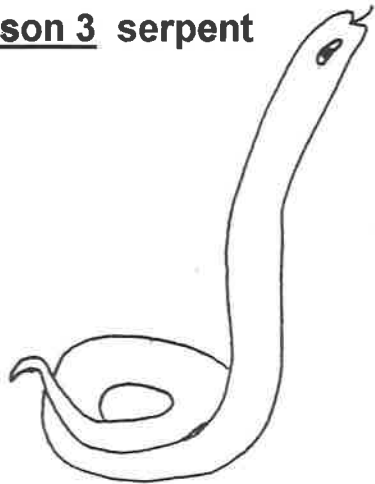


To make tab: fold stand on small solid line.
Paste tab to back of the figure at waist level.

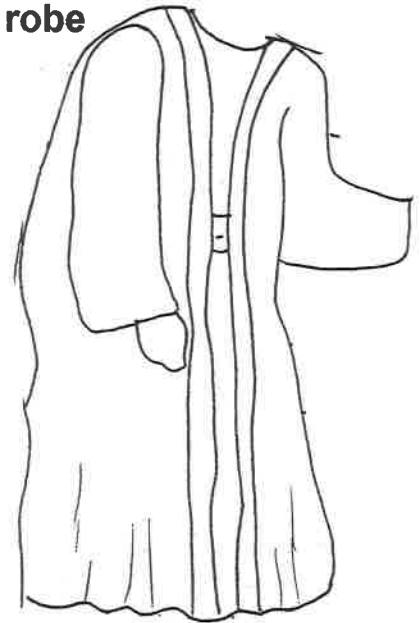


GENESIS Patterns for Worksheets YOUNGER

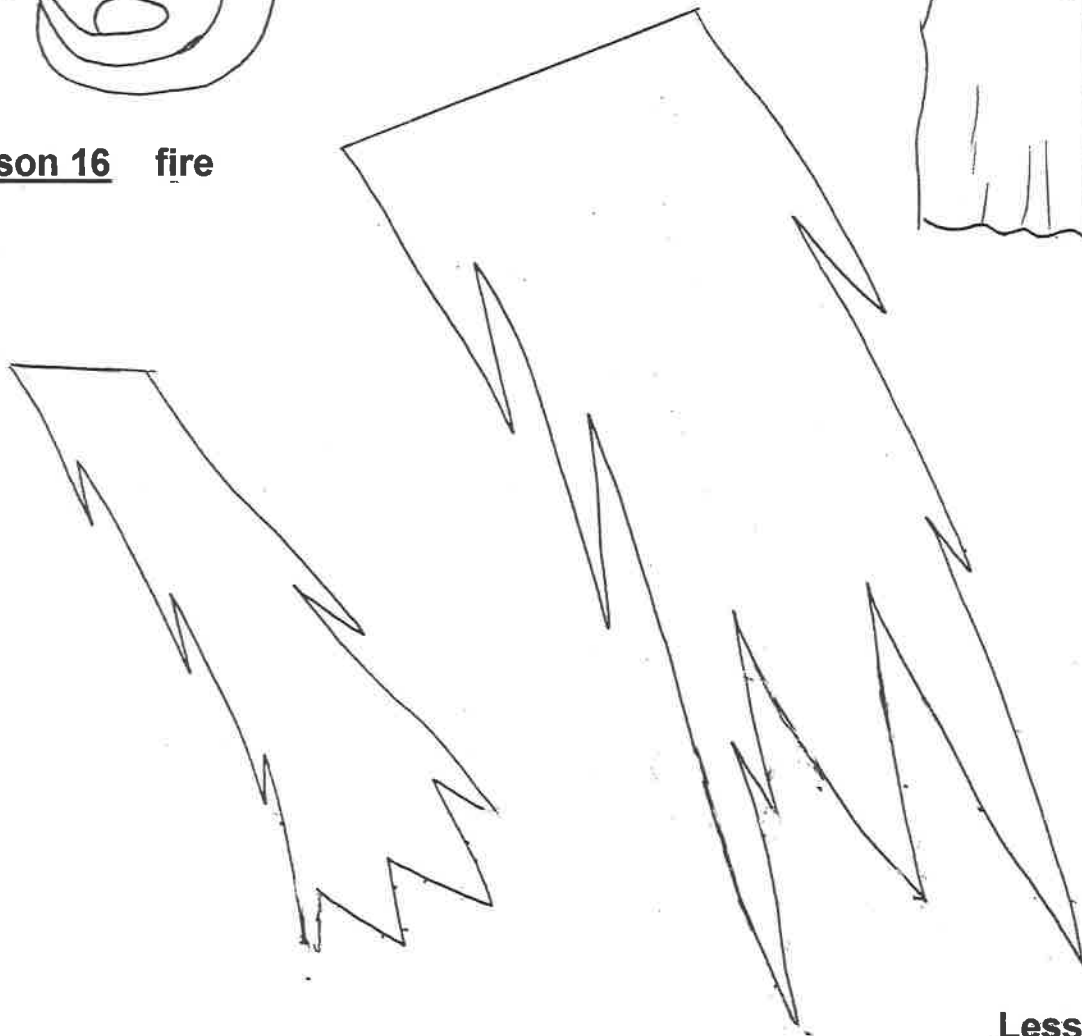
Lesson 3 serpent



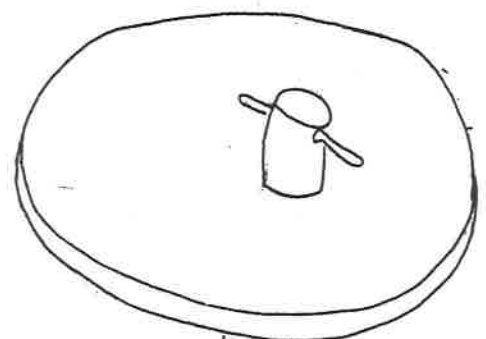
Lesson 17 cloth robe



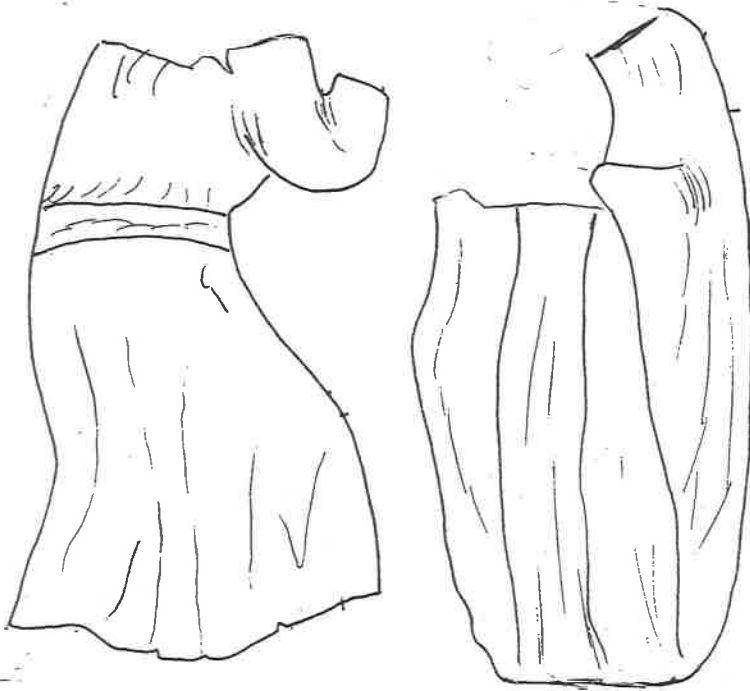
Lesson 16 fire




Lesson 44 wheel



Lesson 23 (clothes for servant and Rebekah)



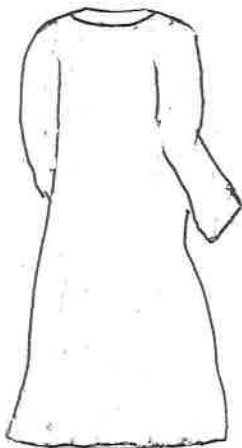
Lesson 29 (palm leaf)



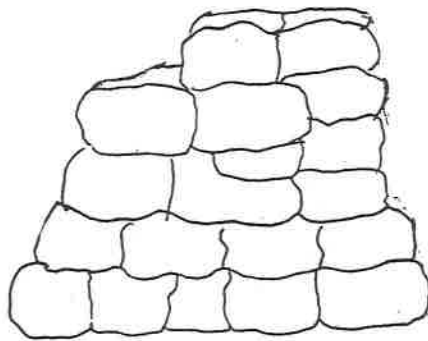
Lesson 38 cloth in hands



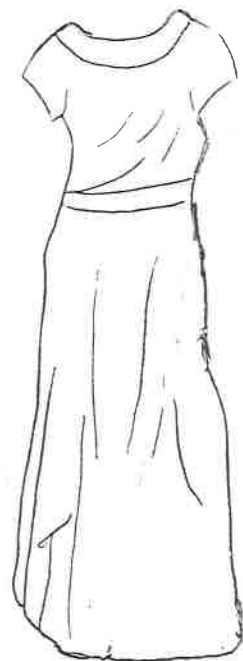
Lesson 36 (robe)




Lesson 34
(altar)



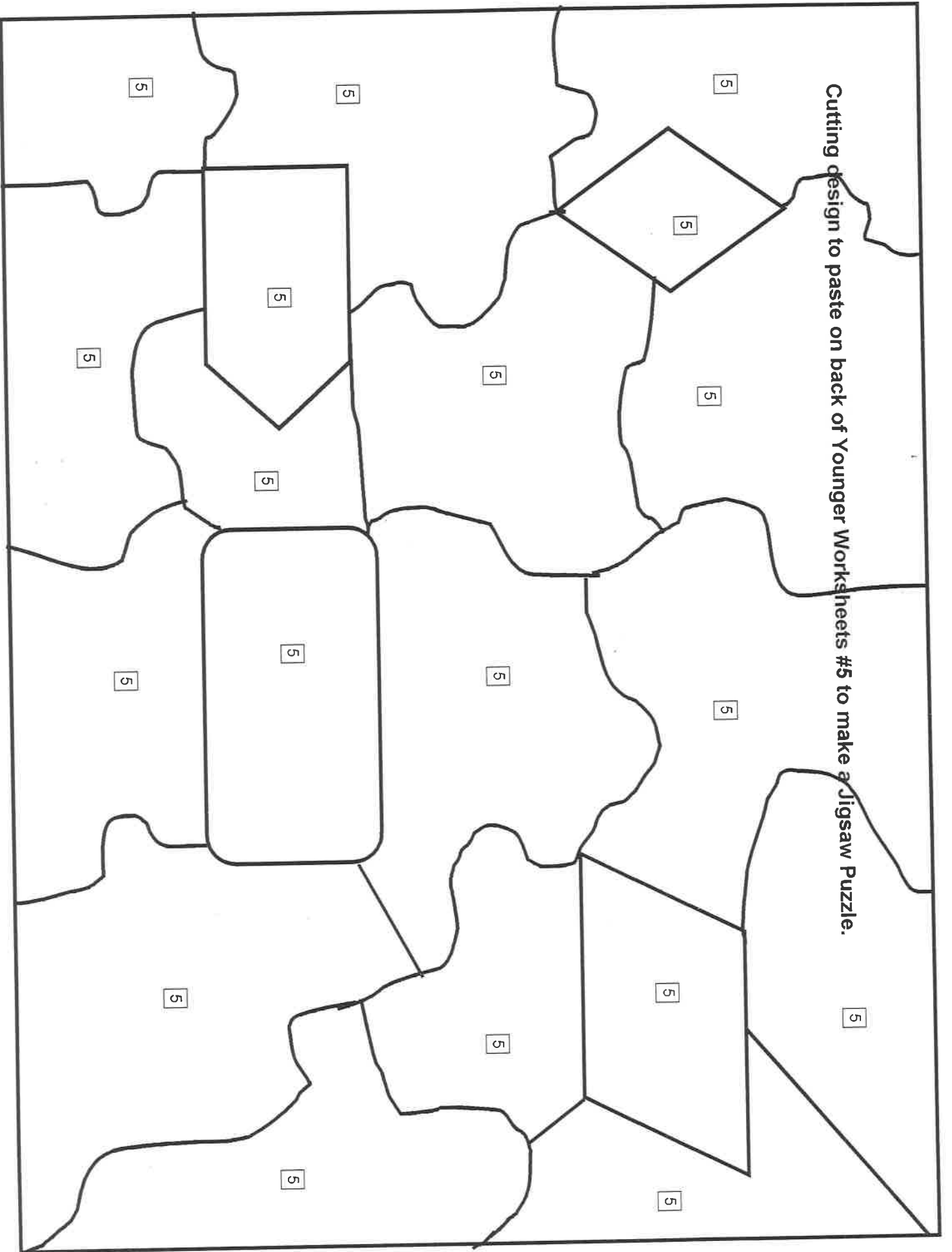
Lesson 41 (Joseph's royal robe)



Lesson 37 (black pit)



Cutting design to paste on back of Younger Worksheets #5 to make a Jigsaw Puzzle.



Cutting design to paste on back of Younger Worksheets #28 to make a Jigsaw Puzzle.

28

28

28

28

28

28

28

28

28

28

28

28

28

28

28

28

28


28

28

GENESIS Extra Things for Worksheets

OLDER

Lesson 1




Lesson 3

Pains in childbearing.
Husband to rule over her.

Would have to work hard
to have food.
The ground would produce
thorns and thistles.
Would die.

Cursed more than all other animals.
Crawl on his belly.
Enmity between him and the
woman.
The seed of woman would crush his
head.


Lesson 14




Lesson 17



Lesson 16 (fire pattern)



Lesson 23



PART 4 Lessons 27-35

Code Card						
1 A	2 B	3 C	4 D	5 E	6 F	7 G
8 H	9 I	10 J	11 K	12 L	13 M	14 N
15 O	16 P	17 Q	18 R	19 S	20 T	21 U
22 V	23 W	24 X	25 Y	26 Z		

Days of Creation

Genesis 1:1--2:3

Day 1 -- light, day, night.

Day 2 -- firmament, divided waters,
called firmament Heaven.

Day 3 -- dry land called Earth,
waters called Seas;
grass, herbs, fruit trees.

Day 4 -- sun, moon, stars.

Day 5 -- sea creatures and birds.

Day 6 -- cattle, creeping things, beasts,
and Man.

Day 7 -- God rested.

Twelve Sons of Jacob

Genesis 35:23-26

Reuben

Simeon

Levi

Judah

Issachar

Zebulun

Joseph

Benjamin

Dan

Naphtali

Gad

Asher

in Genesis

== = name changed by God

Terah

Haran

Lot

() and

3.

Nahor m. **Milcah**

Bethuel

Laban

m.

m.

and m.

Judah
(49:10)

Joseph

many generations later

When the Family Tree is complete mark the ancestors of Jesus with a yellow marker. See Matthew 1:1-3.

The Family Tree

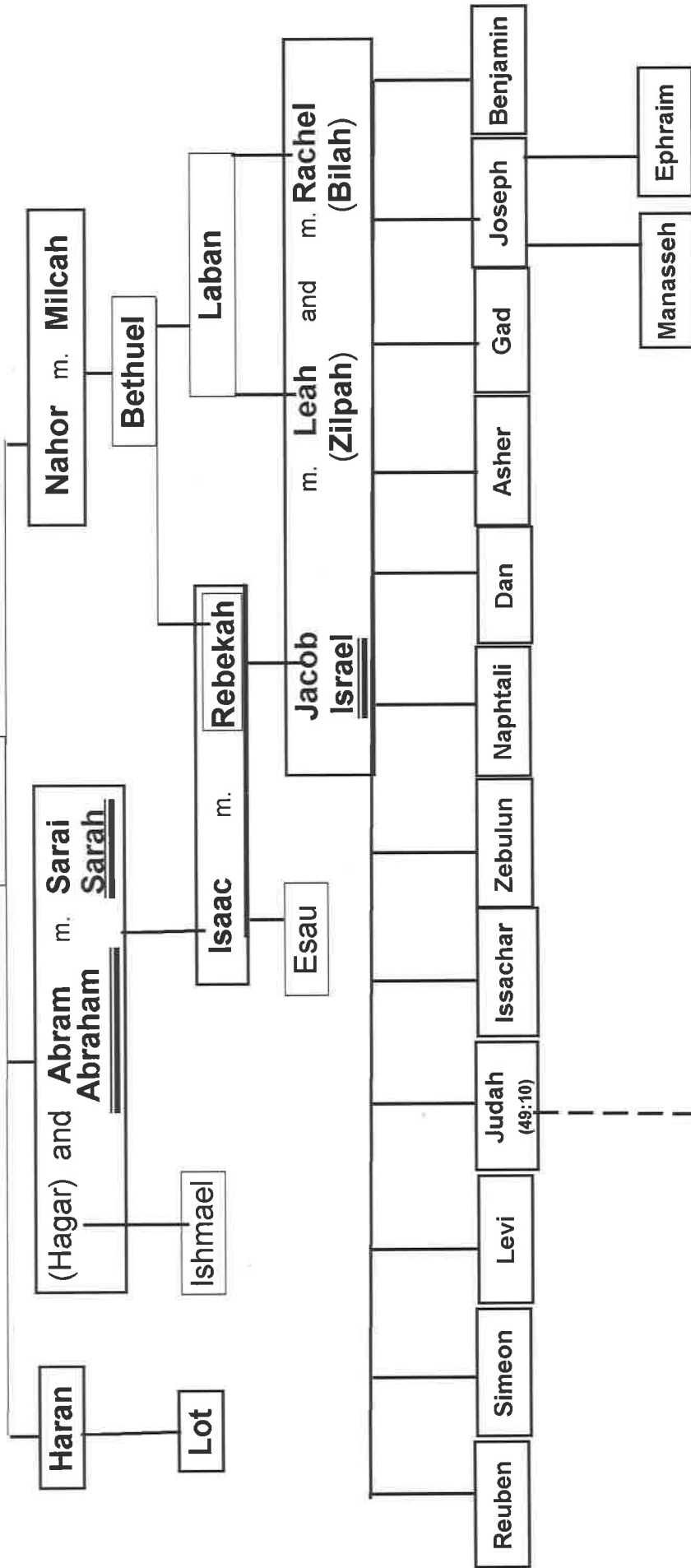
in Genesis

Teacher's Key

== = name changed by God

m. = married

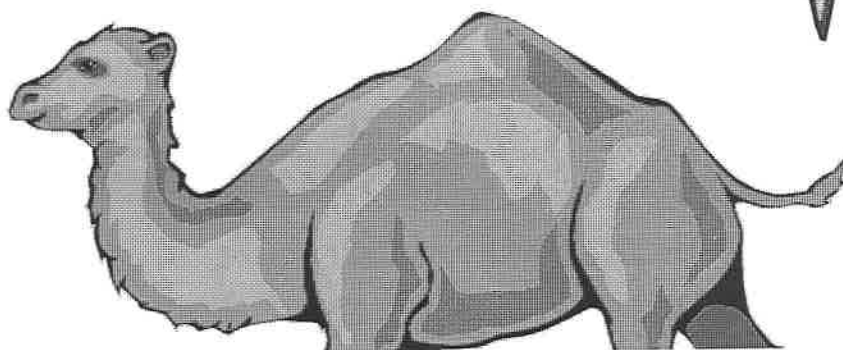





Terah



When the family tree is complete mark the ancestors of Jesus with a yellow marker. See Matthew 1:1-3.

Special Activity Clothespin Animals

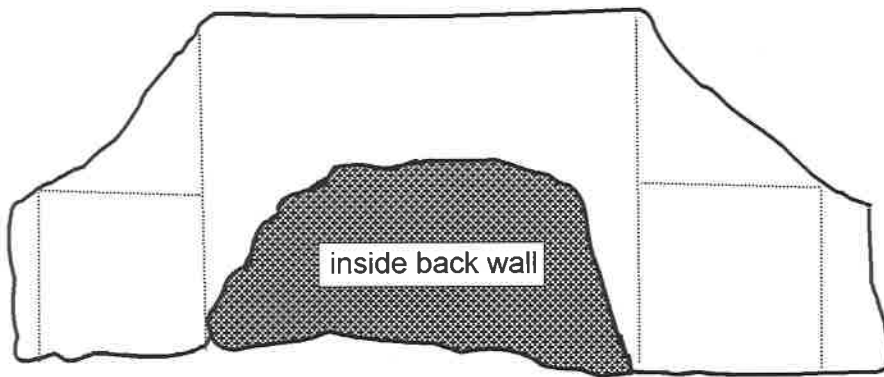
Part 1



Special Activity Large Tent

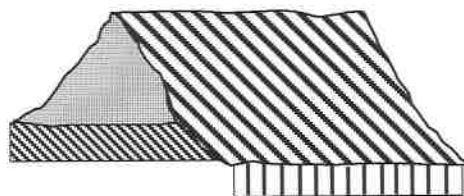
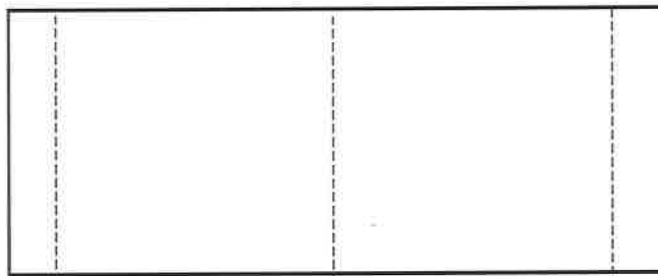
Part 2

Use a large rectangle piece of striped or plain material OR a sheet OR a blanket.
Drape it over chairs set back to back and several feet apart.
Allow the material to drape down behind to form a back wall.
A lesser part of the material should drape in front leaving space in the middle to form a door.
Use large safety pins to hold the material in shape and in place.



Alternate Special Activity

Using the pattern below, each student can make a small paper tent.
Color brightly with stripes.
Fold on the broken lines.



Special Activity
Clay Well and Water Pot

Part 3

Recipe for "Clay"

Mix together:

2 cups flour

1 cup salt

Add:

1 cup of water.

Mix together until it forms a heavy dough that can be worked with hands.

Form the object.

Allow to dry for at least 2 days.

Can be painted if desired.

The Well

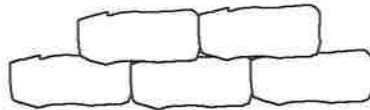
Make stones like this pattern.



On a piece of sturdy cardboard, place the stones in a circle.

Add rows of stones on top of the circle of stones.

Place the stones like this for stability.




Make a total of 4 or 5 rows.

The Clay Water Pot

Shape the water pot according to one of these patterns.

It does not have to be hollow inside but make an indent at the top.



Special Activity **Standup Sheep and Goats**





Part 4

This can be a class project to make Jacob's herds OR
each student can make his own herds.

1. Cut out each animal.
2. Cut strips of paper to make stands.
3. Fold the strips on the broken lines.
4. Paste to form the model.
5. Paste to the back of the animal.



			<i>paste here</i>
			<i>paste here</i>
			<i>paste here</i>
			<i>paste here</i>




Special Activity
The 12 Sons of Jacob
How to Make Spoon People

Part 5

Items needed:







plastic picnic spoons
 scraps of cloth
 plastic bag twister-closers
 thread or string
 black marker pen
 scissors
 glue

1. Draw a face on the back of the spoon.
2. Twist a bag-closer around the spoon where the handle meets the spoon. This makes arms.
3. Cut a piece of cloth 2 inches wide by 6 inches long. Cut a small hole in the center of the cloth and slip it over the head of the spoon. Half of the cloth is folded down behind and half in front to form the clothes (robe).
4. A little above the center of the robe, tie snugly with string, thread, or a narrow strip of cloth to give the person shape.
5. Cut a small square of contrasting colored cloth about 3 inches square. Fold down one corner less than half way. Glue it to the spoon above the face.
6. For men use another bag-closer or a strip of cloth to tie around the head in the manner in which the men of Bible times did.
7. To make the people stand up, cut tiny slits in a cardboard box (shoe box, cracker box, cereal box). Cover the box with plain paper. Cut the slits so the people can be arranged to look like they are talking to one another. Slip the end of the spoon into the slit just far enough to make it stand. OR instead of a box, you can make a clay base for each spoon person.
8. Each student should make 12 men to represent the 12 sons of Jacob. Dress each one differently. As the story progresses, dress Joseph in clothes that fit his condition.



Picture Pieces for the GAME in Genesis
Instructions in Teacher's Helps, page 2



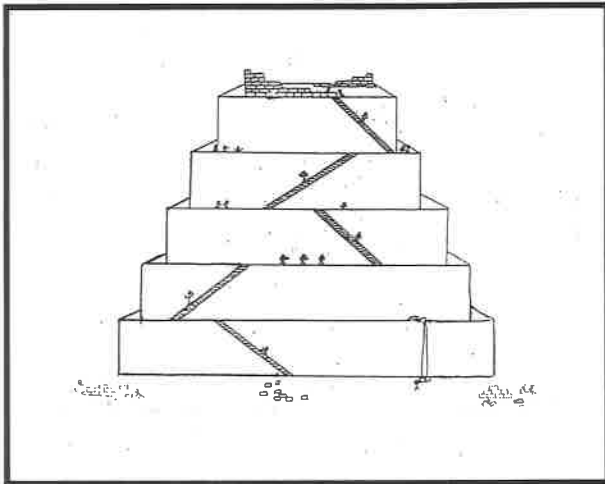
PART 1




Pictures PART 1 is continued on page 2.

Picture Pieces for the GAME in Genesis

PART 1 continued.




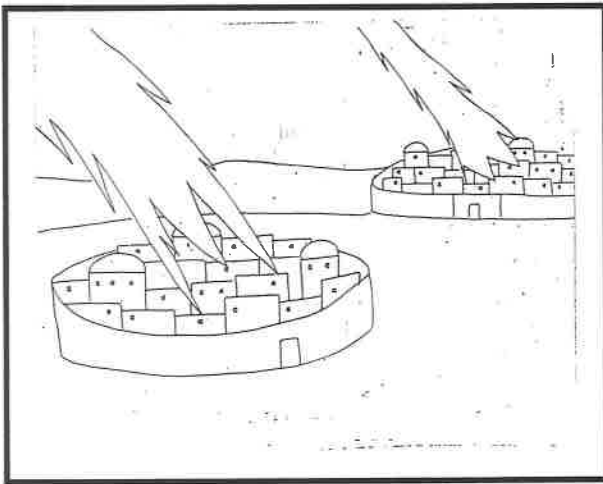
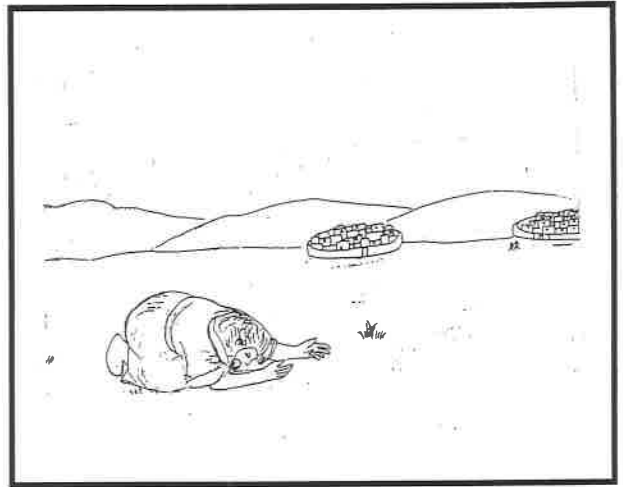

PART 2 begins.



Pictures PART 2 is continued on page 3.

Picture Pieces for the GAME in Genesis

PART 2 continued







PART 3 begins




Pictures PART 3 is continued on page 4.

Picture Pieces for the GAME in Genesis

PART 3 continued.








Part 4 begins



Pictures PART 4 continues on page 5

Picture Pieces for the GAME in Genesis


PART 4 continued.








Pictures PART 4 continues on page 6.

Picture Pieces for the GAME in Genesis

PART 4 continues








PART 5 begins



Pictures PART 5 continues on page 7.

Picture Pieces for the GAME in Genesis

PART 5 continues



Verse Pieces for the GAME in Genesis

PART 1

**In the beginning
God created
the heavens and the earth.
Genesis 1:1**

**God created man in His own
image...male and female
He created them.
Genesis 1:27**

**The woman saw that the
tree was good for food ...
she took of its fruit and ate.
She also gave to her hus-
band...and he ate.
Genesis 3:6**

**Cain brought an offering of
the fruit of the ground to the
LORD. Abel also brought of
the firstborn of his flock and
of their fat.
Genesis 4:3,4**

**"I set My rainbow in the
cloud...the sign...between
Me and the earth...the waters
shall never again become a
flood to destroy all flesh."
Genesis 9:13,15**

**Noah did according to all
that the Lord commanded
him...and the floodwaters
were on the earth.
Genesis 7:5,6**

**Its name is called Babel,
because there the Lord
confused the language
of all the earth.
Genesis 11:9**

PART 2 begins

**Hagar bore Abram a son;
and Abram named
his son Ishmael.
Genesis 16:15**

**Abram said to Lot,
"Please let there be no strife
between you and me...
for we are brethren.
Genesis 13:8**

**The Lord had said to Abram:
"Get out of your country,
From your family
And from your father's house,
To a land that I will show you.
Genesis 12:1**

**Abram brought back
all the goods, and also...
his brother Lot and
his goods... and the people.
Genesis 14:16**

Verses PART 2 continues on page 9.

Verse Pieces for the GAME in GenesisPART 2 continued.

"Abraham said of Sarah his wife, 'She is my sister.' "

Genesis 20:2

God brought *him* outside and said, "Look now toward heaven, and count the stars if you are able to number them... So shall your descendants be."

Genesis 15:4-5

"The LORD rained brimstone and fire on Sodom and Gomorrah... So He overthrew those cities."

Genesis 19:24,25

"The LORD said to Abraham... At the appointed time I will return to you... and Sarah shall have a son."

Genesis 18:13,14

The LORD said, "The outcry against Sodom and Gomorrah is great and their sin is very grave." Abraham came near and said, "Would You also destroy the righteous with the wicked?"

Genesis 18:20,23,

PART 3 begins

"So Abraham took sheep and oxen and gave them to Abimelech, and the two of them made a covenant."

Genesis 21:27

"Sarah conceived and bore Abraham a son in his old age, at the set time of which God had spoken to him."

Genesis 21:2

"Esau swore to him, and sold his birthright to Jacob."

Genesis 25:33

The LORD said... "Now I know that you fear God, since you have not withheld your son, your only son, from Me."

Genesis 22:12

Abraham said:

"I am a foreigner and a visitor among you. Give me property ...that I may bury my dead."

Genesis 23:4

Verses PART 3 continues on page 10.

Verse Pieces for the GAME in Genesis

PART 3 continued.

**"Isaac took Rebekah and
she became his wife,
and he loved her."**

Genesis 24:67

**The *Philistines* said to Isaac:
"Let there now be an oath
between us, between you
and us...and let us
make a covenant with you."**

Genesis 26:28

PART 4

**"Esau hated Jacob because
of the blessing with which
his father blessed him."**

Genesis 27:41

**The *LORD* said to Jacob:
"In you and in your seed
all the families of the earth
shall be blessed."**

Genesis 28:14

**"When Jacob saw Rachel...and
the sheep...Jacob went near &
rolled the stone from the well's
mouth, and watered the flock."**

Genesis 29:10

**"Jacob...loved Rachel more
than Leah. And he served
with Laban still another
seven years."**

Genesis 29:30

**God said to Jacob: "Now arise,
get out of this land, and return
to the land of your family."**

Genesis 31:13

**Laban said to Jacob:
"May the Lord watch between
you and me when we are
absent one from another."**

Genesis 31:49

**"Esau ran to meet *Jacob*,
embraced him, and
fell on his neck and
kissed him, and they wept."**

Genesis 33:4

**God appeared to Jacob again...
and said to him,
"Your name is Jacob...but
Israel shall be your name."**

Genesis 35:9,10

Verses PART 5 are on page 11.

Verse Pieces for the GAME in Genesis

PART 5

**"The brothers pulled Joseph up
...out of the pit, sold him to the
Ishmaelites for 20 shekels of
silver. They took him to Egypt."**

Genesis 37:28

**"Joseph's master took him
and put him into the prison,
a place where the king's
prisoners were confined."**

Genesis 39:20

**Joseph said to his brothers,
"I am Joseph your brother,
whom you sold into Egypt."**

Genesis 45:4

**"All these are the twelve tribes
of Israel...Their father...blessed
each one according to
his own blessing."**

Genesis 49:28

**Pharaoh had a dream...the ugly
and gaunt cows ate up the seven
fine looking and fat cows... He
dreamed a second time...the seven
thin heads of grain devoured
the seven plump and full heads.**

Genesis 41:1-7

**"Joseph had a dream, and he
told it to his brothers; and
they hated him even more. "**

Genesis 37:5

Joseph said to Potiphar's wife:

**"How then can I do
this great wickedness,
and sin against God"**

Genesis 39:9

**"Joseph's ten brothers went
down to buy grain in Egypt."**

Genesis 42:3

**Pharaoh said to Joseph,
"See, I have set you over
all the land of Egypt."**


Genesis 41:41

**"The men took...Benjamin, and
...went down to Egypt; and
they stood before Joseph."**

Genesis 43:15

**"They took their livestock and
their goods... and went to
Egypt, Jacob and all his
descendants with him."**

Genesis 46:6



SECTION 2

EXODUS

Lessons 48--78

Part 6. MOSES IN EGYPT

Part 7. ISRAEL LEAVES EGYPT

Part 8. GOD'S LAWS AND THE TABERNACLE

Please Review: "Important Information About This Course"
just before the Genesis Outline.

Outline for

SECTION 2 -- EXODUS

PART 6 -- MOSES IN EGYPT

- 48. Moses' Birth -- Exodus 1:1 to 2:10.
- 49. Moses Flees from Egypt -- Exodus 2:11-25.
- 50. The Burning Bush -- Exodus 3:1 to 4:17.
- 51. Moses Returns to Egypt -- Exodus 4:18-23, 27-31.
- 52. Pharaoh Makes Life Difficult -- Exodus 5:1-21.
- 53. The LORD Promises Freedom -- Exodus 5:22 to 6:13; and 6:28 to 7:7.
- 54. The LORD Sends the Plague of Blood -- Exodus 7:6-25.
- 55. The LORD Sends the Plagues of Frogs, Lice, and Flies -- Exodus 8.
- 56. The LORD Sends the Plagues of pestilence, boils, and hail on Livestock -- Exodus 9.
- 57. The LORD Sends the Plagues of Locusts and Darkness -- Exodus 10.
- 58. The Passover -- Exodus 11:1 to 12:30; and 12:43 to 13:16.
- 59. Review of Part 6.

PART 7 -- ISRAEL LEAVES EGYPT

- 60. The Israelites Leave Egypt -- 12:31-42 and 13:17-22.
- 61. The Red Sea -- Exodus 14:1 to 15:21.
- 62. The Israelites Complain -- Exodus 15:22 to 16:36.
- 63. Water From the Rock -- Exodus 17.
- 64. Jethro Visits Moses -- Exodus 18.
- 65. Israel Prepares to Receive the Ten Commandments -- Exodus 19:1 to 20:21.
- 66. The Ten Commandments -- Exodus 20:1-17.
- 67. The Sabbath Laws -- Exodus 20:8-11; 23:12; 31:12-17; 34:21; 35:1-3.
- 68. Review of Part 7.

PART 8 -- GOD'S LAWS AND THE TABERNACLE

- 69. More Laws of God For Israel -- Exodus 20:22 to 23:33.
- 70. Moses on Mount Sinai -- Exodus 24:1 to 31:18.
- 71. The Golden Calf -- Exodus 32:1 to 33:6.
- 72. Moses and the Glory of the LORD -- Exodus 33:7-23.
- 73. Moses Receives Two New Tablets -- Exodus 34:1-35.
- 74. The Offering for the Tabernacle -- Exodus 25:1-9; 35:4 to 36:7; 38:24,25,29.
- 75. Making the Tabernacle -- 36:8 to 38:31 (with chapters 25--27);
and Making the Priests' Clothes -- 39:1-31 (with chapters 28--31).
- 76. The Tabernacle Finished -- Exodus 39:32 to 40:38.
- 77. Review of Part 8.
- 78. Review of the Entire Book of Exodus.

TEACHER'S HELPS GENESIS and EXODUS

Review the page at beginning of Genesis Helps titled:
Important Information About This Course

SECTION 2 -- EXODUS

This is Section 2 of a two-part series studying Genesis and Exodus.

The lessons for Exodus are numbered consecutively after the final lesson of Genesis #47 because the events in Exodus continue the history of the children of Israel.

Section 2 -- Exodus is divided into Parts 6, 7, and 8.

All material for this course is based on the New King James Version.

The packet for Section 2 -- Exodus -- includes:

Teacher's Helps including:

Articles: *Sabbath or Sunday?* and *God's Plan in Egypt*.

Chart: *Nine of the Ten Commandments Are Repeated in the New Testament*

Large pictures to be added to the Accordion Book begun in Section 1 Genesis.

(see instructions in Helps of Section 1);

A Map.

Pages of Visual Aids -- Mount Sinai, and Tabernacle furniture.

Worksheets for Older Students, ages 9-12.

Enlarged pictures as worksheets with various activities for Younger Students, ages 5 to 8.

Pages of Extra Things and Patterns for Worksheets for both groups.

Memory lists: The 10 Plagues. and The 10 Commandments.

Patterns and instructions for projects--one for each of the 3 Parts.

A Game.

Visual Aids for Exodus**Accordion Book**

Continue adding to the Accordion Book of Genesis. With the first lesson of Exodus, add the page that says, "430 Years," explaining that many years had gone by since the death of Joseph until the book of Exodus begins.

Map

Make an enlarged copy of the map enclosed. Each student should have a smaller copy so they can follow the travels of the Israelites.

Model Tabernacle

For Part 8 of Exodus, make a simple model tabernacle. Mount the pictures of the pieces of furniture. Back them with light cardboard. Make stands for each piece and place them in a cardboard box that you have divided into two parts with a piece of cloth. Set this smaller box in a much larger box that has the sides cut down to represent the walls of the court. Place the altar of sacrifice and the laver in the correct places in the court.

A New Game

A new kind of game for reviewing the book of Exodus. As time permits throughout the study, have the students work on coloring and mounting their games. The game can be played in shortened form in the review lessons for Part 6 and Part 7. The board is marked to show where to stop.

Game Purpose: The squares contain the events of Exodus in order. The repetition of reading the squares as the game progresses helps to re-enforce the events in the minds of the students. (If a student can not read, another player can read for him while he listens carefully.)

How to make the Game:

1. This game contains a board, a spinner and markers. Each student should make a game.
2. The pictures should be colored. The blocks may also be colored but be careful not to color

the words so that they cannot be read.

3. When the coloring is complete, paste the two parts of the game board to pieces of light cardboard. On the back, paste a strip of paper over the crack between the cardboard pieces in such a way that the game can be folded when not in use.
4. The parts of the spinner and the markers are on the Extra Things for Worksheets Older, and Extra Things for Worksheets Younger, page 2. Glue them to light cardboard.
5. Use a brad to fasten the arrow to the spinner base. Cut out the hole in the spinner board so that the arrow can spin freely. Bend the prongs of the brad loosely. Color each marker a different color.
6. Markers can be cut out of cardboard or use buttons. Each marker or button must be a different color.

Rules for the Game:

1. The game is played by 2, 3, or 4 people.
2. The first person spins the arrow. He then counts with his marker the number of spaces that the arrow points to. He should read what each square says as he touches it. If the marker stops on a square that has instructions, the player must do what it says.
3. The second person does the same thing. The turns go around the game board, one by one.
4. The first person to get to the last square wins the game.

Memorization

Lists

1. The list of the Ten Plagues to take home (Lesson #54) to study.
2. The list of the Ten Commandments will be taken home with Lesson 64

Verses

Each lesson has an identifying verse or verses. These should be memorized whenever possible. At the very least they should be read from the worksheet and identified with the large visualized picture on the accordion book during the lesson.

Projects for Exodus

- Part 6 -- A small basket with a baby.
 Part 7 -- Ten Commandments Tablets.
 Part 8 -- A scroll with some of the laws that God gave Israel.

IMPORTANT NOTE: Read all the chapters included for each PART before you begin to prepare the first lesson of that Part. This will give you a more comprehensive idea of what is happening. Remember it is a continuing story, not just separate events. There sometimes is overlapping in the lessons. Having read all the chapters will help you to make the proper divisions.

PART 6 -- MOSES EN EGYPT **Read Exodus, Chapters 1 through 13.**

Be sure to relate Exodus to Genesis,
showing that it is a continuation of the story
after hundreds of years have passed.

Lesson: 48

Story: Moses' Birth -- Exodus 1:1 to 2:10.

Application: God cares about what happens to us.

Study Helps: Remind the students that in the *New King James Version* when you see LORD it

means that the Hebrew has the name of God which is "Jehovah" in the Old Testament. LORD has been used in these lessons where it occurs in the text. In the New Testament God is called "Father." (See Psalm 105:24-41; 78:43-53 about the events in Exodus.)

Explain: Pharaoh -- the name for the king of Egypt.

midwives -- women who help a mother when a baby is born.

ark -- a basket made to float in water.

bulrushes -- tall, slender reed-like plants that grew along the Nile River.

asphalt and pitch -- sticky substances that would keep water from getting into the basket.

daubed -- smeared or coated the bulrushes that ark was made of.

descendant -- a person's child, grandchild, great-grandchild, etc.

rigor -- strictly, harshly.

Related scriptures: Acts 7:20-23; Hebrews 11:23.

Visual Aids: The accordion book continues. Begin Exodus with paper on which is written "430 years." This shows how many years passed between the last story of Genesis and the beginning of Exodus (see Exodus 12:40,41). The pictures for Exodus are much simpler, just an important person, animal or object. The picture for Lesson 48--basket.

Older: Map "Where It All Happened in Exodus": Each student should have a copy.

Locate Egypt, Goshen, Pithom, Raamses (Rameses).

Verse: Memorize the verse that goes with the picture of the lesson.

Exodus 2:10: "The child grew, and she brought him to Pharaoh's daughter, and he became her son. So she called his name Moses."

Worksheet: Younger: Color by number. 1=brown; 2=green; 3=blue.

Project: Part 6 -- a small basket with a baby. See Projects page 1 for pieces and instructions.

Lesson: 49

Story: Moses Flees from Egypt -- Exodus 2:11-25.

Application: Doing things our own way without checking what God says is not good. Today we know what God says by reading the Bible.

Study Helps: Related scriptures: Acts 7:23-29; Hebrews 11:24-27.

Be prepared with more ideas for the "Talk About:" section on the worksheet.

Visual Aids: The accordion book.

Map -- "Where It All Happened in Exodus": locate the general area of Midian.

Verse: Exodus 2:15--"Moses fled from the face of Pharaoh and dwelt in the land of Midian."

Worksheet: Younger: Patterns for stones and water are on Patterns for Worksheets Younger, page 1. Teacher cuts out stones of gray or tan paper and the water of blue paper ahead of class. Students paste the stone first, then the water. Draw lines for the stones. Color the rest of well.

Older: Prepare the small pictures on Extra Things for Worksheets Older so the students can paste them in the correct order on their worksheets. (Order: *born; sees; Egyptian beats Israeli; Moses kills Egyptian; buries Egyptian; two Israelis fight; two Israelis talk to Moses; Moses flees; comes to well; waters sheep; meets Jethro; marries.*)

Project: Continue the work on the basket with a baby.

Lesson: 50

Story: The Burning Bush -- Exodus 3:1 to 4:17.

Application: God does not want us to make excuses when we are asked to do something.

Study Helps: Related scripture: Acts 7:30-34.

Explain: bush -- not known exactly what kind, perhaps a plant with thorns.
Be prepared to use the "Talk About" section on the worksheet.

Visual Aids: Accordion book.

Older: Map "Where It All Happened in Exodus": Have them mark on their copy of the map where Moses was when he saw the burning bush.

Verse: Exodus 3:2--"The Angel of the LORD appeared to him in a flame of fire from the midst of a bush...the bush was burning with fire, but the bush was not consumed."

Worksheet: **Younger:** Color by number. 1 is red; 2 is green; 3 is brown.

Lesson: 51

Story: Moses Returns to Egypt -- Exodus 4:18-23, 27-31.

Application: We must obey God's commands even if they are difficult.

Study Helps: Read *God's Plan in Egypt* (an enclosed article) which gives an in-depth analysis. Refer to it during Lessons 51 through 61 to understand and be able to explain what God was planning, Pharaoh's actions, and the results.

Related scripture: Acts 7:35-38.

Explain: elder -- an older man. Among the Israelites, older men were considered leaders and advisers.

Visual Aids: Accordion book.

Verse: Exodus 4:20-- Then Moses...returned to the land of Egypt. And Moses took the rod of God in his hand.

Worksheet: **Younger:** Teacher cut around Moses' hand. Student pastes small stick over the rod in his hand. Paste serpent (Extra Things for Worksheets, page 1) in the box that says: "What the rod turned into when Moses threw it down."

Older: Students draw the elders listening to Moses and Aaron.

Lesson: 52

Story: Pharaoh Makes Life Difficult -- Exodus 5:1-21.

Application: When there are disappointments in life, we should not get discouraged but we should depend on God's promises.

Study Helps: Refer to article *God's Plan in Egypt*.

Explain: taskmaster -- a harsh person who is in charge of a group of workers.
abhorrent -- detestable, hateful.

Be prepared to use the "Talk About" section on the worksheet.

Visual Aids: Accordion book.

Verse: Exodus 5:23--"Since I came to Pharaoh to speak in Your name [LORD], he has done evil to this people."

Worksheet: Younger: Patterns for Pharaoh's crown and shoes are on Patterns for Worksheets Younger, page 1. Before class the teacher cuts crowns and shoes from gold paper. Students paste. **Older:** After the students have found out what the picture is, have them paste cardboard pieces on the bricks to make them seem more real.

Project: If you have not finished the baby and the basket, continue to work.

Lesson: 53

Story: The LORD Promises Freedom -- Exodus 5:22 to 6:13; and 6:28 to 7:7.

Application: God promises things but He has His own way of keeping His promises. Just because He delays does not mean He will not keep them.

Study Helps: Refer to the article: *God's Plan in Egypt*.

Explain: pilgrimage -- a long and difficult journey.

freedom -- In this case, God is promising that the Israelites would not be slaves to the Egyptians anymore.

bondage--slavery (owned by another person; have no freedom to do what you want to do.

heritage -- that which comes down to a person from the family before you.

Visual Aids: Accordion book.

Verse: Exodus 6:1; 7:2 -- The LORD said to Moses, "Now you shall see what I will do to Pharaoh. For with a strong hand he will let them go, and with a strong hand he will drive them out of his land...You shall speak all that I command you. And Aaron your brother shall speak to Pharaoh to send the children of Israel out of his land."

Worksheet: Younger: Use raveled gray yarn to make hair and beard on Aaron.

Lesson: 54

Story: The LORD Sends the Plague of Blood -- Exodus 7:6-25.

Application: God knows ahead of time what is going to happen. He knew that Pharaoh was going to say, "No." We can and must respect God because He knows everything.

Study Helps: Refer to the article: *God's Plan in Egypt*.

The Nile River was a god to the Egyptians.

Explain: enchantments -- secret arts, spells, a form of witchcraft.

Where was the plague?

water turned to blood (7:19) -- "the waters of Egypt...their streams...their rivers... their ponds, and...all their pools of water, that they may become blood... throughout all the land of Egypt, both in buckets of wood and pitchers of stone."

Visual Aids: Accordion book.

Pictures of modern day Egypt, especially the Nile River.

Verse: Exodus 7:20-- "And all the waters that were in the river were turned to blood." "

Memory: Give each student his copy of the 10 Plagues to take home to memorize. Put another copy in each student's folder. Give a gold star to each student when they can repeat them from memory.

Worksheet: Younger: Color the water red. Also make red water on the ground.

Lesson: 55

Story: The LORD Sends the Plagues of Frogs, Lice, and Flies -- Exodus 8.

Application: Our LORD God has more power than any other gods.

Study Helps: Refer to the article: *God's Plan in Egypt*.

Halley's Bible Handbook in the topic "The Religion of Egypt" tells us some of the gods of the Egyptians--bull, cow, vulture, falcon (sky god); hawk (Ra the sun god); crocodile (Satan); goat (Osiris, god of the dead); ape (god of intelligence); frog, serpent, and many other gods. Their gods took the form of animals. Also they worshipped the sun. In the temples the Egyptian priests cared for these animal gods by feeding and grooming them in a most luxurious way. The most sacred god was the bull before which they burned incense and made sacrifices. When the bull died it was given a funeral and burial as for a king. The crocodile was also greatly honored. The plagues that God sent on Egypt along with Moses' rod turning into a serpent were directed against the gods of Egypt. Read Exodus 12:12!

Explain:

plague -- something bad that happens to many people at the same time over a wide area.

magician -- a person who by the power of Satan does some strange and wonderful things.

Where were the plagues?

The plagues were over such a large area that there could be no doubt that each was a miracle that only the LORD God could perform.

frogs (8:3) -- "into your house, into your bedroom, on your bed, into the houses of your servants, on your people, into your ovens, and into your kneading bowls."

lice (8:17) -- "on man and beast... throughout all the land of Egypt."

flies (8:21,22,24) -- "on you and your servants, on your people and into your houses. The houses of the Egyptians shall be full of swarms of flies, and also the ground on which they stand... set apart the land of Goshen, in which My people dwell, that no swarms of flies shall be there... Thick swarms of flies came into the house of Pharaoh, into his servants' houses, and into all the land of Egypt. The land was corrupted because of the swarms of flies."

Visual Aids: Accordion book.

Pictures of frogs, lice and flies.

The enlarged picture in this packet of the 10 plagues.

Verse: Exodus 8:6,17,24--Aaron stretched out his hand... frogs came up... Aaron struck the dust...and it became lice... Thick swarms of flies came... into all the land of Egypt.

Memory: Check to see who can repeat the Plagues.

Worksheet: Younger: Frogs, lice, and flies are on Extra Things for Worksheets Younger, page 1. Teacher cuts them out ahead of time along with the small strips of paper to make springs. In class, students fold the strips; paste one end to the frog or lice or fly. Paste the other end of the spring to the back of the same frog or lice or fly. This gives a shadow effect.

Lesson: 56

Story: The LORD Sends Plagues of Pestilence, Boils, and Hail on Livestock -- Exodus 9

Application: To be stubborn and rebellious against God is sin.

Study Helps: Refer to *God's Plan in Egypt*.

Explain; livestock -- cattle, horses, donkeys, camels, oxen, and sheep

boil -- bad infected and painful sores.

hail -- balls of ice that fall from the sky during a thunder storm.

Be prepared to use the "Talk About" section on the worksheet.

Where did the plagues occur and not occur?

pestilence -- (9:3,4) "on your cattle in the field, on the horses, on the donkeys, on the camels, on the oxen, and on the sheep--a very severe pestilence...on the livestock of Egypt. So nothing shall die of all that belongs to the children of Israel."

boils -- (9:9) "sores on man and beast throughout all the land of Egypt."

hail -- (9:22-26) "throughout the whole land of Egypt, all that was in the field, both man and beast; and the hail struck every herb of the field and broke every tree of the field. Only in the land of Goshen, where the children of Israel were, there was no hail."

Visual Aids: Accordion book.

Pictures of cattle.

Verse: Exodus 9:6,10,23-- All the livestock of Egypt died... dust caused boils that break out in sores on man and beast ...the LORD sent thunder, hail, and fire on the land of Egypt.

Worksheet: Younger: Color the pictures.

Lesson: 57

Story: The LORD Sends the Plagues of Locusts and Darkness -- Exodus 10.

Application: God punishes sin.

Study Helps: Refer to the article: *God's Plan in Egypt*.

Explain; sacrifice -- an offering of some material object belonging to the person offering it for the purpose of pleasing God and receiving His favor.

burnt offering -- A whole animal is burned on the altar as a sacrifice for the forgiveness of sin and to dedicate the person to following the LORD.

locusts -- insects like grasshoppers that fly and eat any green growing thing.

thick darkness -- the darkness was miraculous-- "they did not see one another; nor did anyone rise from his place for three days."

Where did the plagues occur and not occur?

locusts -- (10:4-6,14-15) "cover the...earth, so that no one will be able to see the earth; and...shall fill your houses, the houses of all your servants, and the houses of all the Egyptians... over all the land of Egypt and rested on all the territory of Egypt. ...the land was darkened; and they ate every herb of the land and all the fruit of the trees which the hail had left. So there remained nothing green on the trees or on the plants of the field throughout all the land of Egypt."

darkness -- (10:21-23) "over the land of Egypt, darkness which may even be felt...thick darkness in all the land of Egypt three days. They did not see one another; nor did anyone rise from his place for three days. But all the children of Israel had light in their dwellings."

Visual Aids: Accordion book.

Pictures of locusts and grasshoppers.

Verse: Exodus 10:14,22-- The locusts went up over all the land of Egypt... and ate all which the hail left...Moses stretched out his hand and there was thick darkness in all Egypt three days.

Worksheet: Younger: Color the right hand box solid black.

Lesson: 58

Story: The Passover -- Exodus 11:1 to 12:30; and 12:43 to 13:16.

Application: Complete obedience to God's commands is important. It can mean whether a person is saved or not.

Study Helps: **NOTE:** This lesson overlaps with Lesson 60. Be sure that the emphasis on this

Lesson 58 is about the Passover and how it was celebrated the first time and was to be kept in the years to come. Related scripture: Heb. 11:28. The missing verses in chapter 12 will be covered in a later lesson.

Explanation for the Passover celebration: Exodus 13:13-14 -- "And all the firstborn of man among your sons you shall redeem. So it shall be, when your son asks you in time to come, saying, 'What is this?' that you shall say to him, 'By strength of hand the LORD brought us out of Egypt, out of the house of bondage.'"

Christians do not celebrate the Jewish Passover because Jesus died on the cross and became our Passover lamb (I Cor. 5:7).

Explain: consecrate -- to set apart as holy.

blemish -- any kind of scar, deformed or sickly part.

twilight -- the time of day between day and night when it is beginning to get a little dark.

leavening -- the substance that makes any kind of bread to rise, such as yeast, baking powder.

convocation -- an assembly that people are called to attend.

plunder -- prize or gain of war.

lintel -- crosspiece at top of a door.

The following 3 words are basically interchangeable.

ordinance -- an order, command made by authority (God).

law -- a rule given by authority (God).

command -- and order by authority which must be obeyed. "as the LORD commanded Moses and Aaron so they did." (12:50)

Where did the plague occur and not occur?

death of the firstborn (11:4,5) -- "About midnight I will go out into the midst of Egypt; and all the firstborn in the land of Egypt shall die, from the firstborn of Pharaoh who sits on his throne, even to the firstborn of the female servant who is behind the handmill, and all the firstborn of the animals."

(11:22,23) -- "you [*Israelites*] shall take a bunch of hyssop, dip it in the blood that is in the basin, and strike the lintel and the two doorposts with the blood that is in the basin. And none of you shall go out of the door of his house until morning. For the LORD will pass through to strike the Egyptians; and when He sees the blood on the lintel and on the two doorposts, the LORD will pass over the door and not allow the destroyer to come into your houses to strike you."

Visual Aids: Accordion book.

Pictures of sheep, especially lambs.

A sample of unleavened bread (flour, water, oil, mixed and cooked in a frying pan.) Let the students taste it. Then let them taste biscuit or loaf bread which contain leavening to see the difference.

Verse: Exodus 12:27,29-- It is the Passover sacrifice of the LORD, who passed over the houses of the children of Israel in Egypt...at midnight that the LORD struck all the firstborn in the land of Egypt.

Memory: Check to see who can repeat the Plagues.

Worksheet: Younger: Color the blood on the door red. Cut 3 sides of the door so it can be opened. On the back of the paper, carefully paste the scene found on Extra Things for Worksheets Younger, page 1 to show what the Israelites had to do at the Passover.

Project: Be sure the baby and basket project are finished.

Lesson: 59

Review of Part 6.

Worksheet: Younger: Talk about each picture in the Accordion Book, asking questions for the students to answer and tell the stories.

Older -- The worksheet contains 2 shaped crossword puzzles with clues to be followed in order to fill in the correct words. In some cases a letter from one word is also a letter for another word. Those spaces have darker lines around them. To fill in the words, students follow the tiny arrows. Use the word list to find the answers. All the texts in the clues are from Exodus.

"EXODUS" CROSSWORD ANSWERS

- (1 right)--a plague that came from the sky (9:18). **HAIL**
- (1 down)--what was hard inside Pharaoh (7:14). **HEART**
- (2 right)--the man who spoke for Moses (4:14-16). **AARON**
- (3 right)--what Aaron used to cause some plagues (7:19). **ROD**
- (4 down)--who was put in a basket on the Nile River when he was a baby (2:3,10). **MOSES**
- (5 down)--the thing that had a fire that didn't burn it (3:2). **BUSH**
- (6 down)--what the Israelite slaves had to make (5:16). **BRICKS**
- (7 right)--what Moses did to show Jehovah was stronger than gods of Egypt (7:9; 12:12). **MIRACLES**
- (8 right)--kind of animals that died of pestilence (9:6). **LIVESTOCK**
- (8 down)--the true God of Israel (6:6). **LORD**
- (9 down)--the kind of men who did the same miracles as Moses 2 times (7:22). **MAGICIANS**
- (10 down)--the king of Egypt (5:1). **PHARAOH**
- (11 left)--what Moses' rod turned into (7:9). **SERPENT**

"MOSES" CROSSWORD ANSWERS

- (1 down)--who sent all the plagues (12:1,12). **LORD**
- (1 down slant)--the insects that came out of the dust (8:17). **LICE**
- (2 up)--the country that received the plagues (7:19;8:6). **EGYPT**
- (3 down)--one kind of animal that died because of a plague (9:3). **OXEN**
- (4 right)--the name of the special meal that Israel had to eat so their firstborn would not die (12:11). **PASSOVER**
- (5 right)--the plague that came after the plague of lice (8:21). **FLIES**
- (6 up)--the plague where Egyptians could not see (10:22,23) **DARKNESS**
- (7 down)--what the River water turned into (7:20). **BLOOD**
- (7 right)--the disease that came on animals and people (9:9). **BOILS**
- (8 right)--the insect plague that ate every tree (10:4,5). **LOCUST**
- (9 right)--the last plague (11:5). **DEATH**
- (10 up)--the plague animal that came out of the river (8:3). **FROGS**
- (11 down)--one kind of animal that died because of a plague (9:3). **SHEEP**

PART 7 -- THE ISRAELITES LEAVE EGYPT

Read Exodus, Chapters 12 through 20.

Lesson: 60

Story: The Israelites Leave Egypt -- 12:31-42 and 13:17-22.

Application: God keeps His promises.

Study Helps: Refer to *God's Plan in Egypt*. This Lesson overlaps with Lesson 58. Use a review of #58 as the background of this Lesson 60.

Related scriptures: Psalm 105:26-39

Explain: leavening--something put into bread to make it rise. (12:34)

Visual Aids: The accordion book.

Verse: Exodus 12:40,41-- The children of Israel... all the armies of the LORD went out from the land of Egypt.

Worksheet: **Younger:** Paste bits of cotton on the cloud. Use red marker to color the fire.

Older: Have the students paste cotton over one column and red paper on the other.

Project: Part 7 -- Ten commandments tablets. See instructions on Projects, pages 2 and 3. Emphasize that the Sabbath was given to the Israelites only, not to Christians. See Lesson 66.

Lesson 61

Story: The Red Sea -- Exodus 14:1 to 15:21.

Application: God has power over everything, including the sea.

Study Helps: Refer to *God's Plan in Egypt*.

Related scripture Psalm 106:7-12; Hebrews 11:29; Psalm 78:12-14.

Explain: column--a post or a pillar that holds up the roof of a building. The cloud that lead the Israelites was shaped like a column.

Visual Aids: The accordion book.

Map--Older students find the route the Israelites took to cross the Red Sea on their maps.

Verse: Exodus 14:22-- So the children of Israel went into the midst of the sea on the dry ground, and the waters were a wall to them on their right hand and on their left.

Worksheet: **Younger:** Color the path through the sea brown. Color the water blue. Scotch tape plastic wrap over the water.

Older: After they color the water blue, have the students scotch tape plastic wrap over the water to make it look more realistic.

Project: Ten commandments tablets.

Lesson 62

Story: The Israelites Complain -- Exodus 15:22 to 16:36.

Application: We should give thanks instead of complaining.

Study Helps: Related scriptures: Psalm 105:40; Psalm 106:13-15; Psalm 78:17-19, 21-31.

Explain: murmur--to complain.

wilderness--a place of sand and rocks where there are almost no plants or water.

manna--means "What?" in Hebrew.

homer--a measure of 4 dry pints. Dry pints are 1/6th larger than liquid pints.

ephah--a measure of 3/5th of a bushel.

statute--a law, a permanent rule, decree, edict by a ruler. *Another word that is interchangeable with law, ordinance, and command. See Lesson Helps #58.*

Visual Aids: The accordion book.

Pictures of quail.

Verse: Exodus 16:2--Then the whole congregation of the children of Israel complained against Moses and Aaron in the wilderness.

Worksheet: Younger: Paste small feathers on the quail; bits of cracker on the manna.

Older: Be prepared to use the "Talk about" section of the worksheet. The small pictures of manna and quail to paste are on Extra Things for Worksheets Older. One way to complete the pictures is to have the students paste a bit of cracker over the manna and a feather on the quail.

Project: Ten commandments tablets.

Lesson 63

Story: Water From the Rock -- Exodus 17.

Application: Complaining is a sin against God.

Study Helps: Related scriptures: Psalm 78:15,16,20; Psalm 105:41

Visual Aids: The accordion book.

Verse: Exodus 17:3--The people thirsted there for water, and... complained against Moses...
"Why is it you have brought us up out of Egypt, to kill us and our children...with thirst?"

Worksheet: Younger: Color the water blue. Tape plastic wrap over the water.

Project: Ten commandments tablets.

Lesson 64

Story: Jethro Visits Moses -- Exodus 18.

Application: We should be ready to listen to good advice.

Visual Aids: The accordion book.

Verse: Exodus 18:24,25-- Moses heeded the voice of his father-in-law and...chose able men...and made them heads over the people.

Worksheet: Younger: Pattern for Jethro's clothes are on Patterns for Worksheets Younger, page 1. Paste a bit of cotton for hair and a beard.

Older: Be prepared to use the "Talk about" section of the worksheet.

Project: Ten commandments tablets.

Lesson 65

Story: Israel Prepares to Receive the Ten Commandments -- Exodus 19:1 to 20:21.

Application: It is important to have great respect for God.

Study Helps: Lessons 65 and 66 overlap. As a part of this Lesson read the 10 commandments but do not discuss them. The next Lesson #66 is a study of the 10 commandments only. Lesson #67 is a study of the Sabbath.

Visual Aids: The accordion book.

. Map--find Mount Sinai.

Verse: Exodus 19:18-- Mount Sinai was completely in smoke, because the LORD descended upon it in fire.

Worksheet: **Younger:** Use brown, gray, or black to color the smoke covering Mount Sinai. Draw fire and rays of lightning on top of the mountain.

Memory: Distribute copies of the 10 Commandments to the students to take home and learn. Another copy should be placed in their folder. When they can say the 10 commandments, give them a gold star on the folder copy.

Lesson 66

Story: The Ten Commandments -- Exodus 20:1-17.

Application: We still must obey 9 of the 10 commandments but not the one about the Sabbath.

Study Helps: This Lesson is a discussion of the 10 commandments and what they mean. An article *Nine of the Ten Commandments Are Repeated in the New Testament*, will be helpful for both this Lesson #66 and the Sabbath discussion for Lesson #67. In this lesson, only a brief mention that the Sabbath is not commanded in the New Testament is sufficient. Save a more detailed discussion for Lesson #67. Related scripture: Deut. 5.

Explain: false testimony -- to lie about what you have seen.

covet -- to want something very much that belongs to someone else.

Visual Aids: The accordion book.

Map--find Mount Sinai.

Verse: Exodus 20:1,2-- God spoke saying: "I am the LORD your God, who brought you out of the land of Egypt, out of the house of bondage."

Worksheet: **Younger:** Items to paste are on Extra Things for Worksheets Younger, page 2. Paste 3 items in this order: #1--the fire on top of the mountain; #2--"GOD spoke saying"; #3--the words of God in the speech space. See the Accordion book page for Lesson 66 to see how it should look. Teacher should read the words and then have the students repeat as many of the 10 Commandments that they can.

Older: With lines, students connect the correct parts of the commands.

Memory: Check to see if anyone can say the 10 Commandments. Give gold stars if they can.

Project: Ten commandments tablets should be finished.

Lesson 67

Story: The Sabbath Laws -- Exodus 20:8-11; 23:12; 31:12-17; 34:21; 35:1-3.

Application: The Sabbath was a special day of rest given to the Israelites who are called Jews nowadays. Christians have Sunday as a special day to tell the world that Jesus is alive.

Study Helps: The enclosed article: *Which Day Should We Keep: the Sabbath or Sunday?*
Related scripture: Deut. 5:12-15.

Explain: -- children of Israel, tribes of Israel, Israel, Israelites and Jews are all names for the same group of people.

-- which day of the week is the Sabbath--seventh (Exodus 20:10; Deut. 5:14). There is much religious confusion in which people call Sunday the Sabbath. Sunday is the first day of the week, not the seventh.

-- that according to the scriptures in this Lesson and others in the Bible, the Sabbath was given to the Israelites to keep.

The other 9 commandments are taught in the New Testament for Christians to obey (See the enclosed chart). Keeping the Sabbath is actually taught against in Colossians 2:16-17.

On Sunday Christians remember the death of Jesus and the fact that He arose on the first day of the week. There is no direct commandment in the New Testament for Christians to keep Sunday but we have the example of the earliest Christians doing so. See 1 Cor. 16:1,2; Acts 20:7.

Visual Aids: The accordion book.

Verse: Exodus 31:1,16,17-- The LORD spoke saying: "Israel shall keep the Sabbath...It is a sign between Me and the children of Israel forever."

Worksheet: Younger: After talking about the fact that Saturday is the Sabbath, the students color all the Saturday blocks with red. Then, color all the Sunday blocks yellow.

Lesson 68

Review of Part 7.

Younger: Talk about each picture in the Accordion Book, asking questions for the students to answer and tell the stories.

The **Older** worksheets contain a 2-word-shaped puzzle with clues to be followed to fill in the correct answer words. In some cases a letter from one word is also a letter for another word. These spaces have darker lines around them. Fill in all the words according to the clues, following the tiny arrows on the letters. All the texts in the clues are from Exodus.

Answers to "MOUNT SINAI" Puzzle

(1 down) -- What was thick on the mountain? (19:16) **CLOUD**

(1 down right slant) -- "You shall not _____ your neighbor's house...nor his wife...nor anything that is your neighbor's." (20:17) **COVET**

(2 up, then down) -- What the people in the camp did. (19:16) **TREMLED**

(3 down left) -- What ascended from the mountain like from a furnace? (19:18) **SMOKE**

(4 down right) -- "You shall not _____ to them [images]" (20:5) **BOWDOWN**

(5 left) -- Something of God's which Israel must not take in vain. (20:7) **NAME**

(6 down) -- What people must do to their parents. (20:12) **HONOR**

(7 down) -- "...in the morning, that there" was _____ (19:16) **THUNDER**

(8 down) -- "You shall not _____." (20:13) **MURDER**

(8 down right) -- Where God spoke the ten commandments. (19:20) **MOUNT**

(9 up) -- The people were not to _____ the mountain or they would die. (19:12) **TOUCH**

(10 right) -- "You shall not bear _____ witness against your neighbor." (20:16) **FALSE**

(11 down) -- God's name. (20:2) **LORD**

(12 up to left) -- The leader of the Israelites. (19:7) **MOSES**

(13 down) -- "Remember the _____ day". (20:8) **SABBATH**

(14 down) -- "You shall not commit _____." (20:14) **ADULTERY**

(15 down) -- Name of the mount from which God spoke. (19:20) **SINAI**

(15 down right slant) -- "You shall not _____." (20:15) **STEAL**

- (16 down, then up) -- What came on the mountain with the thunder. (19:16) **LIGHTNING**
 (17 down left) -- The name of God's people. (19:3) **ISRAEL**
 (17 down right) -- What Israel was not to make. (20:4) **IMAGE**
 (18 down) -- "You shall not take the name of the LORD your God in ____." (20:7) **VAIN**
 (19 down) -- "You shall have no other ____ before Me. (20:3) **GODS**

PART 8 -- GOD'S LAWS AND THE TABERNACLE

Read: Exodus, Chapters 20 through 31.

Lesson 69

Story: More Laws of God For Israel -- Exodus 20:22 to 23:33.

Application: God was interested in all parts of the life of the children of Israel. He also cares about our lives today.

Study Helps: This Lesson does not have a story but you can make it live by imagining life among the Israelites and the various things that could happen. What did God say they should do in various situations?

Explain: judgments -- decisions made by an authority to be obeyed. In this case, by God. Used along with commandments, statutes, and laws all of which have somewhat the same meaning. See Helps for Lessons 58 and 62.

Visual Aids: The accordion book.

Verse: Exodus 20:22 and 21:1-- The LORD said to Moses, "Thus you shall say to the children of Israel...These are the judgments which you shall set before them."

Worksheet: **Younger and Older:** Paste the Hebrew words on the scroll on the worksheet. (Extra Things for Worksheets **Younger**, page 2; and Extra Things for Worksheets **Older**). The Hebrew is from Exodus 20:22 which say "And the LORD said unto Moses."

Project: Part 8 -- a scroll with some of the laws that God gave Israel. See laws to cut out and instructions on Projects, page 4. Emphasize that these laws were given to Israel.

Lesson 70

Story: Moses on Mount Sinai -- Exodus 24:1 to 31:18.

Application: Being a leader has privileges but it also has the responsibility of obeying God and leading the people in the right way.

Study Helps: Explain:

covenant can have several meanings:

- a binding agreement, a contract between two or more people or nations to be friends. Ex. 23:32
- most often means the law agreement between God and men. Ex. 24:7,8. God's covenant with Israel of the Old Testament included many more laws than the 10 commandments.

testimony -- a testimony is a statement of fact or truth.

- In Exodus there are repeated references to "the ark of Testimony" (for example, Ex. 25:16). Later in other books of the Law of Moses, Testimony is used as a synonym with covenant "ark of the covenant" (Num. 10:33; Deut. 10:8).
- "Two tablets of the Testimony, tablets of stone" (Ex. 31:18) (Also later in the Law called the "tablets of the covenant" Deut 9:9,11,15.)
- "Tabernacle of the Testimony" (Ex. 38:21); also called tabernacle of the tent of meeting (Ex. 39:32)

peace offering -- giving God something of a person's own things to show he is at peace with God and to express thanks to Him.

Visual Aids: The accordion book.

Older: Map--find Mount Sinai.

Verse: Exodus 24:1-- The LORD said to Moses, "Come up to the LORD, you and Aaron, Nadab and Abihu, and seventy of the elders of Israel, and worship from afar."

Worksheet: **Younger:** First: paste Moses (Extra Things for Worksheets Younger, page 1) high up on Mount Sinai. Then, color the mountain brown and the sand below yellow.

Project: A scroll with some of the laws that God gave Israel.

Lesson 71

Story: The Golden Calf -- Exodus 32:1 to 33:6

Application: God hated idolatry during the time of the Israelites. He still hates it.

Study Helps: Related scripture: Psalm 106:19-23; Acts 7:39-41; 1 Corinthians 10:6-7,14.

Visual Aids: The accordion book.

Verse: Exodus 32:3,4-- Aaron... made a molded calf. Then they said, "This is your god, O Israel, that brought you out of the land of Egypt!"

Worksheet: **Younger:** Patterns for Worksheets Younger, page 2 for calf to cut out of yellow or gold paper for students to paste over the calf in the picture.

Project: A scroll with some of the laws that God gave Israel.

Lesson 72

Story: Moses and the Glory of the LORD -- Exodus 33:7-23

Application: In old times God spoke in a voice to people to tell them what He wanted them to know. Moses was a special person to whom God spoke many times. Today God speaks to us when we read the Bible.

Study Helps: Related scripture: Hebrews 1:1-2; 2 Peter 1:16-21; 2 Tim. 3:14-17.

Visual Aids: The accordion book.

Verse: Exodus 33:11-- The LORD spoke to Moses face to face, as a man speaks to his friend.

Worksheet: **Younger:** Pattern to make a cloth tent is on Patterns for Worksheets Younger, page 2. After pasting the cloth tent, paste cotton on the cloud so that it covers the front of the tent.

Older: Using the tent pattern on Extra Things for Worksheets Older, have the students cut the tent out of cloth to paste over the tent in the box on the worksheet. Also paste cotton over the entrance to represent the cloud.

Project: a scroll with some of the laws that God gave Israel.

Lesson 73

Story: Moses Receives Two New Tablets -- Exodus 34:1-35

Application: God listens to us when we pray to Him. He listened to Moses in a special way.

Visual Aids: The accordion book.

Verse: Exodus 34:1-- The LORD said to Moses, "I will write on these tablets the words that were on the first tablets which you broke."

Worksheet: **Younger:** Students write numbers 1-10 on the tablets.

Project: the scroll.

Lesson 74

Story: The Offering for the Tabernacle -- Exodus 25:1-9; 35:4 to 36:7; 38:24,25,29

Application: The way the Israelites gave offerings to make the tabernacle is a good example to us today.

Study Helps: Related scripture: 2 Corinthians 9:7.
Explain: sanctify -- to set apart for a holy purpose.

Visual Aids: The accordion book.

Pictures of the gem stones on which the names of the 12 tribes were engraved. The public library should have a book picturing all kinds of gems in color, or if you have access to an encyclopedia with color plates.

Verse: Exodus 35:20,21-- All the congregation of the children of Israel...whose heart was stirred, and everyone whose spirit was willing...brought the LORD 's offering for the work of the tabernacle.

Worksheet: **Younger:** Color the rolls of cloth with blue, purple, and scarlet (red).

Lesson 75

Story: Making the Tabernacle -- Exodus 36:8 to 38:31 (with chapters 25--27)
and Making the Priest's Clothes -- 39:1-31 (with chapters 28--31).

Application: God gave the Israelites the exact plan of the special place and the special way to worship Him. Today we follow the commands and examples in the New Testament given to Christians.

Study Helps: Make this Lesson as interesting as possible. Don't talk about all the details of the measurements and decorations but do emphasize that God gave exact instructions. Try to help the students feel the excitement of making such a beautiful building exactly as God said. You might begin by asking them to name the things that are needed if someone is going to build a building (plans, materials, workers). Notice all the small utensils for use in the various activities of worship by the priests. Be sure they understand that the tabernacle was for the Israelites.

Christians do not need the tabernacle because God has given us a different way to worship Him today. For example, we don't make animal sacrifices because Jesus made the perfect sacrifice on the cross for us (See Heb. 9:24-28; 10:10-12). Christians do not have a special building in which worship has to be done but instead the Bible says that the Christian people together are God's building (1 Cor. 3:9, 16-17).

Explain: cubit--18 inches.

tabernacle--a tent-like moveable building in which the Israelites were to worship God.

sanctuary--a sacred place. (This word is wrongly used now days of the auditorium where the Christians meet. The Christians' bodies are God's sanctuary. He lives in us, not in a building 1 Cor. 3:16,17.)

priest--the person who did the work of the tabernacle, especially making the sacrifices.

anoint--to pour oil over his head to show that a person is to do some special work.

incense--special herbs which when burned make a good odor.

cherubim--special heavenly beings similar to angels.

Visual Aids: The accordion book.

Enlarged pictures of the pieces of tabernacle furniture (in this packet).

Verse: Exodus 25:9-- The LORD said to Moses, "According to all that I show you...the pattern of the tabernacle and the pattern of all its furnishings, just so you shall make it."

Worksheet: Younger: Paste the furniture (Extra Things for Worksheets Younger, page 1) in the correct places on the tabernacle diagram.

Older: Prepare small pictures of the tabernacle furniture, found on the Extra Things for Worksheets Older, for students to paste in the correct places in the diagram on their Worksheet, Page 2.

Project: the scroll.

Lesson 76

Story: The Tabernacle Finished -- Exodus 39:32 to 40:38

Application: To please God we must do things according to his instructions.

Study Helps: When telling the story, **make sure** that you cover the items in the puzzle for Lesson 77. Background scriptures: Exodus 35:30 thru 39:31; Acts 7:44.

The Tabernacle was called "the tabernacle of the tent of meeting," "the tabernacle of meeting," "the tent of meeting," or just "the tabernacle," all referring to the same place.

Exodus 25:30 says "set the showbread on the table."; 35:13; 39:36 say only "showbread" along with the utensils for the table. Exodus does not tell us how much. Leviticus 24:5,6, which gives more details of the Law of Moses, says, "And you shall take fine flour and bake twelve cakes with it. Two-tenths of an ephah shall be in each cake. You shall set them in two rows, six in a row, on the pure gold table before the LORD."

Explain: minister (28:41; 30:30)--to serve.

Visual Aids: The accordion book.

The model Tabernacle (See instructions on page 2 of these helps.) As you tell the story, place each piece of tabernacle furniture in its place on a large chart or in the model that you have made.

Verse: Exodus 39:32-- All the work of the tabernacle of the tent of meeting was finished... according to all that the LORD had commanded Moses; so they did.

Worksheet: Younger: Color the picture.

Older: The answer to "as the LORD commanded" is 15 times;
answer to "all that the LORD commanded" is 3 times.

Project: Should be finished.

Lesson 77

Review of Part 8

Younger: Talk about each picture in the Accordion Book, asking questions for the students to answer and tell the stories.

Older: All the texts in the clues are from Exodus.

ANSWERS TO TABERNACLE PUZZLE

- (1 right)--What kind of garments the priests wore. (39:41) **HOLY**
 (2 down)--Where the priests washed. (30:18,19) **LAVER**
 (3 down left)--Where the priest made burnt offerings. (38:1) **ALTAR**
 (3 down right)--What did Moses have to do to Aaron and his sons to make them priests? (40:12-15) **ANOINT**
 (4 right)--The piece of furniture that had cherubim over it. (25:20,21) **ARK**
 (5 down)--Where the showbread was placed. (25:30) **TABLE**
 (5 right)--These were in the ark. (25:16 y 31:18) **TABLETS**
 (6 down)--The kind of wood used in making the tabernacle. (26:32; 27:1) **ACACIA**
 (7 right)--What covered the tabernacle when it was finished? (40:34) **CLOUD**
 (8 right)--A kind of cloth the curtains were made of. (36:8) **LINEN**
 (9 right)--A color used. (25:4) **SCARLET**
 (10 right)--What was around the courtyard. (27:9-15) **HANGINGS**
 (10 down)--The part of goats used to make covers for the tabernacle. (35:23) **HAIR**
 (11 down)--What kind of offering was made on the altar in the courtyard. (38:1; 40:29) **BURNT**
 (11 down right)--The metal used to make the altar of sacrifice. (27:1,2) **BRONZE**
 (12 down)--A color used. (36:11) **BLUE**
 (13 down left)--What filled the tabernacle when it was finished? (40:34) **GLORY**
 (13 down right)--The precious metal used to cover the ark. (38:24) **GOLD**
 (14 right)--What burned in the lamp. (27:20) **OIL**
 (15 left)--What gave light. (40:4) **LAMPSTAND**
 (16 down)--What hung between the holy place and the holy of holies. (26:33) **VEIL**
 (17 right)--Who gave Moses the pattern for making the tabernacle. (25:1,9) **LORD**
 (18 down)--What burned on the altar inside the tabernacle. (37:25; 40:5) **INCENSE**
 (18 right)--Who brought offerings to make the tabernacle. (35:4-9) **ISRAEL**
 (19 right)--What did the people make and worship while Moses was on the mountain? (32:4) **CALF**
 (20 right)--On what mountain did God talk to Moses?. (24:15,16) **SINAI**
 (21 right)--The form that was over the tabernacle. (36:14) **TENT**
 (22 right)--The men who served at the tabernacle. (29:30; 30:30) **PRIESTS**

Lesson 78

Review of the Entire Book of Exodus.

THE GAME Both the Younger and the Older groups can play the game.
 See instructions on page 1 of these Helps.

Younger: A code card to make and markers on page 2 of Extra Things for Worksheets Younger.

Older: A code card to make and markers on of Extra Things for Worksheets Older.

SABBATH OR SUNDAY?

A very humanitarian idea: not only give your own body a day of rest every week, but also everybody else in your house. "You shall do no work: you, nor your son, nor your daughter, nor your manservant, nor your maidservant." Not only humanitarian, but spiritual: the seventh day rest is a reminder of God's rest on the seventh day. Thus it is a reminder of our Creator.

A day of rest -- the Sabbath -- the seventh day of each week. "The Sabbath was made for man" to be a physical and spiritual blessing to him. Does that mean it was/is for all men of all times? Is the Sabbath binding upon us today, some 3,500 years after the commandment was first given? Is the Sabbath supposed to be a reality in our lives today, or was it rather an Old Testament shadow of a better reality in Christ Jesus?

Some people think that Sunday is the "Christian Sabbath." However, Matthew 28:1 clarifies: "Now after the Sabbath, as the first day of the week began to dawn." Thus, in the Bible, after the Sabbath comes the first day. Any dictionary will tell us that Sunday is the first day of the week. Saturday is the seventh. In the Bible, therefore, the Sabbath is Saturday; never Sunday.

TO WHOM WAS THE SABBATH GIVEN?

To find out which men had to keep the Sabbath, we must turn to the Old Testament. In Genesis 2:1-3, God indeed "blessed the seventh day and sanctified it." However, nowhere in Genesis does God command anyone to keep the Sabbath.

The first time in the Bible that "Sabbath" is mentioned is Exodus 16:23-36. Verse 29 says, "For Jehovah has given you the Sabbath." Who is "you"? "The house of Israel," whom God had brought "out of the land of Egypt" (verses 31,32).

About two weeks later, the ten commandments were given. Note the introduction: "I am Jehovah your God, who brought you out of the land of Egypt" (Exodus 20:2). The fourth command of the ten (20:8-11) gives the well-known reason for resting on the Sabbath: "For in six days Jehovah made the heavens and the earth . . . and rested the seventh day."

In the parallel text of the ten commandments, another reason is given. "Remember that you were a slave in the land of Egypt, and that Jehovah your God brought you out from there by a mighty hand and by an outstretched arm; therefore Jehovah your God commanded you to keep the Sabbath day" (Deuteronomy 5:15).

Later God said: "The children of Israel shall keep the Sabbath, to observe the Sabbath throughout their generations. . . . It is a sign between Me and the children of Israel forever" (Exodus 31:16,17). So when Mark 2:27 says "The Sabbath was made for man," the statement does not refer to all men. Rather, it refers to the men of Israel, to whom the commandment was given and to whom Jesus was speaking at that moment.

THE SABBATH WAS NAILED TO THE CROSS

Colossians 2:14 says of "the handwriting of requirements," that Christ "has taken it out of the way, having nailed it to the cross." Verse 16 gives examples of some of those things contained in the handwriting that were nailed to the cross. Among the items listed is "Sabbaths." Colossians thus powerfully teaches that Christ took away the commandment to keep the seventh day of the week. Christ nailed the fourth commandment to the cross, along with all the rest of the law.

Hebrews 4:9 says "There remains therefore a rest for the people of God." But the rest that remains for the Christian today is not a commandment (of the seventh day or of any other day). Rather, according to 4:1: "a promise remains of entering His rest."

The rest for the Christian today is not a commandment, but a promise. The wicked will "have no rest day or night." But as for the righteous: "Blessed are the dead who die in the Lord. . . . that they may rest from

their labors" (Revelation 14:11,13). See also Matthew 11:28-30. The seventh day rest was a shadow. The reality will be our eternal rest with Christ Jesus! Praise His Name!

IS SUNDAY "THE LORD'S DAY" ?

Where does the expression "the Lord's Day" come from? Does it refer to Saturday or to Sunday? What importance did the day Sunday have in the church of the first century? Was it an ordinary day? Or was it a special day? What meaning does Sunday have in each of our personal lives today?

RESURRECTION DAY

On what day of the week did Jesus rise from the dead? Some people are confused because Saturday and Sunday are often called the "weekend," making Monday the first day of the "work week." But, from the time of the Roman Empire until the 20th century, Sunday has been and is the first day of the week. Just check your English dictionary.

Jesus often prophesied that after his death, he would "be raised again the third day" (Matthew 16:21; Luke 18:33). Not the third day of the week, but the third day from his crucifixion. What day of the week did this "third day" fall on?

Luke 24 tells of events "on the first day of the week" (verse 1). Verse 13 says two disciples were walking to Emmaus "that same day." After they mention Jesus' death, the disciples add: "today is the third day since these things happened" (verse 21). Verses 7 and 46 mention the prophecy Jesus had made "to rise from the dead the third day." Combining all five verses, we have irrefutable proof that the third day from the crucifixion was the first day of the week. Jesus rose on Sunday!

Matthew 28:1-8 and Mark 16:1-8 are parallel texts in which Mary Magdalene and other women visit the tomb around dawn "the first day of the week." On the way, they discussed who would roll away the stone, so they could anoint Jesus' body. As Matthew reads, one can only conclude that Jesus rose from the dead precisely while the women were on their way. When they got to the tomb, the angel told them: "He is not here; for He is risen." Mark adds: "He rose early on the first day of the week" (verse 9). Jesus rose the first day of the week: Sunday.

All history pivots around what took place that glorious Sunday. Jesus came out of the tomb never to die again. He did save Himself! He did it in a way far more powerful, glorious and meaningful than "simply" coming down from the cross. Neither the tomb nor Hades, itself, could hold Him! Jesus conquered death, sin and Satan. This Good News has been proclaimed around the world for almost 2,000 years! Jesus is not dead! He lives! It happened on Sunday.

"THE LORD'S DAY"

The apostle John says he received Revelation "on the Lord's Day" (Revelation 1:10). What day did he mean? There are three possibilities to consider: 1) Saturday (the Sabbath), 2) the Judgment Day, and 3) Sunday (the first day of the week).

As for the first possibility, Jesus was in fact the Lord of the Sabbath while He walked this earth. But John received the Revelation 65 years after the death of Jesus. Jesus in his death "wiped out the handwriting of requirements. . . having nailed it to the cross" (Colossians 2:14). A few examples of those requirements are given two verses later. Among others are the "Sabbaths." Jesus nailed them all to the cross! After that, the Sabbath could no longer be the Lord's Day.

As for the second possibility, various times in the New Testament, "the day of the Lord" refers to the Second Coming of Christ. But in Revelation 1:10, John says "I was in the Spirit on the Lord's Day." Since he is speaking in the past, he cannot be speaking of the Second Coming, which even today is yet in the future.

This leaves only one possibility. John meant that he received the Revelation on Sunday. Sunday is the day on which the Lord Jesus Christ triumphed over all the forces of the evil one, rising from the dead. Sunday is the day He proved He is Lord. The first day of the week is, indeed, "the Lord's Day"!

Both the Romans of old and we in English today commonly call the first day of the week "Sun-Day". Not so in Spanish. In Spanish the first day of the week is called "Domingo," which, coming from the Latin, means "the day of the Lord"!

The Lord's church and His New Testament became a reality on Sunday. It was at the Jewish feast of Pentecost (Acts 2). This feast was set by counting "fifty days to the day after the seventh Sabbath" (Leviticus 23:16). The day after any Sabbath is the first day of the week. So, Pentecost fell on Sunday. Not only did Jesus rise from the dead on Sunday, but He started His Church on Sunday. It is the Lord's Day.

DID THE CATHOLIC CHURCH CHANGE THE SABBATH TO SUNDAY?

Sabbath keepers reject these arguments for Sunday. They claim the early Christians kept the Sabbath. They say the Catholic Church and the Emperor Constantine started worship on Sunday in the Fourth Century. Is that true?

Did the Catholic Church initiate the observance of Sunday? Roman Catholic sources can certainly be found which make that claim. But, we must understand what the Catholic Church means when it says that it changed Saturday to Sunday.

The Official Baltimore Catechism, Number 3, published in 1949, under question #235, says "The early Church changed the day of worship from Saturday to Sunday on the authority given to it by Christ. The New Testament makes no explicit mention that the apostles changed the day of worship, but we know it from Tradition."

According to this Catholic Catechism, it was the early church that changed the day of worship to Sunday. In fact, so early, that it was the apostles of Christ themselves who effected the change. Who can argue with the apostles?

The Roman Church, of course, claims to have been founded by Christ. But, Sabbath keepers agree with us that the Catholic Church did not exist in the first century. Since the Roman Catholic church did not exist when the change took place, then certainly the Roman Catholic church did not make the change.

And what about the claim that the Emperor Constantine, in 321 A.D., instituted Sunday as a day of rest? Yes, he did. But this is a very different matter from instituting Sunday as a day of worship.

The Encyclopedia Britannica, Eleventh Edition, in the article on Sunday, mentions "a constitution of Constantine in 321 A.D., enacting that all courts of justice, inhabitants of towns, and workshops were to be at rest on Sunday." What does the decree establish? That all "should rest on Sunday."

Constantine, for the first time in history, legalized Sunday as a day of rest. This was his idea of how to help the Christians to do what they had already been practicing for three centuries: assembling for worship on Sundays.

SUNDAY IS THE LORD'S DAY

Sunday is the day our Lord rose from the dead. Sunday is the day the Lord's Church began. Sunday is the day the Lord's Supper is eaten (Acts 20:7). Sunday is the day the Lord's people give to help others (1 Cor. 16:1-3). Sunday, in a word, is the Lord's day.

The true church remembers the death and resurrection of Christ 52 times a year. It has done so for 2,000 years! It will continue to do so till He comes!

If Jesus is your Lord, you will gather with the Lord's Church to partake of the Lord's Supper every single Lord's Day.

Excerpts from two articles by David Vaughn Elliott
The Sabbath: Shadow or Reality
Is Sunday "The Lord's Day"?

NINE OF THE TEN COMMANDMENTS ARE REPEATED IN THE NEW TESTAMENT

How could the ten commandments be done away? Is it all right today to steal, to murder, to disobey parents? Of course not. Nine of "the ten" are repeated in the New Testament. Some are repeated in identical words, while others are found in synonymous expressions. The ten commandments themselves are found in Exodus 20 and Deuteronomy 5. In the box following they are shown in abbreviated form.

THE TEN COMMANDMENTS	THE NEW COVENANT
1. Have no other gods	Lk.4:6-8; 1 Co.8:5,6; 1 Ti.2:5
2. Do not bow down to any image	Jn.4:24; Acts 17:29; 1 Co.6:9
3. Do not use God's name in vain	Mt.15:19; Rom.2:24; 1 Ti.1:20
4. Do not work the seventh day	-----
5. Honor your father and mother	Mt.15:4; Lk.18:20; Eph.6:2
6. Do not murder	Mt.15:19; Lk.18:20; Rom.13:9
7. Do not commit adultery	Mt.15:19; Lk.18:20; 1 Co.6:9
8. Do not steal	Mt.15:19; Lk.18:20; 1 Co.6:10
9. Do not bear false witness	Mt.15:19; Lk.18:20; Rom.13:9
10. Do not covet	Mt.5:28; Rom.13:9; 1 Co.6:10

The fourth commandment of "the ten" is not commanded in the New Testament. Jesus, indeed, living under the law, kept the Sabbath. He also corrected some false concepts held in his day regarding the Sabbath. But there is no record of Jesus ever commanding anybody to keep the Sabbath. Nor did the Apostles ever command it. Today we must obey nine of "the ten," not because they were in "the ten," but because they are a part of the New Covenant.

—by Vaughn Elliott

GOD'S PLAN IN EGYPT

**All scriptures are in Exodus
unless otherwise indicated.**

- To deliver Israel from the oppression of the Egyptians and take them to the land He had promised. (3:7-9)
- God knew Pharaoh would not let Israel go, so He would strike Egypt with His wonders so Pharaoh would let Israel go. (3:19-20; 7:14)
- God raised up Pharaoh so that He could show His power in him and that His name would be declared in all the earth. (9:16)
- To bring "great judgments" on Egypt and their gods. (6:6; 7:4; 12:12)
- To multiply His signs and wonders. (3:20; 7:3; 11:9)
- To show Pharaoh and Israel who He was (9:13-14; 10:1-2).
- To harden Pharaoh's heart (4:21).

Why God Hardened Pharaoh's Heart

- (4:21) "When you go back to Egypt, see that you do all those wonders before Pharaoh which I have put in your hand. But I will harden his heart, so that he will not let the people go."
- KEYS** { (7:3-5) "I will harden Pharaoh's heart, and multiply My signs and My wonders in the land of Egypt. But Pharaoh will not heed you, so that I may lay My hand on Egypt and bring My armies and My people, the children of Israel, out of the land of Egypt by great judgments. And the Egyptians shall know that I am the LORD, when I stretch out My hand on Egypt and bring out the children of Israel from among them."
- (10:1,2) "I have hardened his [Pharaoh's] heart and the hearts of his servants, that I may show these signs of Mine before him and that you may tell in the hearing of your son and your son's son the mighty things I have done in Egypt, and My signs which I have done among them, that you may know that I am the LORD."
- (11:9-10) The LORD said to Moses, "Pharaoh will not heed you, so that My wonders may be multiplied in the land of Egypt." So Moses and Aaron did all these wonders before Pharaoh; and the LORD hardened Pharaoh's heart, and he did not let the children of Israel go out of his land.
- (14:4,8,17) "I will harden Pharaoh's heart, so that he will pursue them; and I will gain honor over Pharaoh and over all his army, that the Egyptians may know that I am the LORD."

God gave Pharaoh many opportunities to repent but instead he hardened his own heart.

"How long will you refuse to humble yourself before Me?" (10:3)

Pharaoh was given warnings and the opportunity to either let Israel go or suffer the consequences. He chose to say, "No" each time.

Many times God mercifully removed the plagues but although Pharaoh said he would let Israel go if the plague were removed, he backed down and said, "No."

Once God even allowed Pharaoh to set the time of the removal of the plague but it did not result in his repentance (8:10,15).

Another time Pharaoh said, "I have sinned this time. The LORD is righteous, and my people and I are wicked." But as soon as the plague of hail was removed the Bible says: "he sinned yet more; and he hardened his heart, he and his servants." (9:27,34)

At the time of the plague of locusts Pharaoh said: "I have sinned against the LORD your God and against you. Now therefore, please forgive my sin only this once, and entreat the LORD your God, that He may take away from me this death only." (10:16,17)

But as soon as the plague was taken away he did not let Israel go.

When a person sets himself against God even God's mercies result in more hardening.

The same sun that melts wax also hardens clay.

God Tried to Show Pharaoh Who He Was

Pharaoh said, "I do not know the LORD," (5:2) when Moses and Aaron first asked for Israel to leave.

God told Moses: "The Egyptians shall know that I am the LORD, when I stretch out My hand on Egypt and bring out the children of Israel from among them." (7:5)

God said "By this you [Pharaoh] shall know I am the LORD," along with the plague of water into blood that He sent. (7:17)

Moses allowed Pharaoh to choose the time the plague of frogs would be taken away "that you may know that there is no one like the LORD our God." (8:10)

When God sent the plague of flies He set apart Goshen where Israel lived "in order that you may know that I am the LORD in the midst of the land." (8:22)

But Pharaoh Hardened His Own Heart.

"Pharaoh's heart grew hard, and he did not heed them, as the LORD had said... Neither was his heart moved by this." The plague of blood. (7:22)

The plague of frogs: "when Pharaoh saw that there was relief, he hardened his heart." (8:15)

The magicians could not make lice and recognized God, "But Pharaoh's heart grew hard, and he did not heed them." (8:19)

When the plague of flies was removed "Pharaoh hardened his heart at this time also." (8:32)

At plague of pestilence: "But the heart of Pharaoh became hard" (9:7).

"When Pharaoh saw that the rain, the hail, and the thunder had ceased, he sinned yet more; and he hardened his heart, he and his servants"(9:34).

Pharaoh continually changed the conditions of release. He bargained and lied to get out of a mess. Then he went back on the agreement, proving himself to be untrustworthy. (8:29)

Pharaoh used the ploy, "Entreat (*pray for me*) the LORD...intercede for me" just to get the plagues to stop. (8:8; 8:28; 9:28; 10:17)

Pharaoh said "I have sinned," to get the hail stopped, but Moses said "I know that you will not yet fear the LORD God." (9:27, 30)

And again to get rid of the plague of locusts "I have sinned"... "please forgive my sin only this once, and entreat the LORD your God, that He may take away from me this death only." (10:16)

Pharaoh exalted himself (9:17); refused to humble himself (10:3); was stubborn (13:15).

Pharaoh went to all lengths to preserve his power and in the process destroyed himself and the nation. (10:7)

Pharaoh refused to listen to warnings and advice.

His magicians recognized that the LORD could do miracles that they could not. do "This is the finger of God." (8:19)

Some of his servants feared the LORD in the warning of the plague of hail and "made his servants and his livestock flee to the houses." (9:20)

When Moses announced the plague of locusts Pharaoh's servants said to him, "How long shall this man be a snare to us? Let the men go, that they may serve the LORD their God. Do you not yet know that Egypt is destroyed?" (10:7)

What God Wanted PHARAOH and the EGYPTIANS to Know by the Plagues He Sent

"that I am the LORD." (7:5,17)

"that there is no one like the LORD our God." (8:10)

"that I am the LORD in the midst of the land." (8:22)

"that there is none like Me in all the earth." (9:14)

"that the earth is the LORD'S." (9:29)

"that the LORD does make a difference between the Egyptians and Israel." (11:7)

What God Wanted ISRAEL to Know by What Happened in Egypt

"that I am the LORD." (10:2; 12:1,2)

"Israel saw the great work which the LORD had done in Egypt; so the people feared the LORD, and believed the LORD and His servant Moses." (14:31)

God Showed His Great Power by the Variety of Methods He Used

Aaron struck waters with his rod -- turned to blood (7:20).

Seven days passed (7:25).

Aaron stretched out his rod over streams, river, ponds--frogs (8:5,6).

Frogs died, gathered in heaps (8:13,14).

Aaron struck dust with his rod--lice (8:17).

Nothing said about removing lice.

The LORD sent "Tomorrow" -- flies (8:23).

None in Goshen (8:22-23).

Not one fly remained (8:31).

The LORD appointed a set time "Tomorrow" -- pestilence to kill livestock (9:3-6).

None among the Israelites (9:4,7).

Moses scattered ashes toward heaven. -- boils on all Egyptians (9:8,11).

Nothing about taking away boils.

Moses stretched his rod toward heaven -- hail, thunder, fire, rain (9:22,23,33).

None where Israelites were (9:26).

As soon as Moses went out of city and spread out his hands-- ceased (9:29,33).

Moses stretched out his rod; east wind all day and night. Morning brought locusts (10:13).

A west wind blew locusts into Red Sea; not one left (10:19).

Moses stretched his hand toward heaven with no warning to Pharaoh -- thick darkness for 3 days (10:21,22).

Light where Israelites were (10:23).

The LORD struck at midnight all firstborn in Egypt (12:29; Psalm 78:49-51).

Blood on the door saved Israel (12:13,23).

God showed His power by using and controlling His own creation: water, vegetation, man, sun, animals, weather, disease, life and death, light and darkness, time, place, Pharaoh. These were the things the Egyptians worshipped. God brought judgment on all their gods (12:12).

The Egyptians exchanged worship of God for worship of His creation (Romans 1:20-23).

Did God's Plan Come to Pass?

"Pharaoh's heart grew hard, and he did not heed them, as the LORD had said." (7:13)

"When Pharaoh saw that there was relief, he hardened his heart and did not heed them, as the LORD had said." (8:15)

"But Pharaoh's heart grew hard, and he did not heed them, just as the LORD had said." (8:19)

"The LORD hardened the heart of Pharaoh; and he did not heed them, just as the LORD had spoken to Moses." (9:12)

"So the heart of Pharaoh was hard; neither would he let the children of Israel go, as the LORD had spoken by Moses." (9:35)

God accomplished His purpose of convincing Israel that He is God (10:2).

A mixed multitude were also convinced and left Egypt with Israel (9:20; 12:38). "The man Moses was very great in the land of Egypt, in the sight of Pharaoh's servants and in the sight of the people." (11:3)

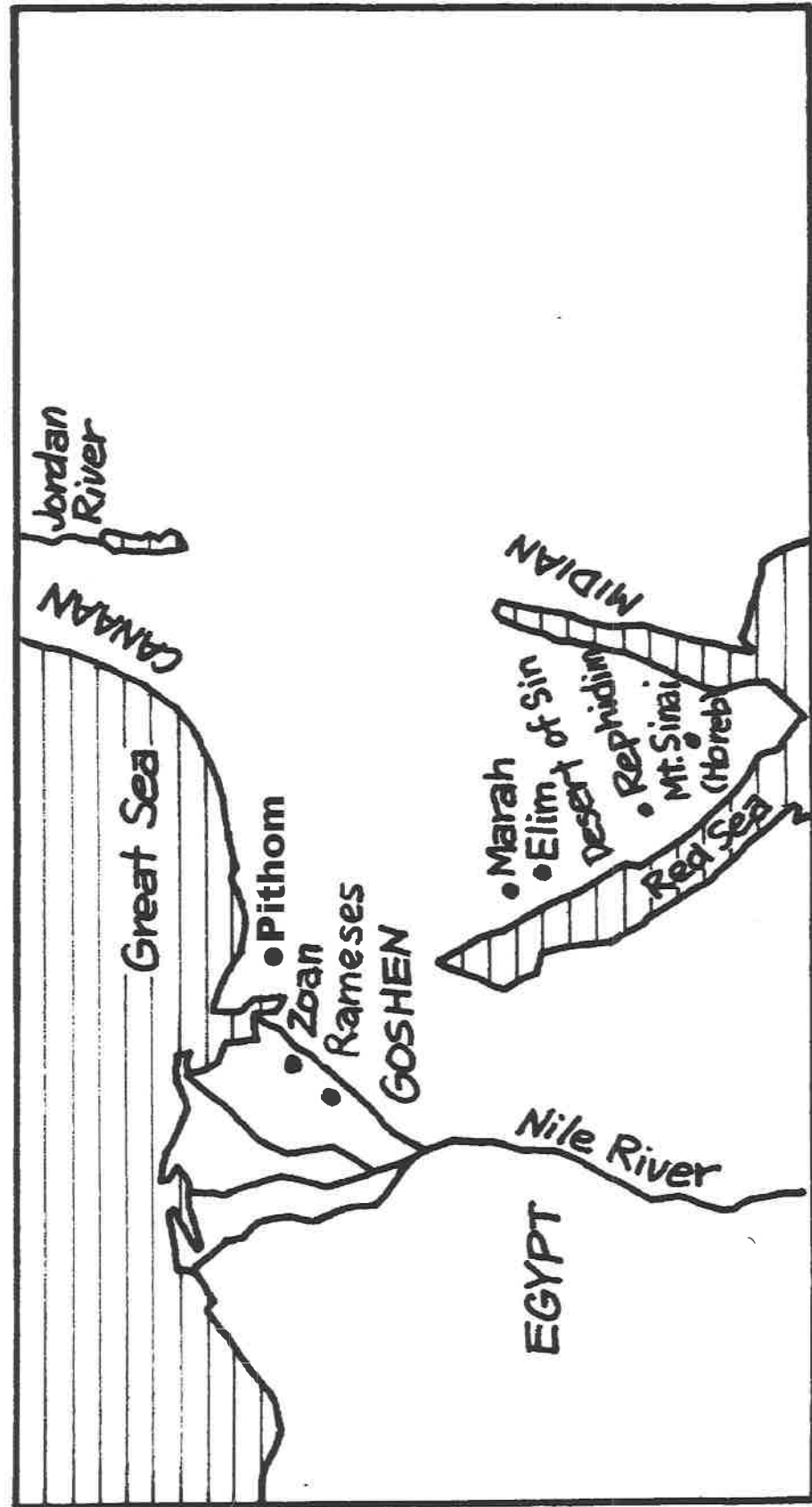
God accomplished His purpose that by His power His name is declared in all the earth even today as we read the account in the Bible. (9:16)

God the Creator is the one who makes the rules with consequences. Even though man does not understand why God does what He does, God knows what His purposes are. He gives man a free will to choose whether he will obey the rules or not (Ezekiel 18:20-32). God has long patience to allow man to repent of his sin (Rom. 9:19-28; 2 Peter 3:9). God demonstrated much patience with Pharaoh and the Egyptians by giving them huge opportunities to turn to Him and admit that He is the LORD but they would not.


God carried out His purpose and plan by using a wicked man to show both the Egyptians and Israel that He is the LORD. He was able to deliver Israel from their oppression in Egypt with great power and judgment.

—Margaret Elliott, 2008

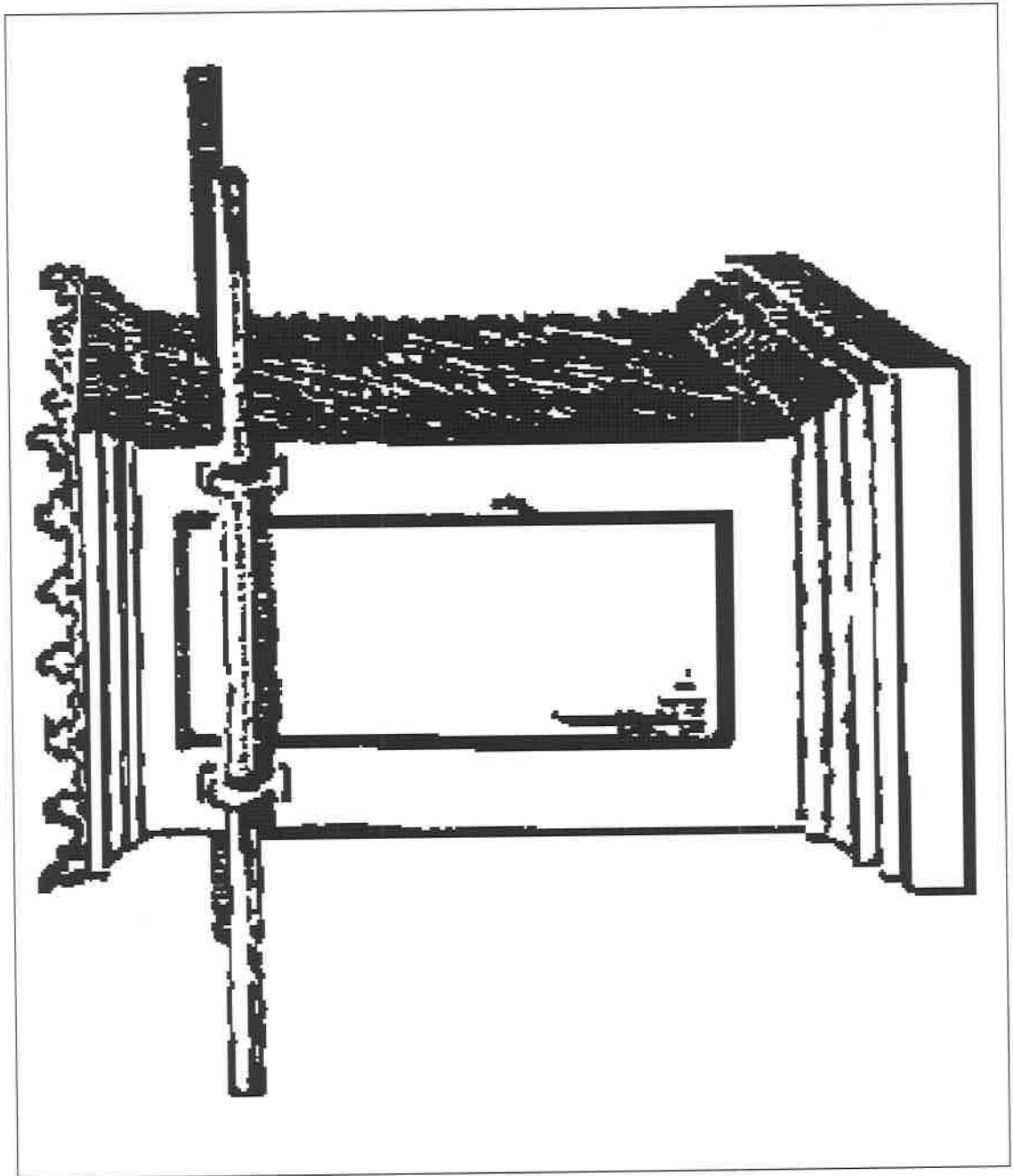
Where It All Happened in Exodus



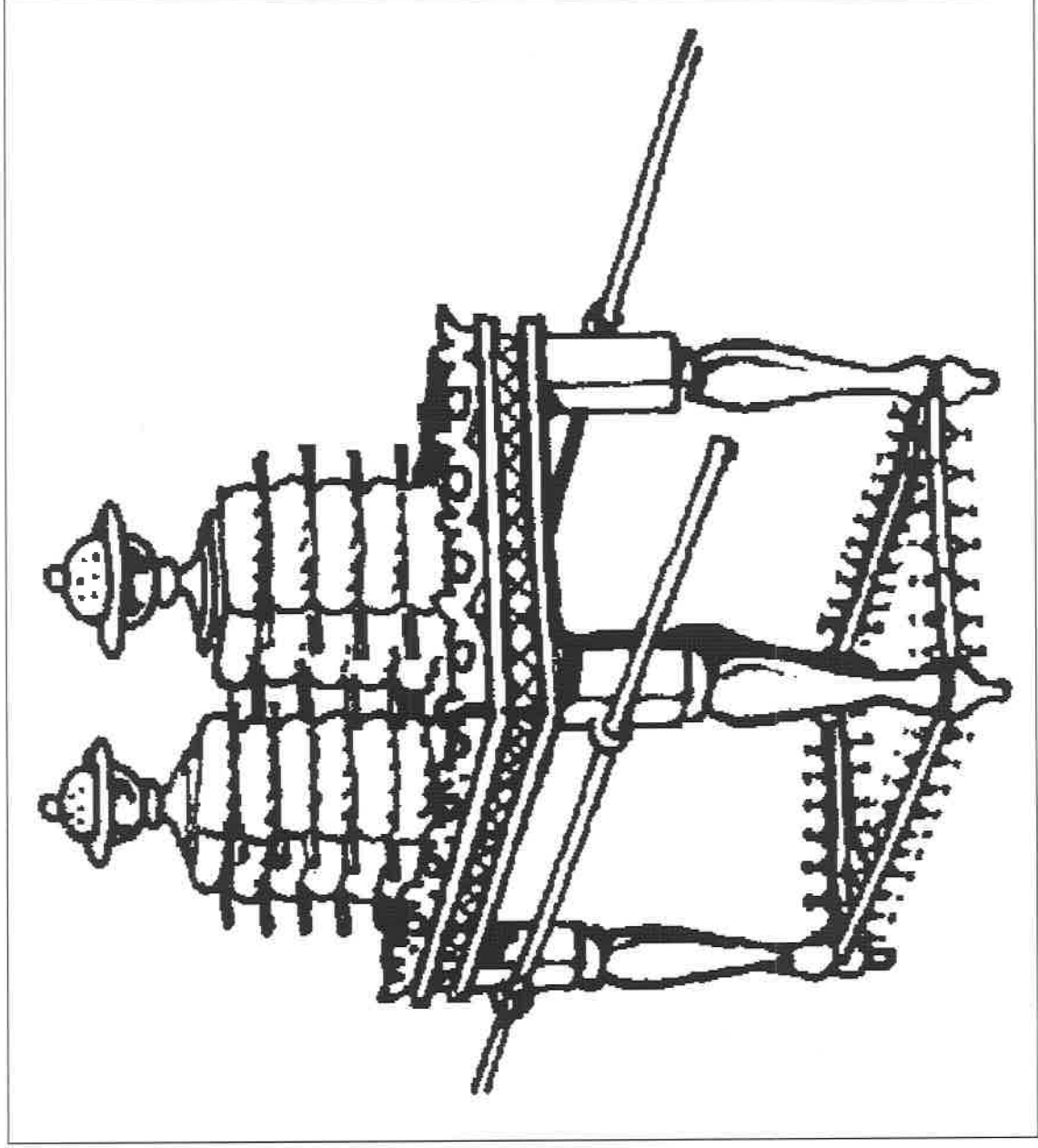
The Laver



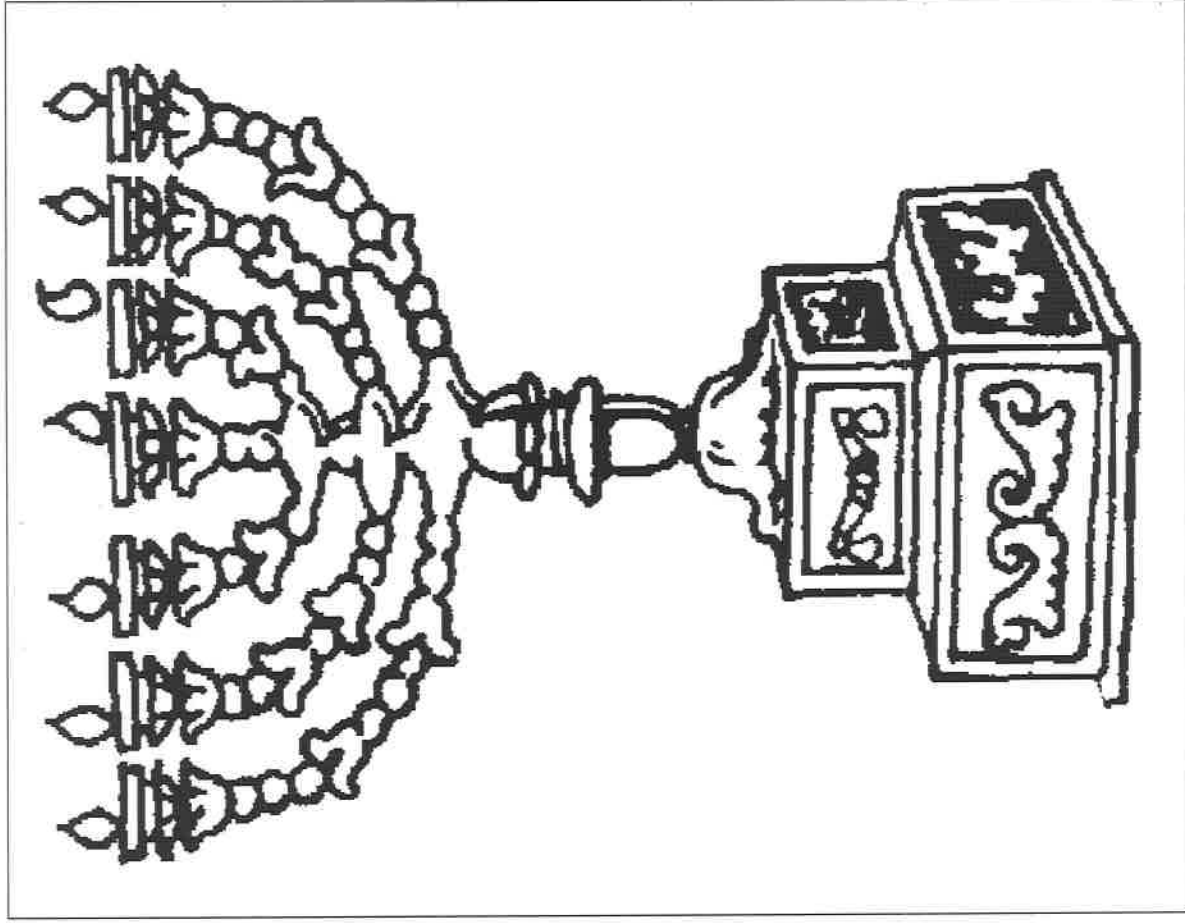
The Altar of Incense



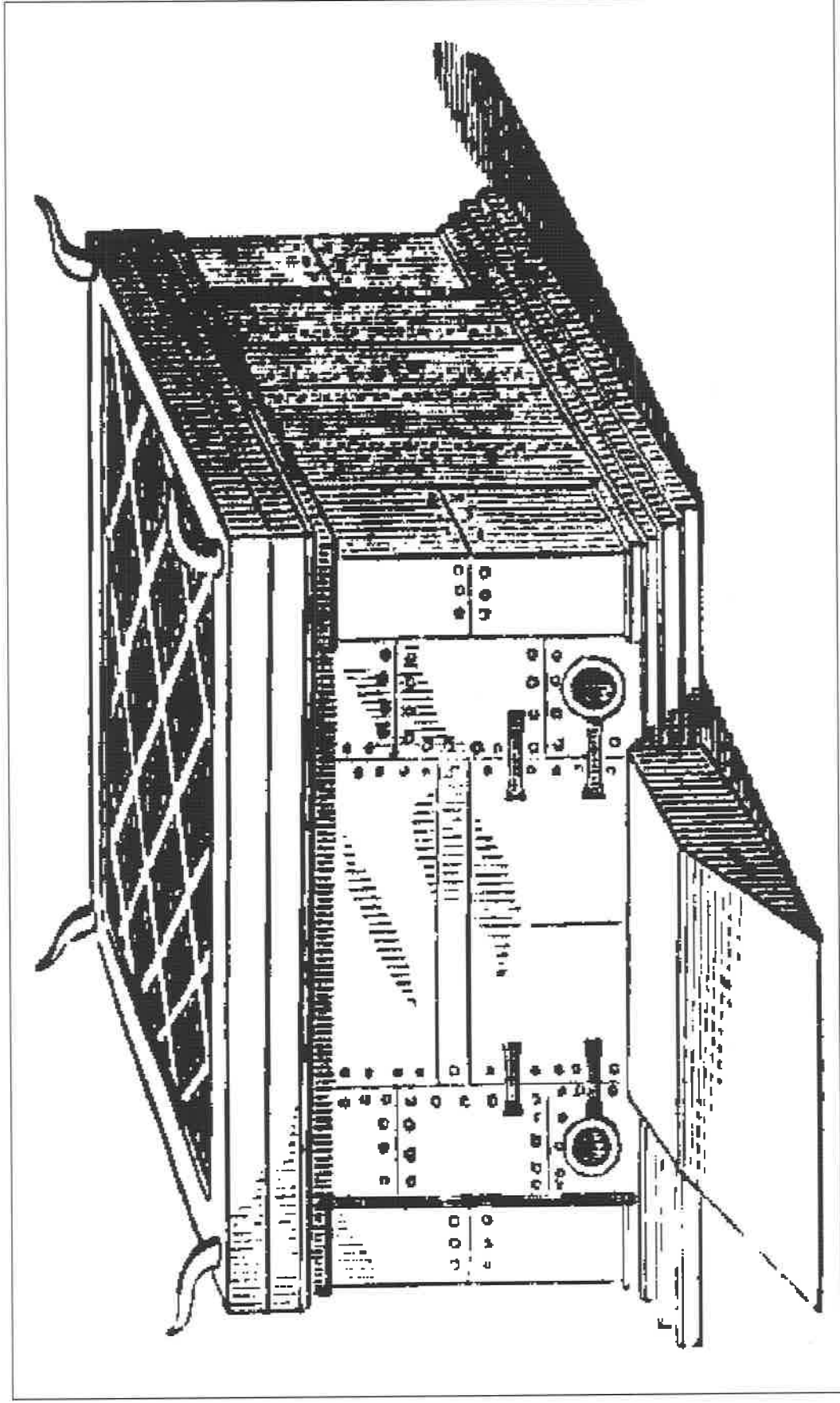
The Table of Showbread




The Lampstand



The Altar of Burnt Offering



The Ark of the Testimony



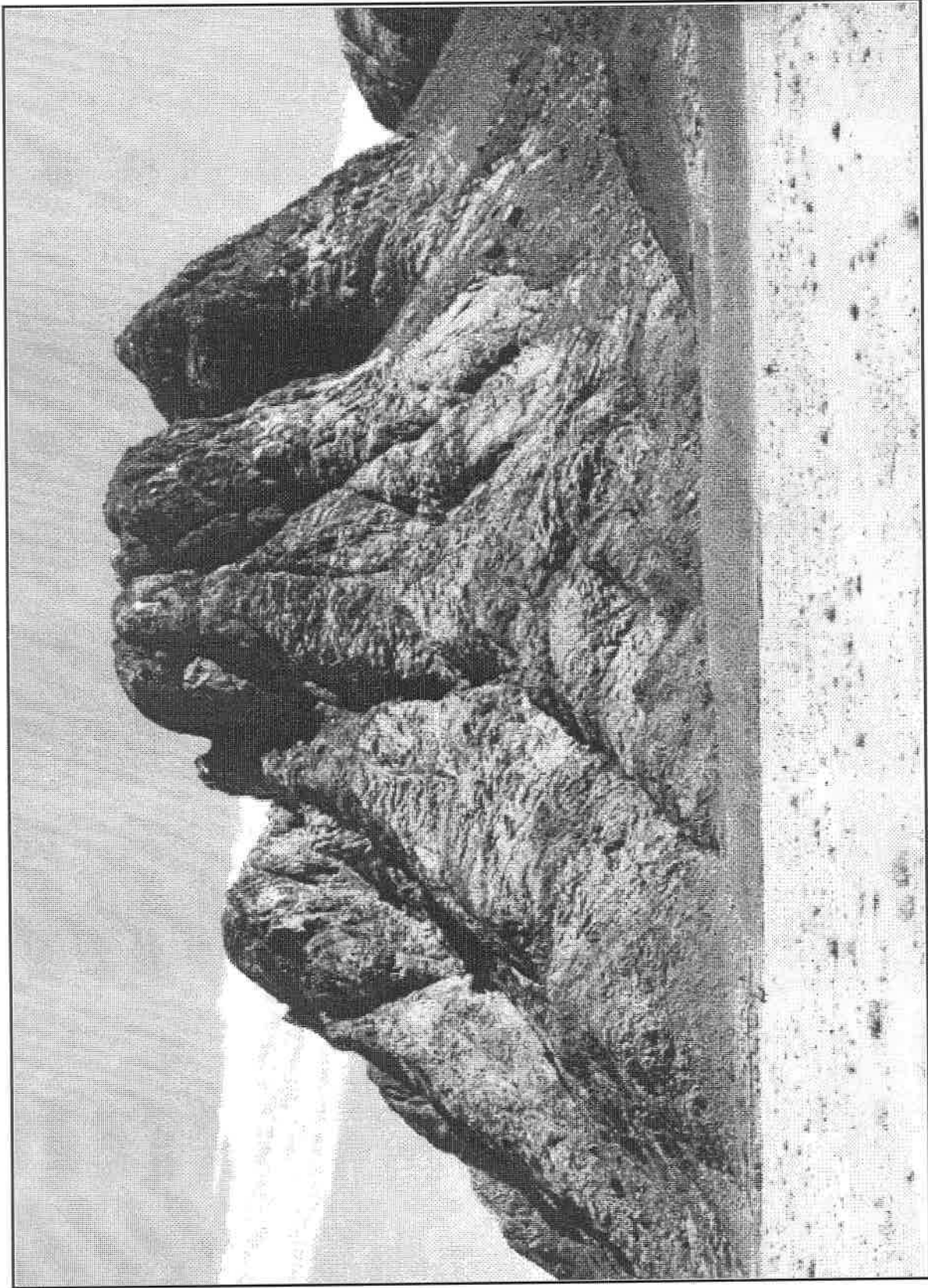



Photo of Mount Sinai today.

Plagues of Egypt

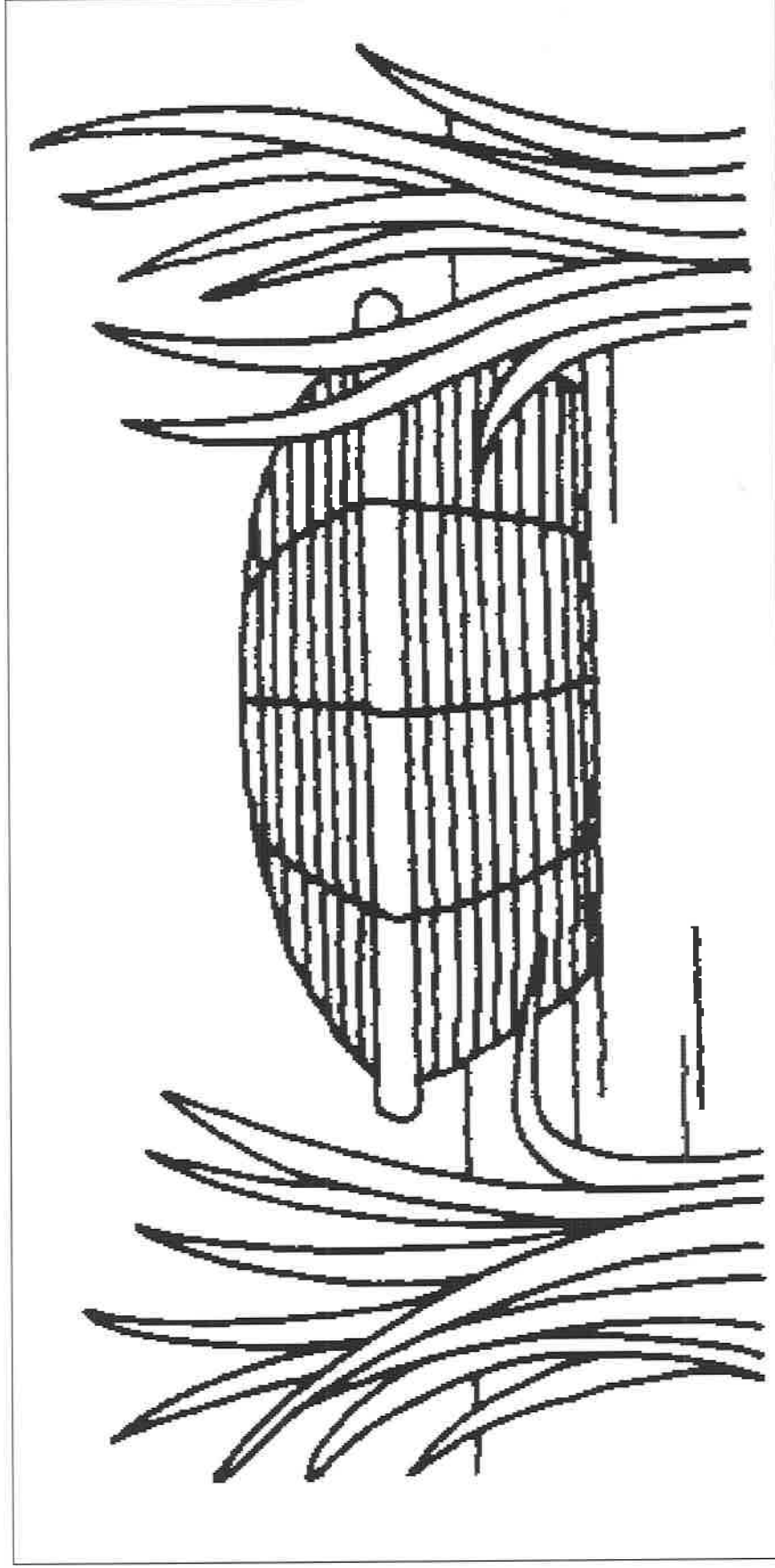


430

years

Moses' Birth

Exodus 1:1 to 2:10



**"The child grew, and she brought him to
Pharaoh's daughter, and he became her son.
So she called his name Moses."**

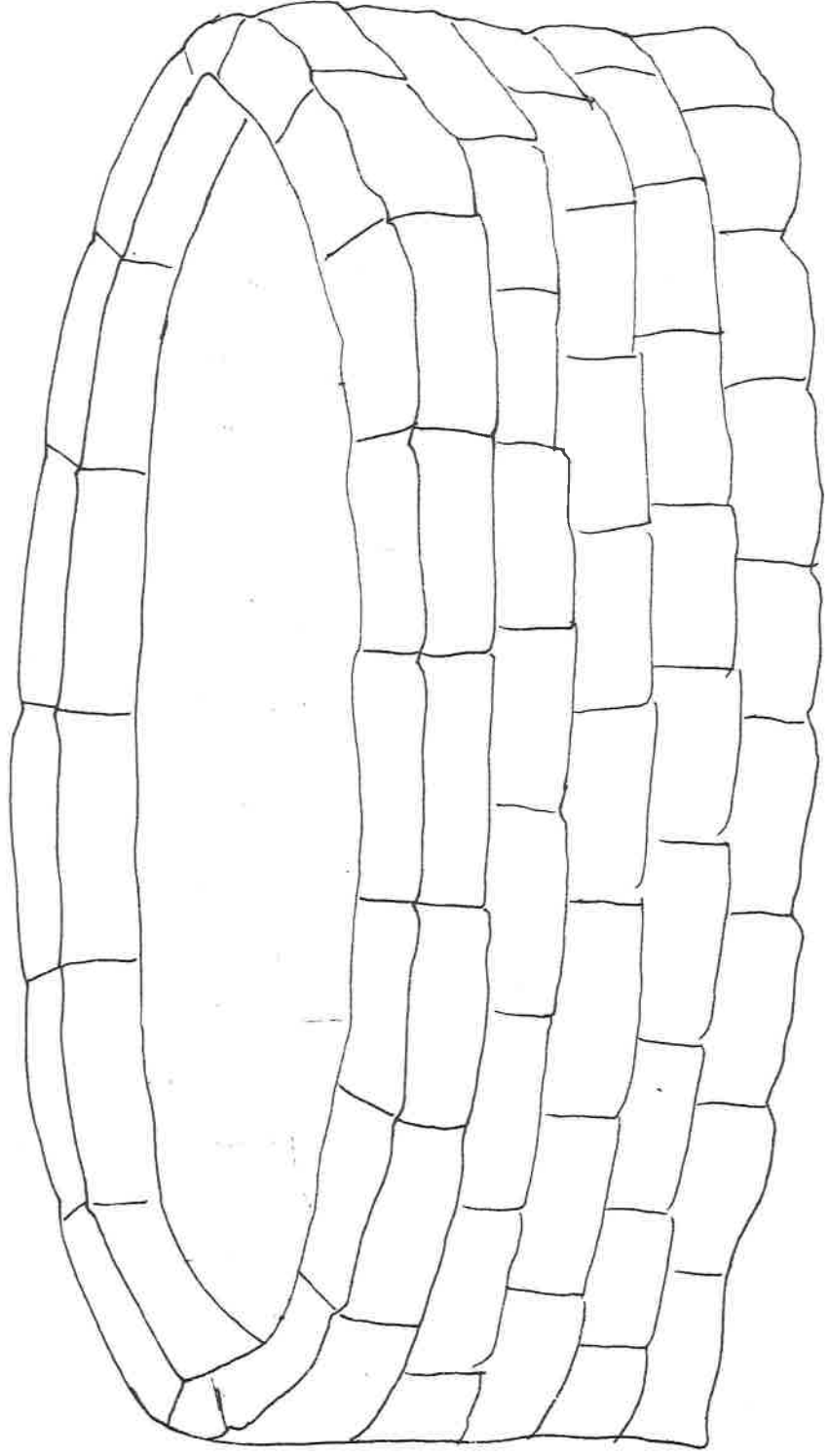
Exodus 2:10

Moses Flees from Egypt

Exodus 2:11-25

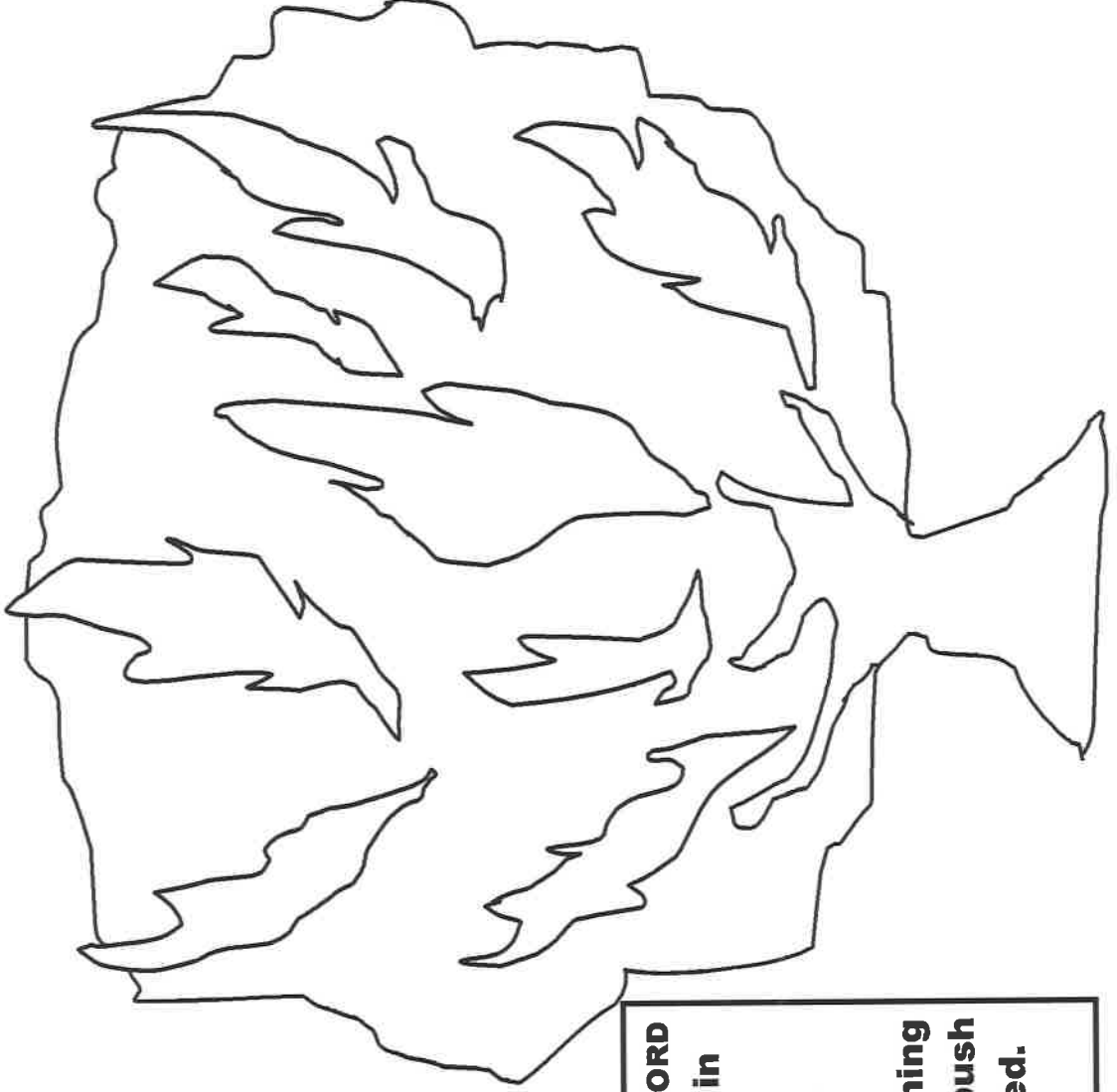
**Moses fled from the face of Pharaoh
and dwelt in the land of Midian.**

Exodus 2:15



The Burning Bush

Exodus 3:1 to 4:17



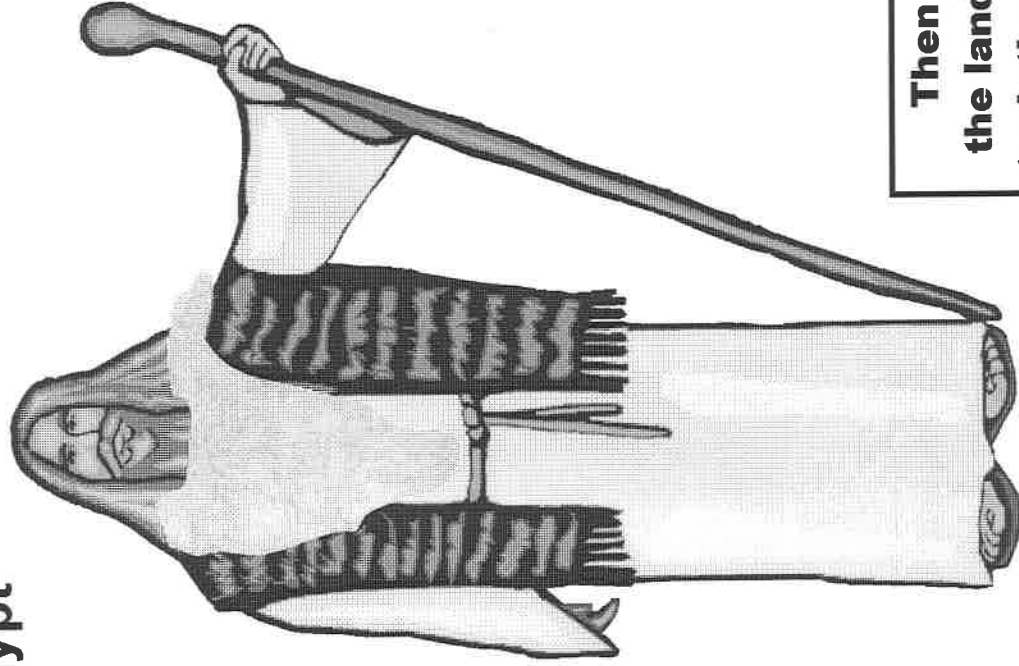
**The Angel of the LORD
appeared to him in
a flame of fire
from the midst
of a bush...**

**The bush was burning
with fire, but the bush
was not consumed.**

Exodus 3:2

Moses Returns to Egypt

Exodus 4:18-23, 27-31

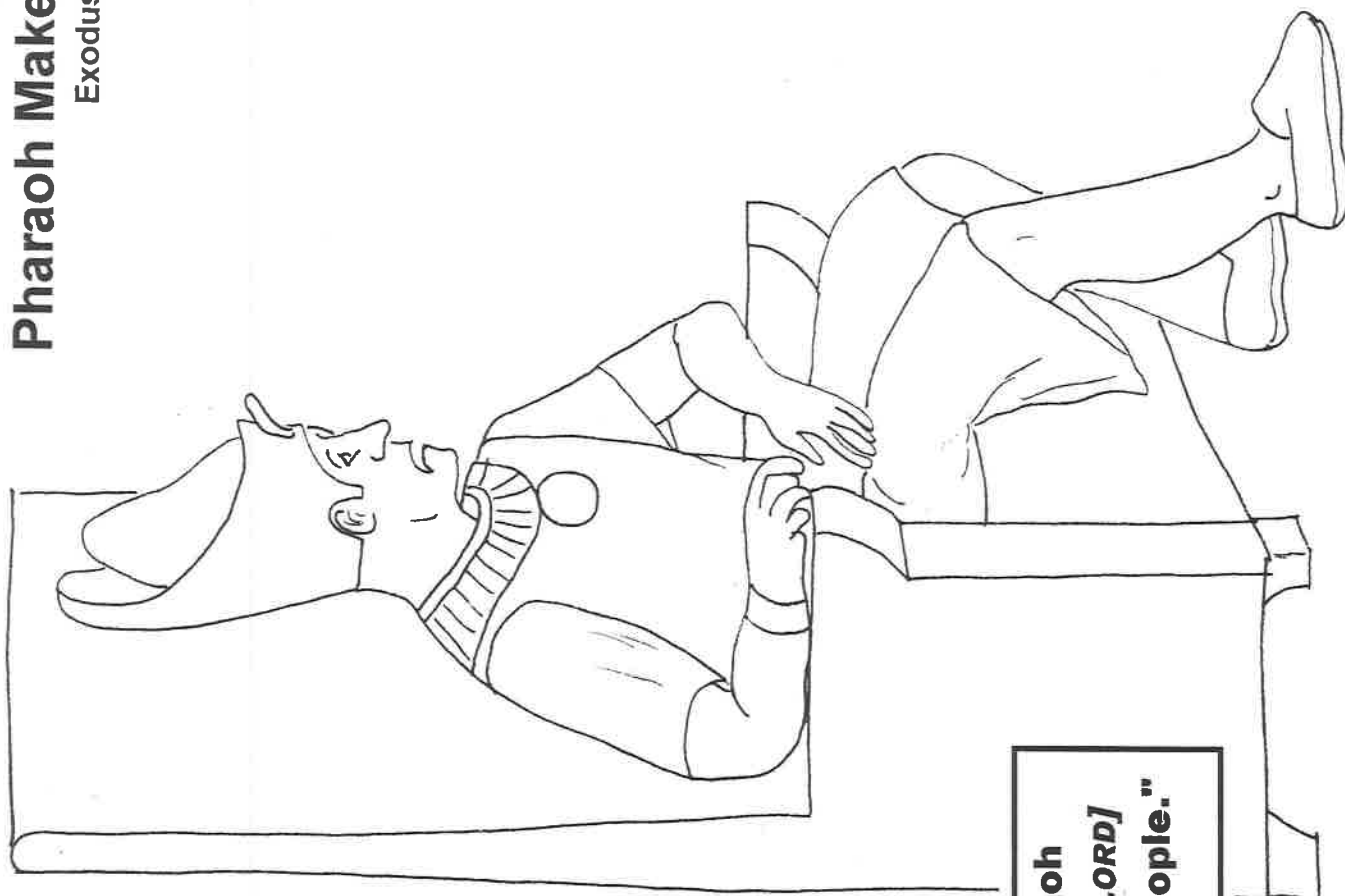


Then Moses...returned to the land of Egypt. And Moses took the rod of God in his hand.

Exodus 4:20

Pharaoh Makes Life Difficult

Exodus 5:1-21




**"Since I came to Pharaoh
to speak in Your name [LORD]
he has done evil to this people."**

Exodus 5:23

The LORD Promises Freedom

Exodus 5:22 to 6:13; and 6:28 to 7:7



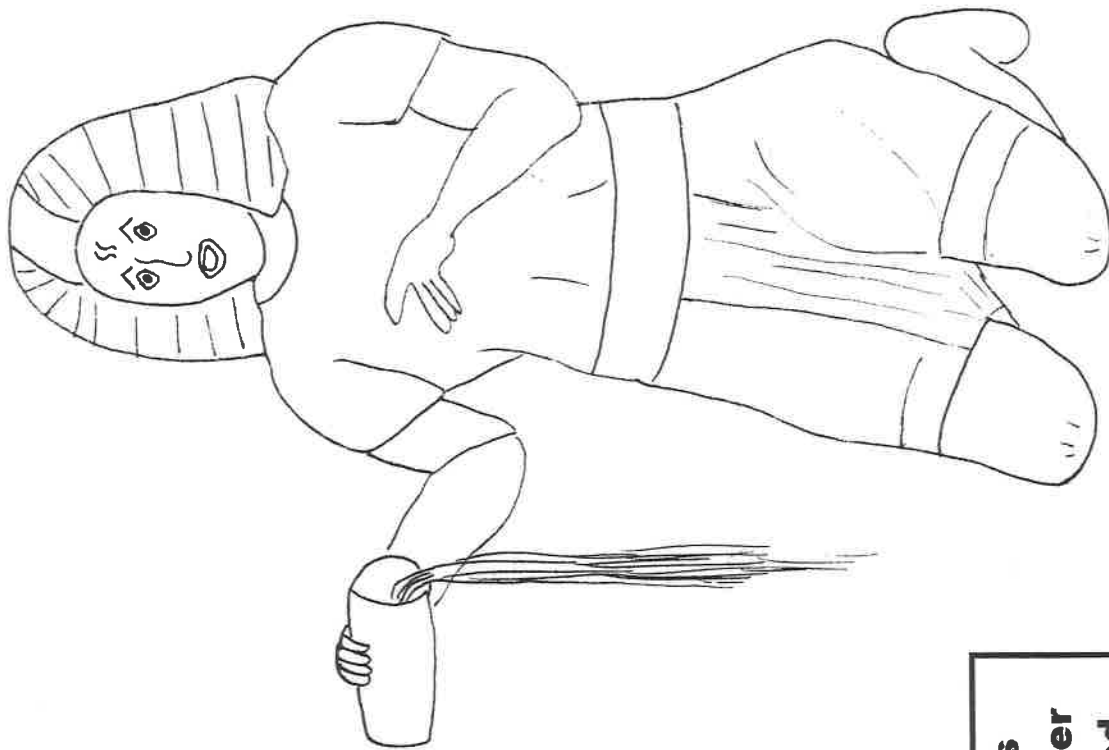
Aaron

The LORD said to Moses, "Now you shall see what I will do to Pharaoh. For with a strong hand he will let them go, and with a strong hand he will drive them out of his land... You shall speak all that I command you. And Aaron your brother shall speak to Pharaoh to send the children of Israel out of his land. "

Exodus 6:1; 7:2

The LORD Sends the Plague of Blood

Exodus 7:6-25

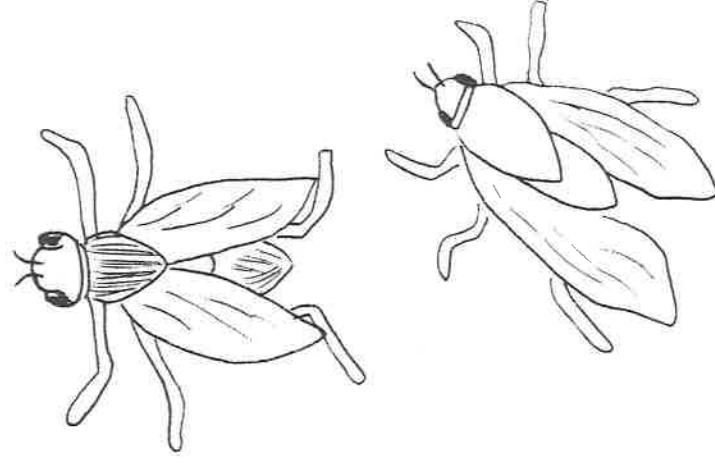

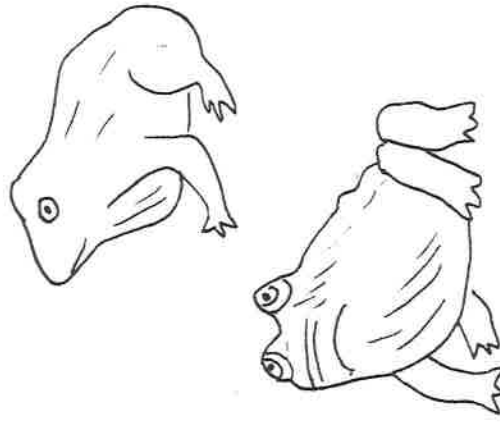


**And all the waters
that were in the river
were turned to blood.**

Exodus 7:20

The Lord Sends the Plagues of Frogs, Lice, and Flies

Exodus 8


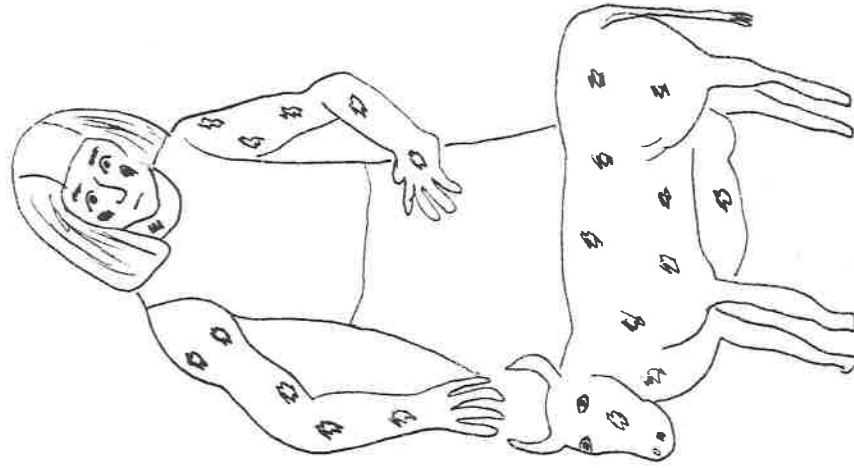
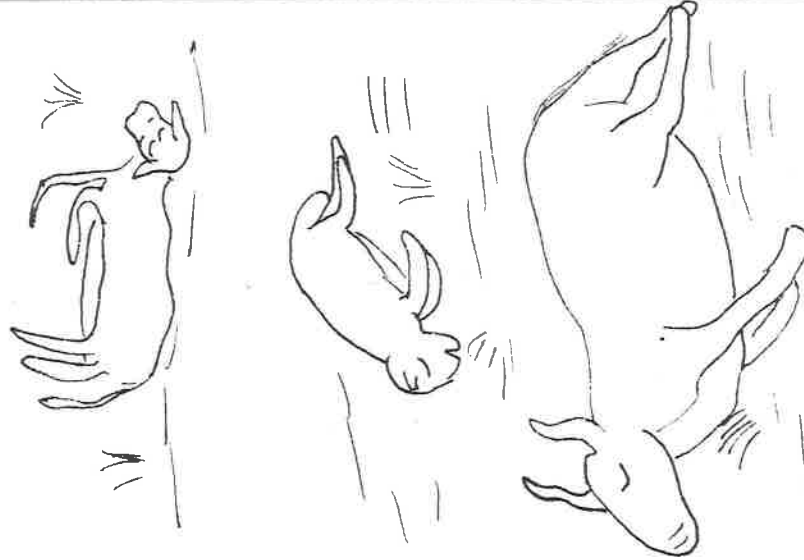


**Aaron stretched out his hand...
frogs came up...Aaron struck
the dust...and it became lice...
Thick swarms of flies came...
into all the land of Egypt.**

Exodus 8:6,17,24

The Lord Sends the Plagues of Pestilence, Boils, and Hail on Livestock

Exodus 9

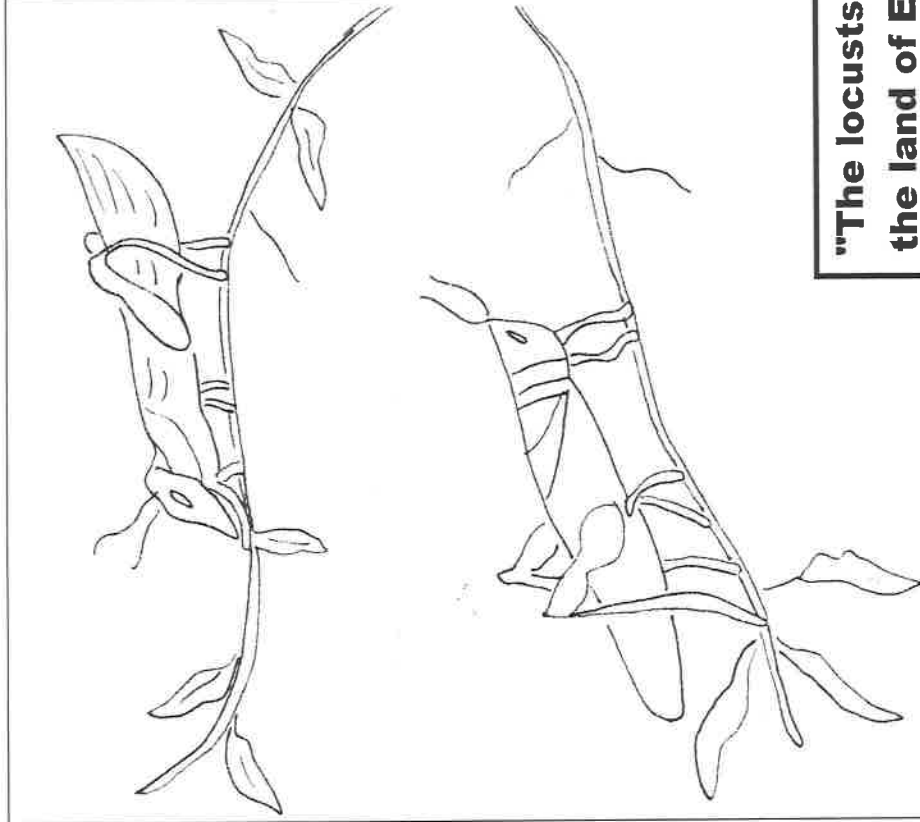


**All the livestock of Egypt died...
dust caused boils that break
out in sores on man and beast
...the LORD sent thunder, hail,
and fire on the land of Egypt.**

Exodus 9:6,10,23

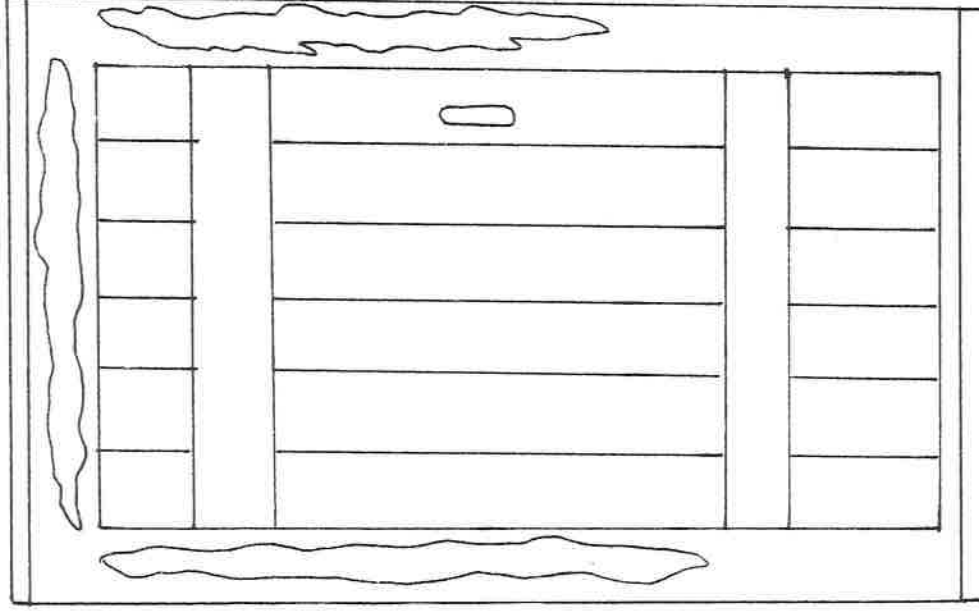
The Lord Sends the Plagues of Locusts and Darkness

Exodus 10




"The locusts went up over all the land of Egypt... and there was thick darkness in all the land of Egypt three days."

Exodus 10:14,22




**It is the Passover sacrifice
of the LORD, who passed over
the houses of the children of
Israel in Egypt...at midnight
that the LORD struck all the
firstborn in the land of Egypt.**

Exodus 12:27,29



60


The Israelites Leave Egypt
12:31-42 and 13:17-22



**The children of Israel... all the armies of the LORD
went out from the land of Egypt.**
Exodus 12:40,41

The Red Sea

Exodus 14:1 to 15:21



**So the children of Israel went
into the midst of the sea
on the dry ground, and
the waters were a wall to them
on their right hand
and on their left.**

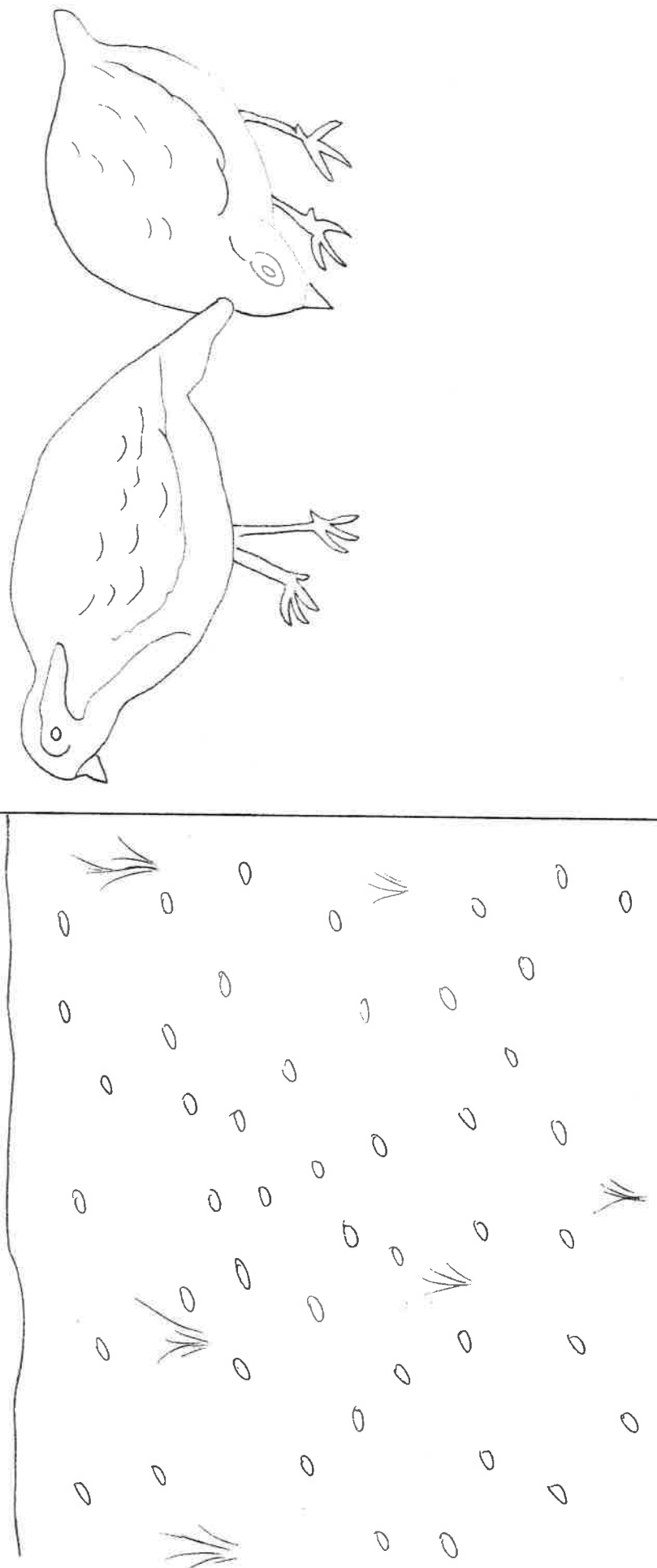
Exodus 14:22

The Israelites Complain

Exodus 15:22 to 16:36

**Then the whole congregation
of the children of Israel
complained against
Moses and Aaron
in the wilderness.**

Exodus 16:2

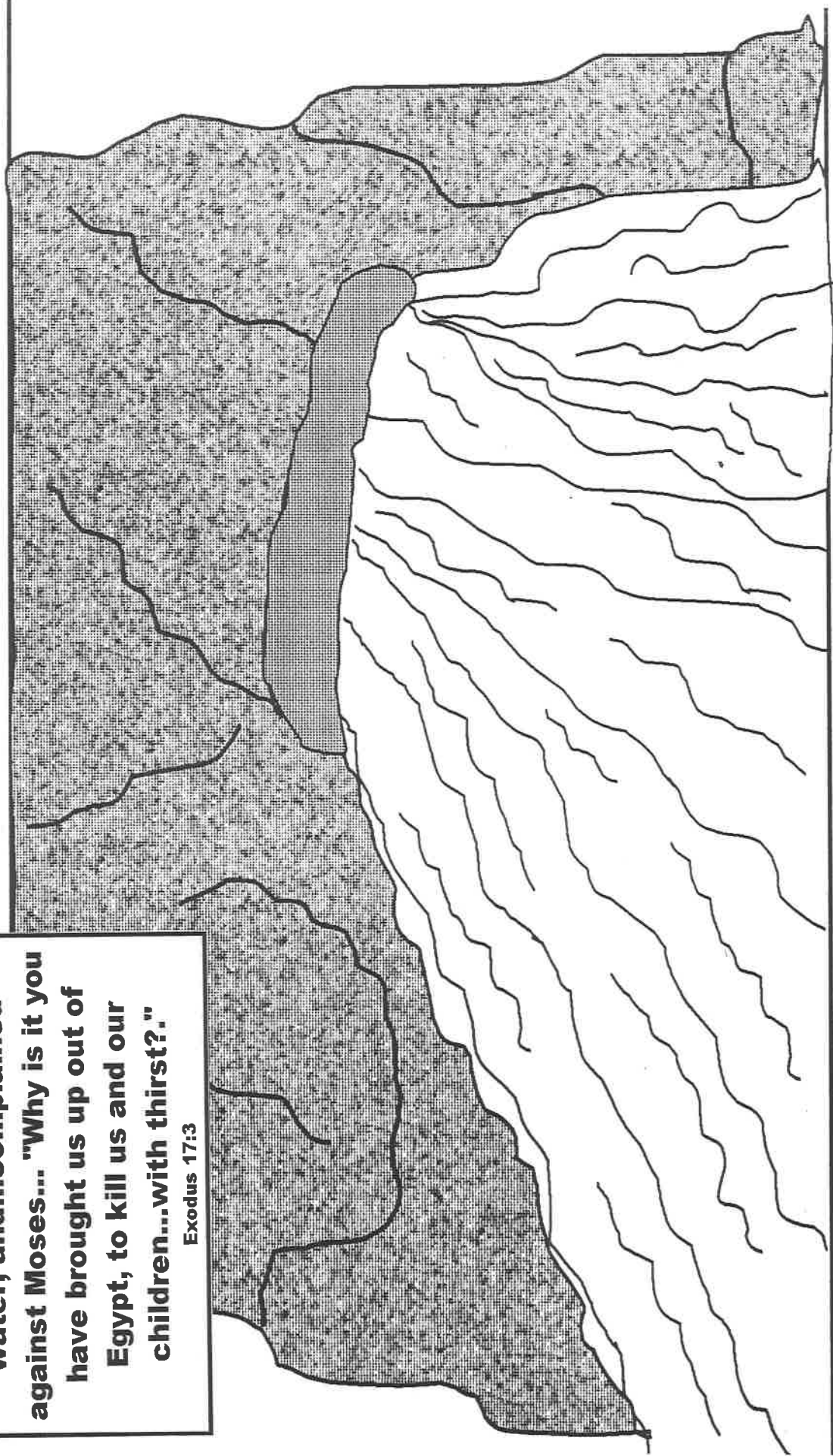


Water From the Rock

Exodus 17

The people thirsted there for water, and...complained against Moses... "Why is it you have brought us up out of Egypt, to kill us and our children...with thirst?."

Exodus 17:3



Jethro Visits Moses

Exodus 18

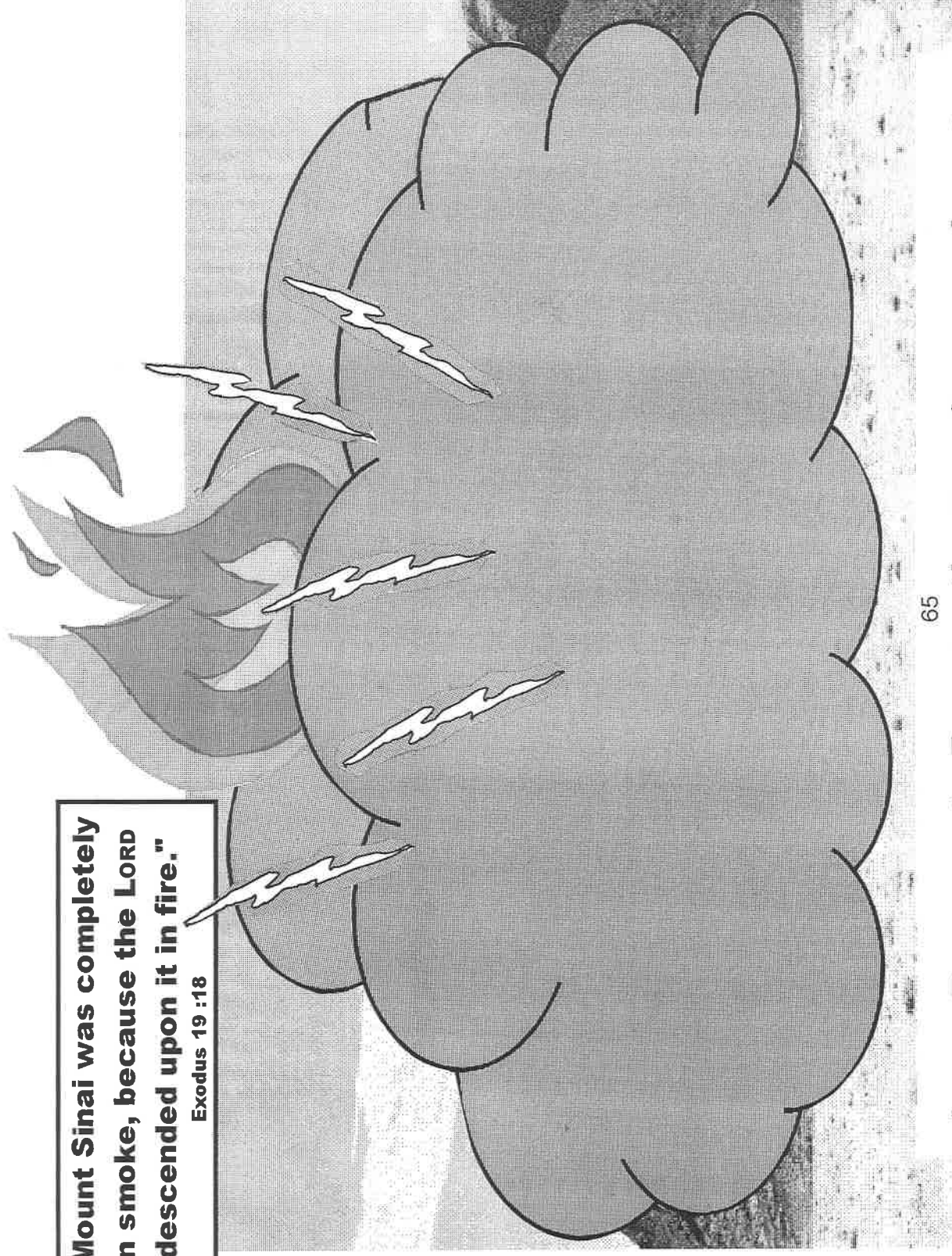


**"Moses heeded the voice of
his father-in-law and...chose
able men...and made them
heads over the people."**

Exodus 18 :24,25

**"Mount Sinai was completely
in smoke, because the Lord
descended upon it in fire."**

Exodus 19 :18



65

Israel Prepares to Receive the Ten Commandments

Exodus 19:1 to 20:21



GOD spoke saying:

*"I am the LORD your God,
who brought you out
of the land of Egypt,
out of the house of bondage.
You shall have no other gods before Me.
You shall not make for yourself
a carved image...you shall
not bow down to them nor serve them.
You shall not take the name of the Lord
your God in vain.
Remember the Sabbath day,
to keep it holy.
Honor your father and your mother.
You shall not murder.
You shall not commit adultery.
You shall not steal.
You shall not bear false witness.
You shall not covet."*

The Ten Commandments

Exodus 20:1-17

The Sabbath Laws

Exodus 20:8-11; 23:12; 31:12-17; 34:21; 35:1-3

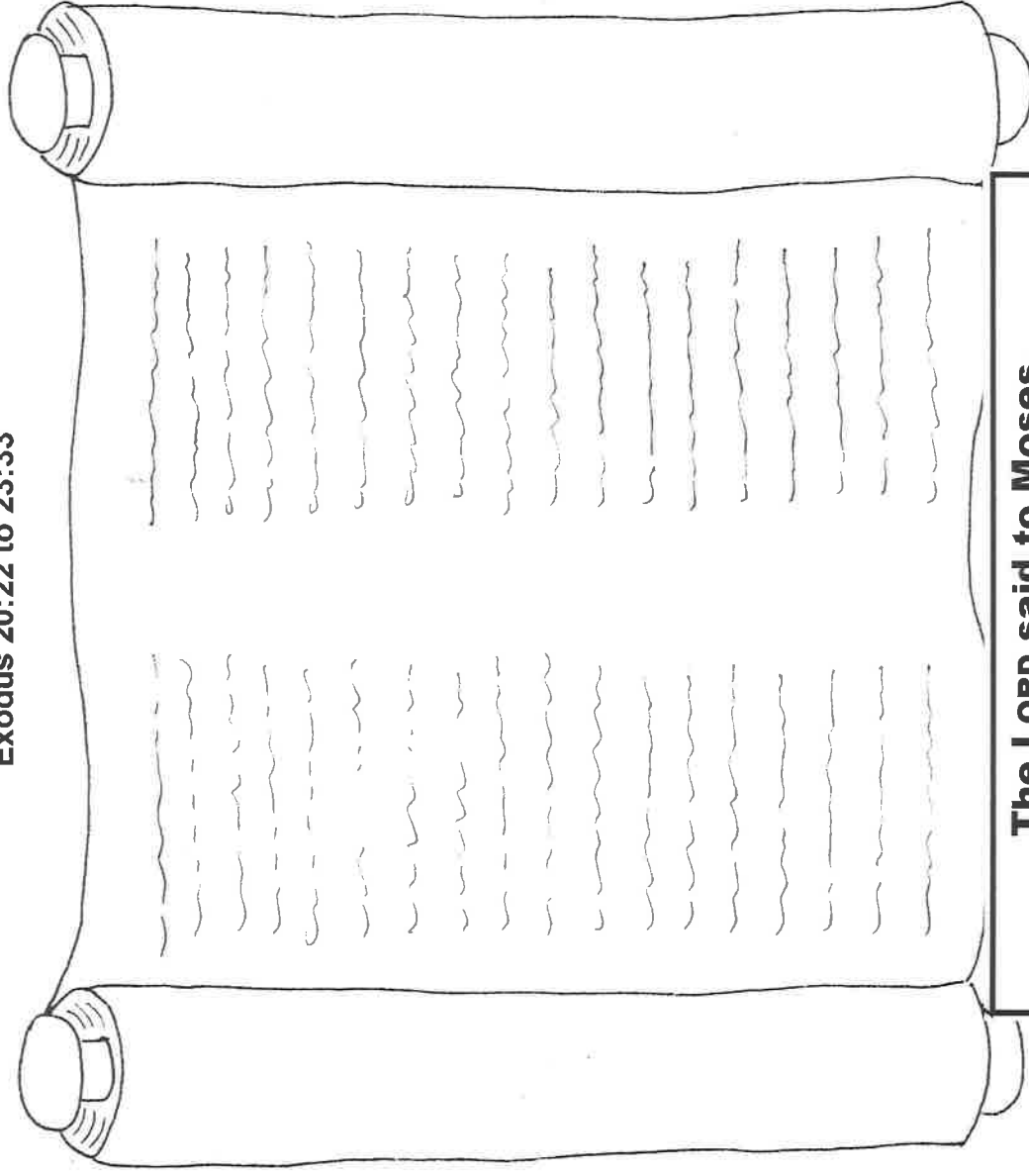
March						
<u>Sunday</u>	<u>Monday</u>	<u>Tuesday</u>	<u>Wednesday</u>	<u>Thursday</u>	<u>Friday</u>	<u>Saturday</u>
	1	2	3	4	5	6
7	8	9	10	11	12	13
14	15	16	17	18	19	20
21	22	23	24	25	26	27
28	29	30	31			

The LORD said: "Israel shall keep the Sabbath...It is a sign between Me and the children of Israel forever."

Exodus 31:16,17

More Laws of God For Israel

Exodus 20:22 to 23:33




The LORD said to Moses,

"Thus you shall say to the children of Israel...These are the judgments which you shall set before them."

Exodus 20:22 and 21:1

Moses on Mount Sinai

Exodus 24:1 to 31:18



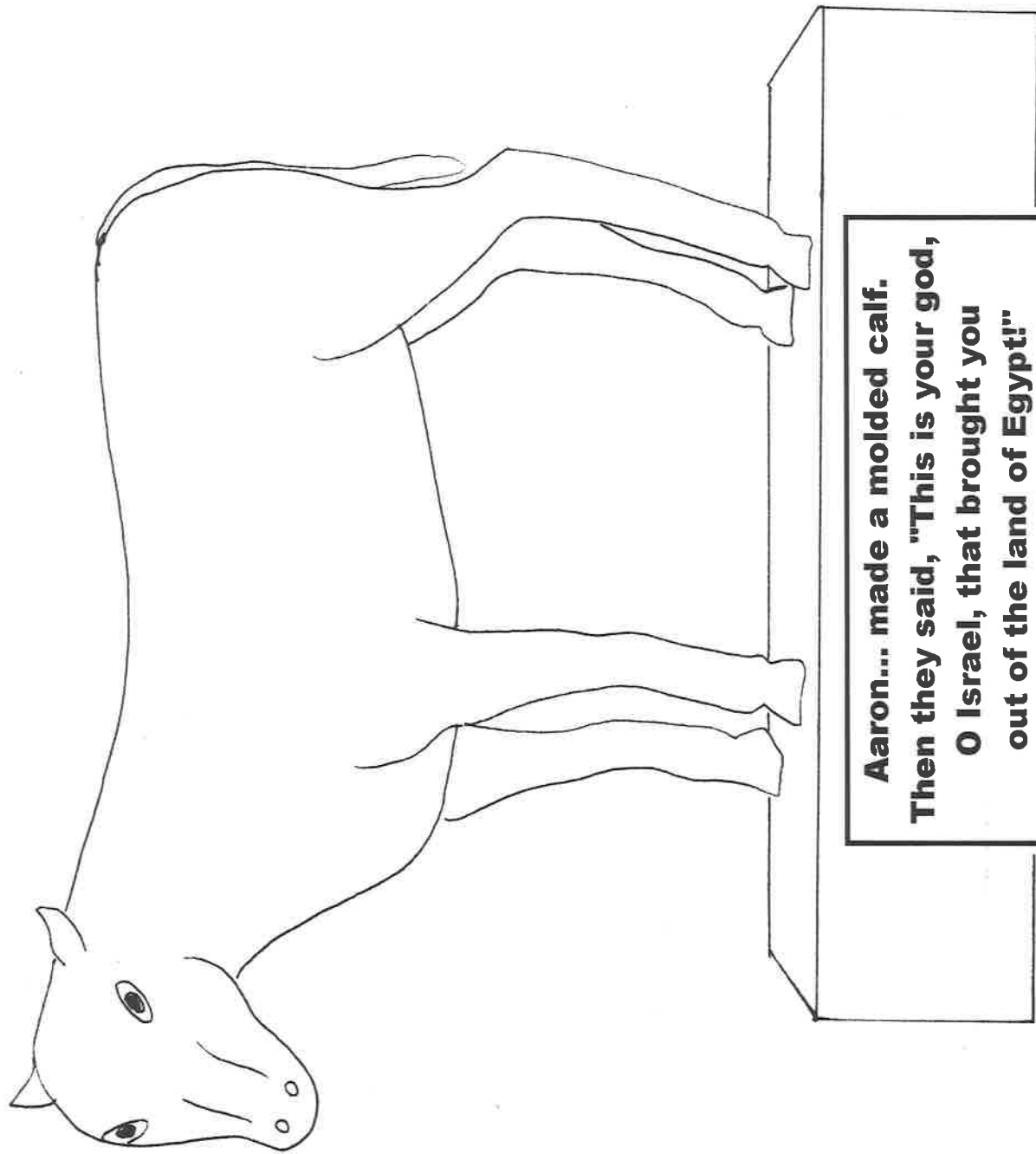
The LORD said to Moses,

"Come up to the LORD, you and Aaron, Nadab and Abihu, and seventy of the elders of Israel, and worship from afar."

Exodus 24:1

The Golden Calf

Exodus 32:1 to 33:6



**Aaron... made a molded calf.
Then they said, "This is your god,
O Israel, that brought you
out of the land of Egypt!"**


Exodus 32:3,4

Moses and the Glory of the LORD

Exodus 33:7-23

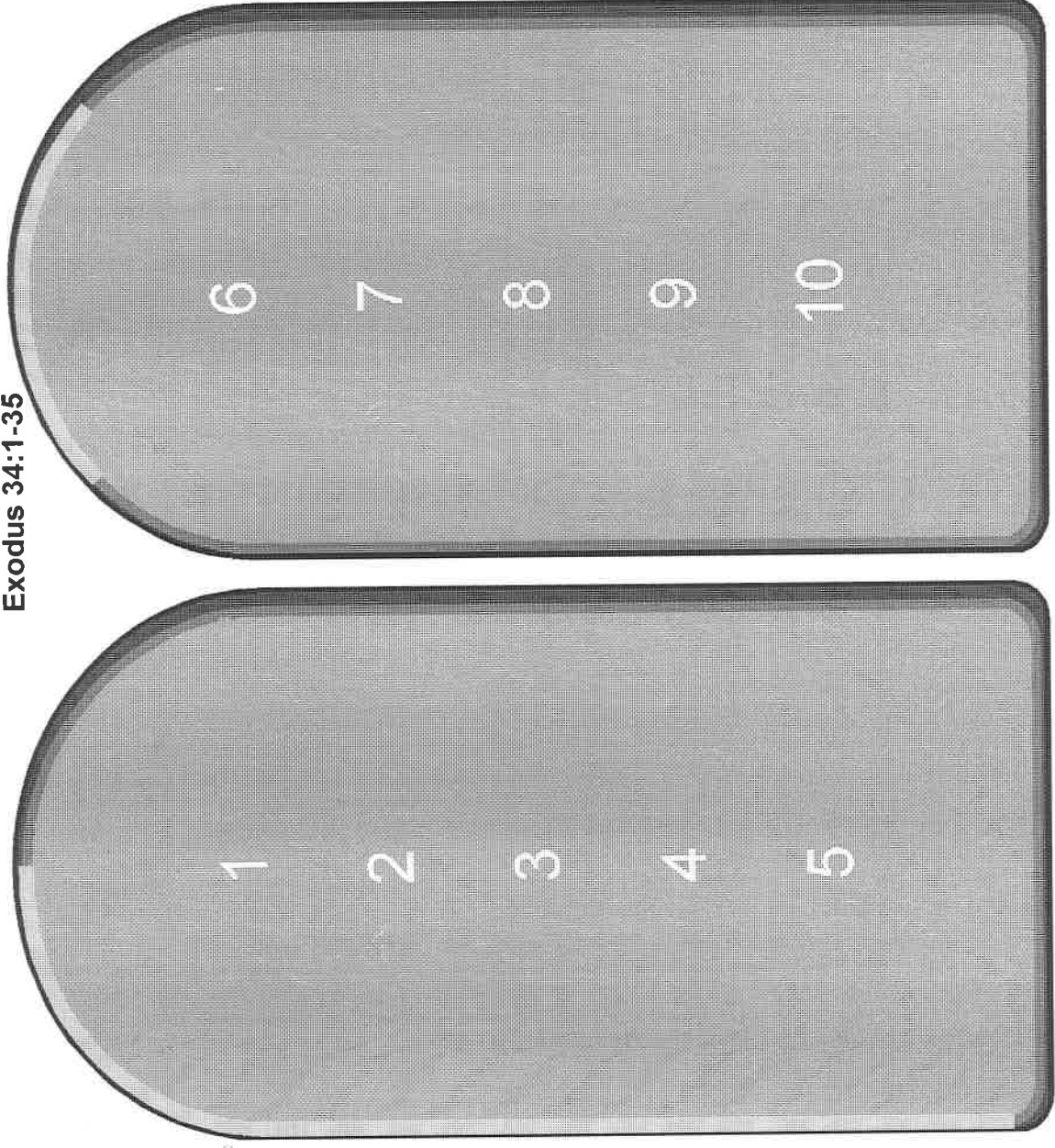
**The LORD spoke to Moses
face to face, as a man
speaks to his friend.**

Exodus 33:11



Moses Receives Two New Tablets

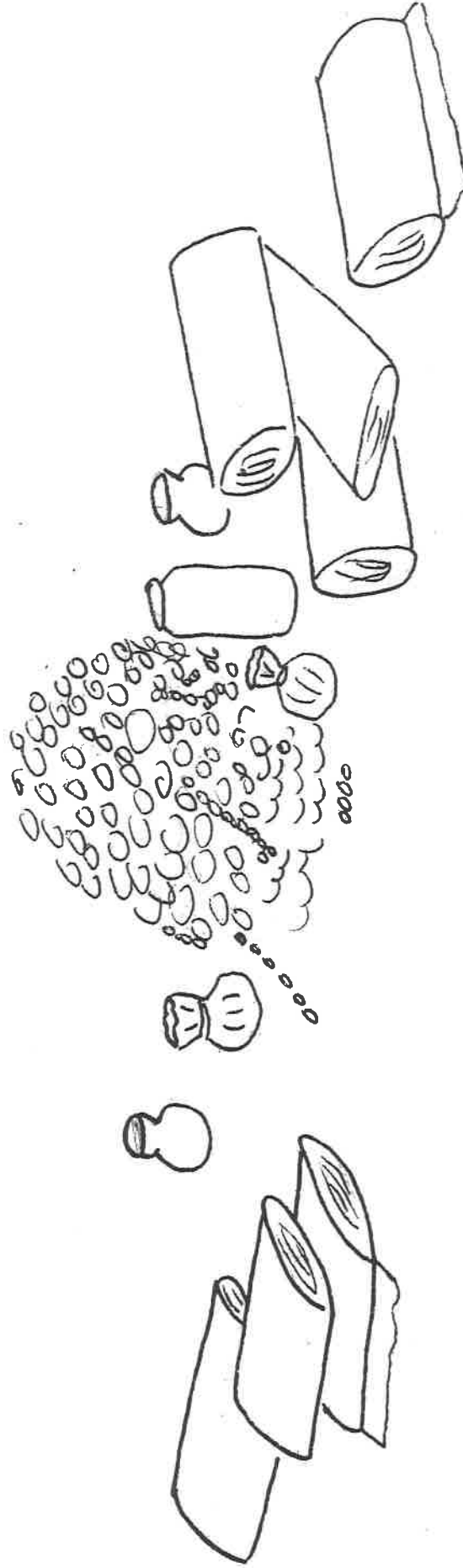
Exodus 34:1-35



**The LORD said
to Moses,
"I will write
on these
tablets the
words that
were on the
first tablets
which you
broke."
Exodus 34:1**

The Offering for the Tabernacle

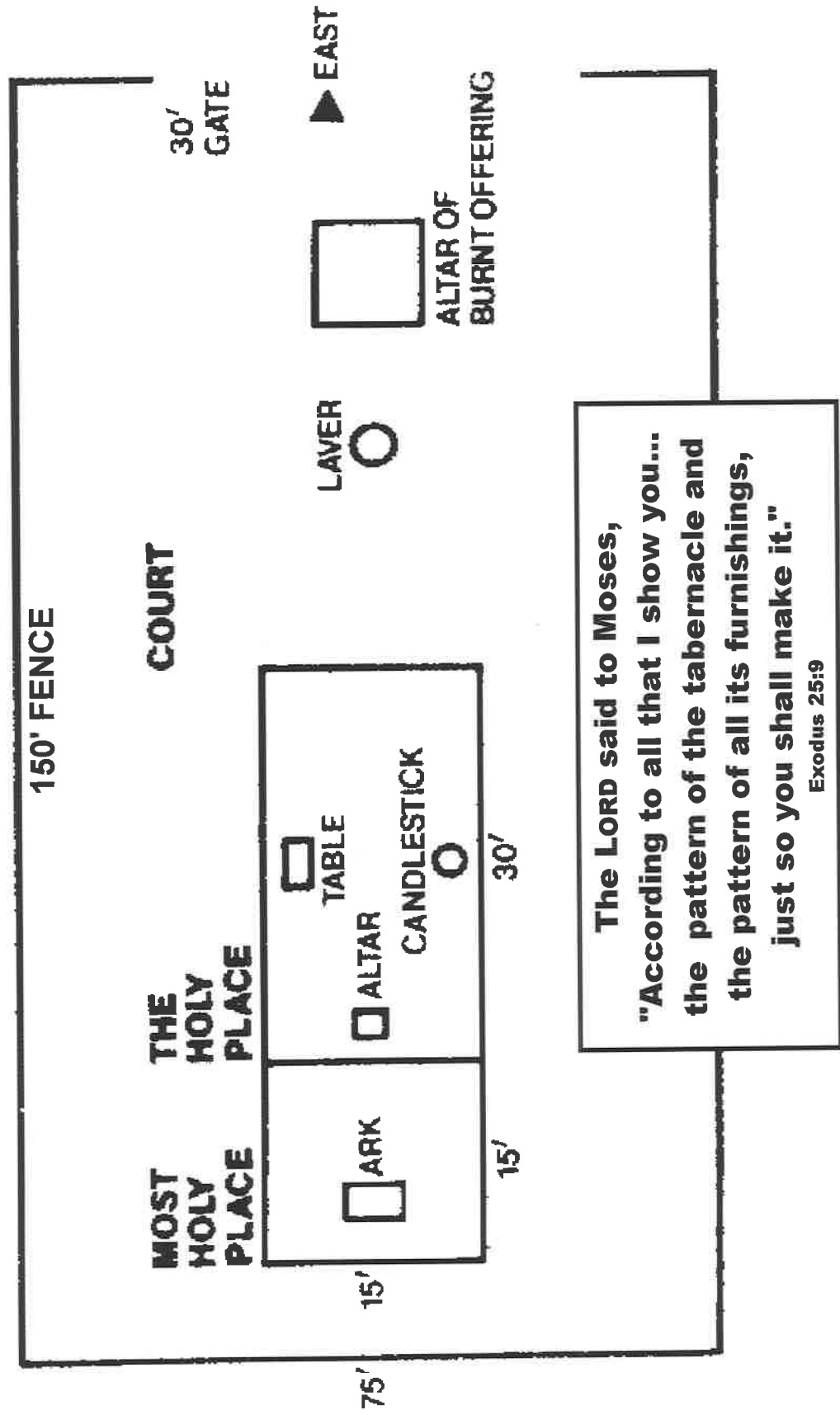
Exodus 25:1-9; 35:4 to 36:7; 38:24, 25, 29



**All the congregation of the
children of Israel...whose heart
was stirred, and everyone
whose spirit was willing...
brought the LORD's offering for
the work of the tabernacle**

Exodus 35:20,21

Making the Tabernacle Exodus 36:8 to 38:31 (with chapters 25--27) **and the Priests' Clothes** Exodus 39:1-31 (with chapters 28--31)



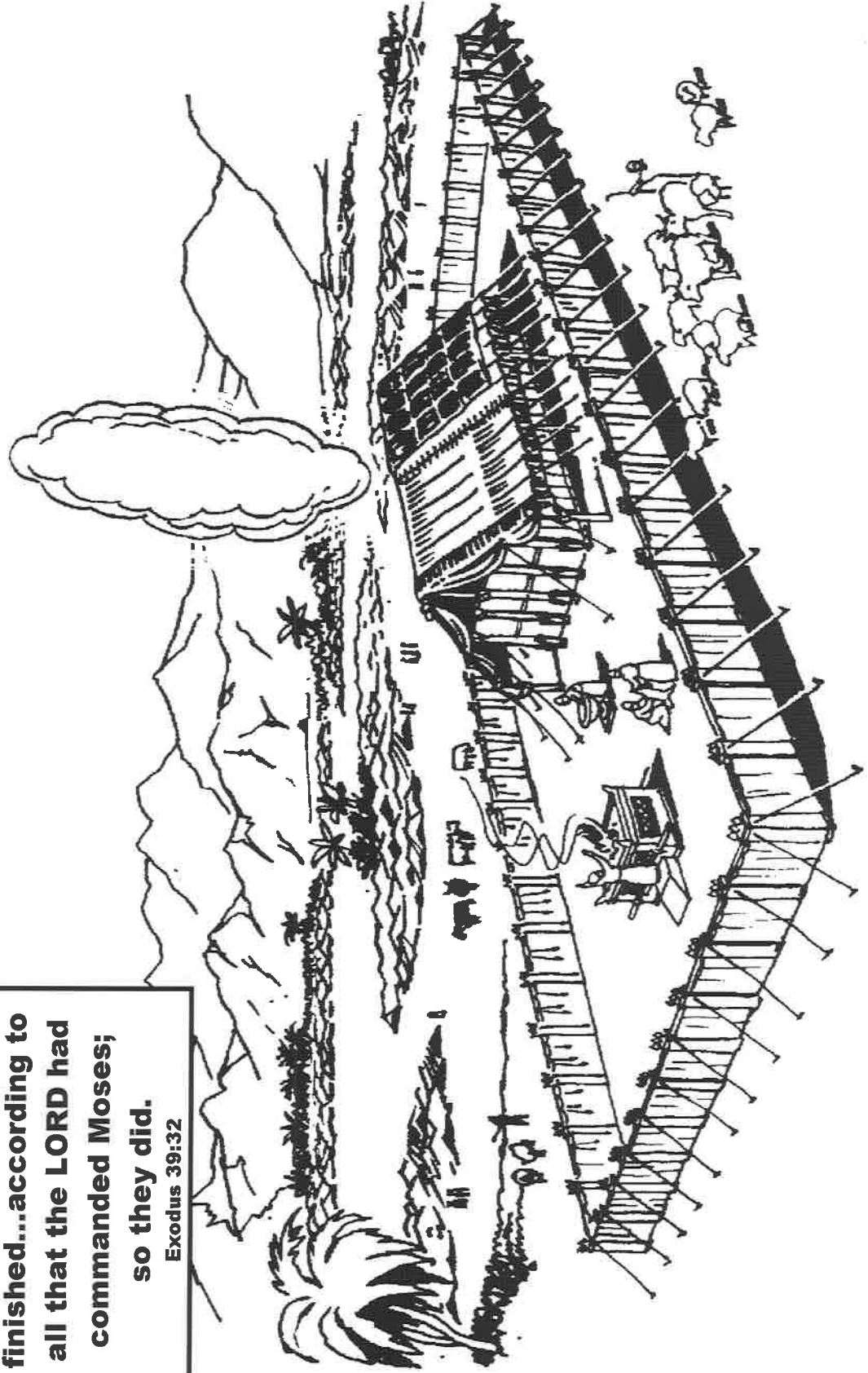
The Tabernacle Finished


Exodus 39:32 to 40:38

**All the work of the
tabernacle of the tent
of meeting was
finished...according to
all that the LORD had
commanded Moses;**

so they did.

Exodus 39:32






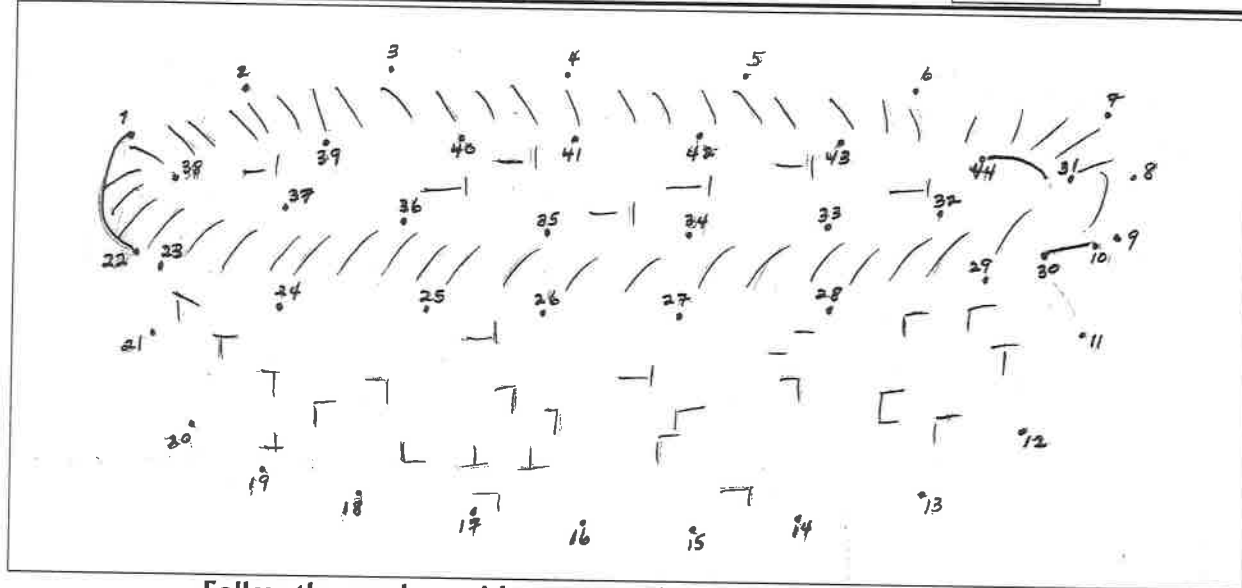
EXODUS

Part 6 - MOSES IN EGYPT

Moses' Birth -- Exodus 1:1 to 2:10



OLDER 48



Follow the numbers with your pencil to find out what the picture is.
Then, make a line from each question to the correct answer.

- | | |
|---------------------------------------|----------------|
| 1. What is it? | Moses' sister |
| 2. Who was put in it? | an ark |
| 3. Who put him in? | the baby Moses |
| 4. Why did she put him in? | Moses' mother |
| 5. Who watched over him by the river? | to protect him |

Circle what the ark was made of.

wood	palm branches	bulrushes	glue	paint
asphalt	mud	metal	cloth	cardboard
				pitch

**The child grew,
and she brought him to
Pharaoh's daughter, and he
became her son. So
she called his name Moses.**

Exodus 2:10

What did Paul say about Moses' birth?

Hebrews 11:23.

"By faith _____, when he was
born, was hidden _____ months
by his _____, because they
saw he was a beautiful child;
and they were not afraid of the king's
command."

The Sons of Israel

Try to write the names of the sons of Israel from memory.
If you need help look at Exodus 1:1-5.

_____	_____
_____	_____
_____	_____
_____	_____
_____	_____

Draw a circle around the son that was an ancestor of
Moses. (Ex. 2:1)

What was the king's command?

Bring all babies to the palace.

Kill all the Hebrew babies.


Kill all the male Hebrew babies.



EXODUS

Part 6 - MOSES IN EGYPT

Moses Flees from Egypt -- Exodus 2:11-25



OLDER 49

The Egyptians made the lives of the Israelites bitter with hard bondage--in mortar, in brick, and in all manner of service in the field. When Moses was grown he saw the burdens of his brethren.

(from Exodus 1:11-14; 2:11)

Why Did Moses Run Away?

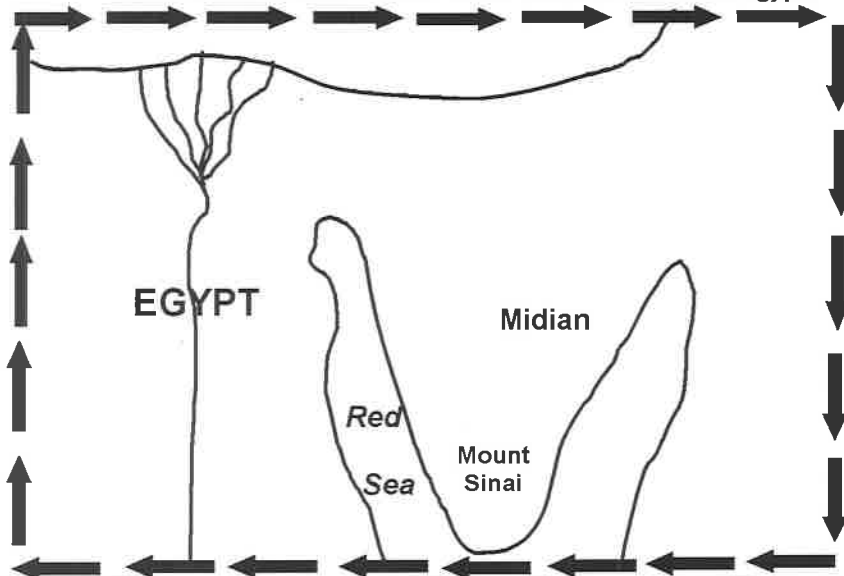
Paste the pictures in the correct order to tell what caused Moses to run away.

"By faith Moses, when he became of age, refused to be called the son of Pharaoh's daughter, choosing rather to suffer affliction with the people of God than to enjoy the passing pleasures of sin, esteeming the reproach of Christ greater riches than the treasures in Egypt; for he looked to the reward."

Hebrews 11:24-26

Moses Journey

Draw a line to show Moses' route when he fled from Egypt.



Moses fled from the face of Pharaoh and dwelt in the land of Midian.
Exodus 2:15

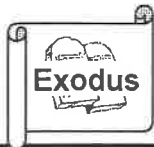
Talk about:

Is it right to beat up a boy who is mistreating your little brother?
Is it all right as long as no one sees you? (Proverbs 15:3)
What should you do?
Read Romans 12:17-21.

Find Out Who
You will need to look in several places to fill in the answers.

Exodus 2:21,23;
4:20; 18:2-4.

Moses' wife _____
Moses' sons _____
and _____



EXODUS

OLDER 50

Part 6 - MOSES IN EGYPT

The Burning Bush -- Exodus 3:1 to 4:17

Moses Makes Excuses (Ex. 3:11,13; 4:1,10,13)

Draw a circle around the excuses Moses made for not doing what God asked him to do.

I'm too old.

If I go to Israel, I don't know your name.

They won't listen to me or believe me.

My wife won't let me.

Please send someone else.

Who am I? I am too weak to do it.

I have to take care of my father-in-law's sheep.

I can't speak well.

God's Answers

Draw a circle around the things God did in answer to his excuses.

Made lightning come down from heaven.

Gave Moses information about who was speaking to him.

Gave Moses promises.

Gave Moses miracles to prove what he was going to say was the truth.

Became angry with Moses.

Gave Moses his brother Aaron to speak for him.

Told Moses He would choose someone else to go to Egypt.

What does Stephen say about Moses that shows that Moses was making excuses?

Acts 7:22

"Moses was learned in all the wisdom of the Egyptians, and was mighty in words and deeds."

What should Moses have said?

What should you say instead of these excuses?


Mother says: "Mop the floor." You say: "But I'm tired."

Father says: "Help me carry these things." You say: "But I'm too little."

Teacher says: "Tell us the story we studied today." You say: "But I'm scared."

God says: "Obey your parents." You say: "But that's too hard."

Follow the numbers with your pencil to finish the picture.

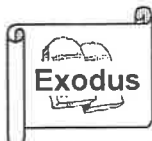


What is it?

Draw 3 things that God used to show 3 miracles to Moses.

The Angel of the LORD appeared to him in a flame of fire from the midst of a bush...the bush was burning with fire, but the bush was not consumed.

Exodus 3:2



EXODUS

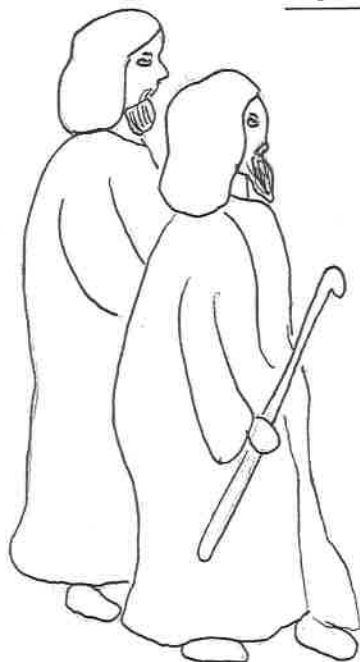
OLDER 51

Part 6 - MOSES IN EGYPT

Moses Returns to Egypt -- Exodus 4:18-23, 27-31

To Whom Are Moses and Aaron Talking?

Finish the picture by drawing many people.



What Did Stephen Say About This Many Hundreds of Years Later?

Fill in the blanks of what the book of Acts says about Moses. Acts 7:31-35.

The voice of the LORD came to Moses saying:

"I am the ___ of your fathers--the God of Abraham, the God of Isaac, and the God of Jacob." And _____ trembled and dared not look *[at the bush]*.

Then the Lord said to him, "Take your sandals off your feet, for the place where you stand is ___ ground.

I have surely seen the oppression of my people who are in _____;

I have heard their groaning and have come down to deliver them.

And now come, I will send you to _____."

This Moses whom they rejected, saying, "Who made you a ruler and a judge?"

is the one God _____ to be a ruler and a deliverer

by the hand of the Angel who appeared to him in the _____.




What miracles did Moses do to prove to the elders that God had spoken to him?

(Exodus 4:1-9 will help you.)

1. _____
2. _____
3. _____

Then Moses...returned to the land of Egypt. And Moses took the rod of God in his hand.

Exodus 4:20



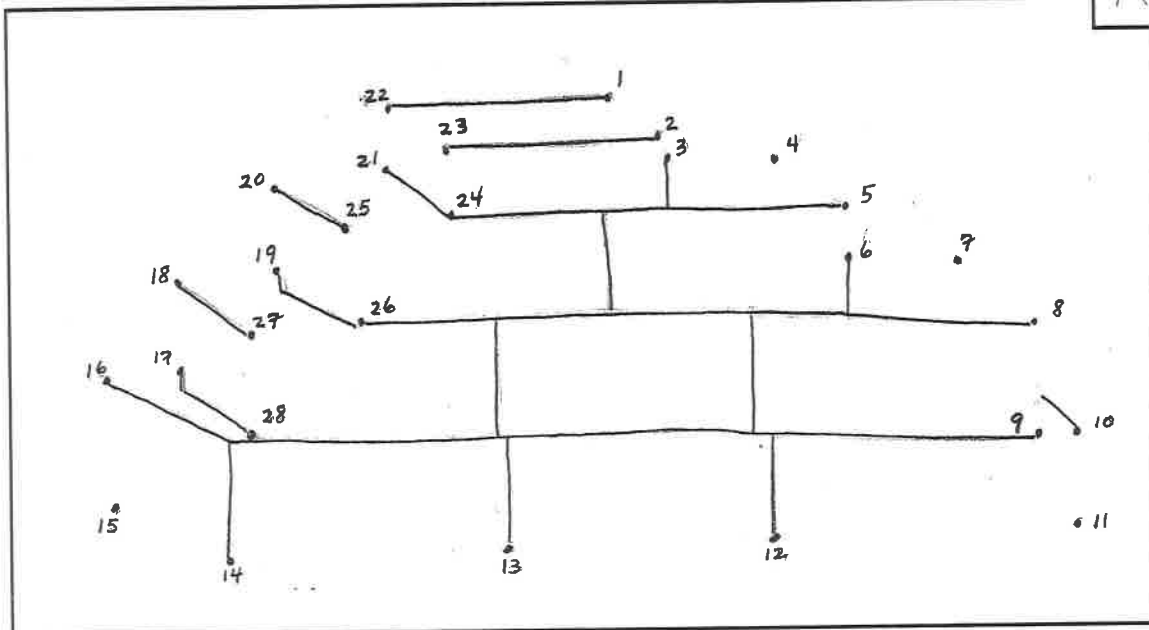
EXODUS

OLDER 52

Part 6 - MOSES IN EGYPT

Pharaoh Makes Life Difficult -- Exodus 5:1-21

Follow the numbers with your pencil to find out what the picture is.
Then follow your teacher's instructions about how to finish the picture.



Who Said It ?

Match the person with what they said.

- | | |
|--|--------------------|
| 1. (v.1) "Let My people go." | Pharaoh |
| 2. (v.2) "Who is the Lord, that I should obey His voice to let Israel go?" | the LORD |
| 3. (v.3) "Please, let us go three days' journey into the desert and sacrifice to the Lord our God" | taskmasters |
| 4. (v.4) "Get back to your labor." | Moses and Aaron |
| 5. (v.15) "Why are you dealing thus with your servants?" | officers of Israel |
| 6. (v.17,18) "You are idle!...Therefore go now and work." | |
| 7. (v.21) "You have made us abhorrent in the sight of Pharaoh." | |

Talk About Disappointment and How to Act.

Family moves to a bigger house; father can't pay rent; have to move again.

Going to march in a parade; get sick; have to stay in bed.

Make friends at a new school; best friend moves away.


Parents promise a bicycle for your birthday; mother in hospital; no bicycle.

Plan to wear favorite dress/shirt; no water to wash; have to wear another.



**"Since I came to Pharaoh
to speak in Your name [LORD],
he has done evil to this people."**

Exodus 5:23



EXODUS

OLDER 53

Part 6 - MOSES IN EGYPT

The LORD Promises Freedom -- Exodus 5:22 to 6:13; and 6:28 to 7:7

XX

Correct The Story by Crossing Out the Wrong Words.

(Abraham, Isaac, Moses) saw (a light, a candle, a fire) in a (tree, bush, flower) that was not being burned up. (God Almighty, Satan, an angel) spoke to Moses from the bush. He said His name was (He was, It is, I am). God said He had seen the (happiness, boredom, misery) of His people in (Egypt, Babylon, Edom).

He wanted to send (Jacob, Adam, Moses) to (Herod, Pharaoh, Caesar) to ask to bring His people the (Egyptians, Israelites, Midianites) out of Egypt. Moses made (plans, actions, excuses) about why he could not do it. God gave him many reasons why he could do it. God became (sad, happy, angry) because Moses had so little faith. He told him that his brother (Miriam, Joseph, Aaron) would be his helper.

Moses went back to (Edom, Eden, Egypt). He told (the women, the elders, everyone) of Israel what God had said. He showed them the (money, signs, jewels) that God had given him to prove what he told them was true.

Moses and Aaron went to see (Pharaoh, Israel, Goshen) but he refused to (listen, speak, sleep). Instead, Pharaoh made the work of the Israelite slaves even (easier, funnier, harder). Not only did they have to make (pots, tents, bricks), but they also had to find their own (clay, cloth, straw). The Israelite (officers, elders, women) blamed Moses and Aaron.

Moses blamed (Abraham, Aaron, God). God repeated his (suggestion, sermon, promise) to free the Israelites from slavery and bring them out of Egypt. But God also said that (the magicians, the Egyptians, Pharaoh) would not listen even though God would do (weak, happy, miraculous) signs and wonders in (Edom, Eden, Egypt). God said He would bring the Israelites out of Egypt after He had done mighty acts of (fun, evil, judgment) on Egypt and their (cities, gods, farmers).



XX

Remember

When the Old Testament has the name of God written like this -- **LORD** it stands for His name **Jehovah**.

Moses' Family

(Read Exodus 6:20)

Father _____
Mother _____
Brother _____
Sister _____
(Exodus 2:7-10;
1 Chronicles 6:3)


Which one of Jacob's sons was Moses' ancestor? _____
(Read Exodus 2:1)

**The LORD said to Moses,
"Now you shall see what I
will do to Pharaoh. For with
a strong hand he will let them
go, and with a strong hand
he will drive them out of his
land...You shall speak all
that I command you. Aaron
your brother shall speak to
Pharaoh to send the children
of Israel out of his land. "**

Exodus 6:1; 7:2



Aaron



EXODUS

OLDER 54

Part 6 - MOSES IN EGYPT

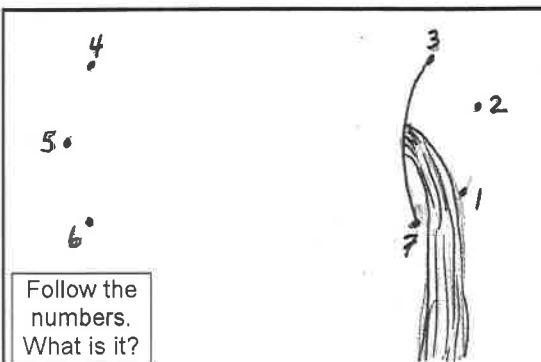
The LORD Sends the Plague of Blood -- Exodus 7:6-25

Where was the blood?

Underline the answers.

The LORD said: "Take your rod and stretch out your hand over the waters of Egypt, over their streams, over their rivers, over their ponds, and over all their pools of water, that they may become blood. And there shall be blood throughout all the land of Egypt, both in buckets of wood and pitchers of stone."

Exodus 7:19





????????????????? **What? How?** ??????????????????

Draw a line from the question to the picture that gives the answer.



1. What Moses threw down before Pharaoh.
2. What Moses' rod became.
3. What the magicians made with their rods.
4. What Moses' rod-serpent swallowed.
5. How many days the plague of blood lasted.
6. How old were Moses and Aaron.
7. The part of Pharaoh that is said to be hard.
8. What Moses used to strike the Nile River.
9. What Moses struck with his rod.
10. What the water turned into.
11. Where else was the blood besides the river.
12. What smelled bad.
13. What died.
14. What the Egyptians had to do to get water.



Nile River

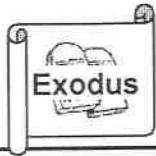
**And all the waters
that were in the
river were turned
to blood.**

Exodus 7:20

Why was God doing
so many miracles in Egypt?

The LORD said: "That I may lay My hand on Egypt and bring My armies and My people, the children of Israel, out of the land of Egypt by great judgments... The Egyptians shall know that I am the LORD, when I stretch out My hand on Egypt and bring out the children of Israel from among them."

(Exodus 7:4,5)



EXODUS

Part 6 - MOSES IN EGYPT

The LORD Sends the Plagues of Frogs, Lice, and Flies -- Exodus 8

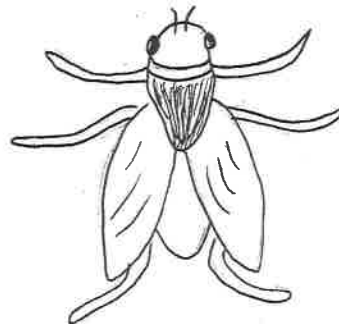
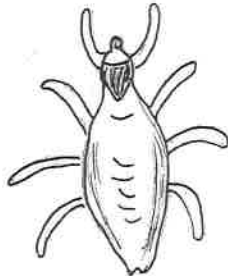
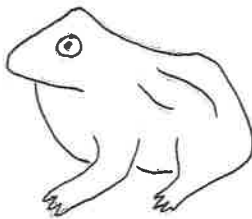
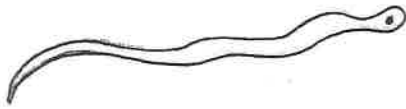


OLDER 55

Who Did Miracles?

Draw a GREEN circle around the pictures of the miracles that the magicians could do.

Draw a RED circle around the miracles Moses did with God's power.



????????? Who Has More Power ??????????

1. Who has more power? *the LORD* OR *the magicians*
2. Where did the magicians get their power? _____ (Exodus 8:7)
Enchantment power is a form of witchcraft.
3. God _____ all kinds of witchcraft. He says: "There shall not be found among you anyone who makes his son or his daughter pass through the fire, or one who practices witchcraft, or a soothsayer, or one who interprets omens, or a sorcerer, or one who conjures spells, or a medium, or a spiritist, or one who calls up the dead. For all who do these things are an **abomination** to the LORD." (Deuteronomy 18:10-12)
Abomination means something completely hated.
4. God says that witchcraft is _____. (1 Samuel 15:23)
5. When the magicians could not make lice, what did they say? (Exodus 8:18)


6. Another way the LORD showed His power was by putting the plague of flies in one place but not in another. Where were the flies? _____
7. Where were there no flies? _____
8. Who were God's people in this story? _____

Draw a BLACK circle around the gods of the Egyptians.

bull, cow, frog, Nile, sun,
the Lord, fire, books, night

**Aaron stretched out his hand...
and the frogs came up...struck
the dust...and it became lice...
Thick swarms of flies came...
into all the land of Egypt.**

Exodus 8:6, 17, 24



EXODUS

OLDER 56

Part 6 - MOSES IN EGYPT

The LORD Sends the Plagues of Pestilence, Boils, and Hail on the Livestock -- Exodus 9

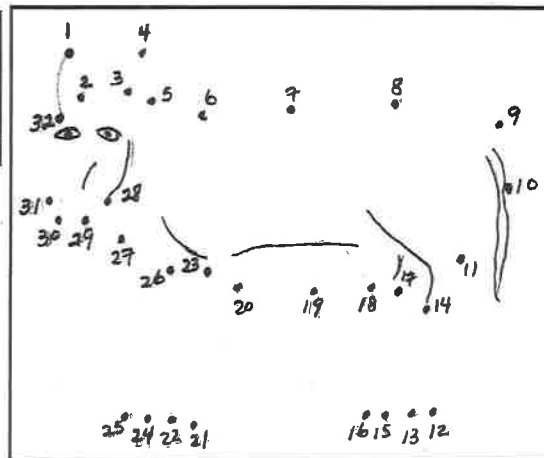
Many of the Idol Gods of the Egyptians Looked Like This

Follow the numbers with your pencil to find out what the picture is.

Who does this describe?

"He who is often rebuked, and
hardens his neck,
Will suddenly be destroyed,
and that without remedy."

Proverbs 29:1



Pharaoh shows that he was stubborn and rebellious toward the LORD

Fill the blanks to find the answer.

In the plague of the frogs, he said, "Entreat the LORD that He may take away the frogs from me and from my people; and I will let the people _ _ ." But when the frogs were gone, he would _ _ _ let them go. In the plague of the flies, Pharaoh said the people could go but not very _ _ _ . He also asked Moses to _ _ _ _ _ for him. Moses told him not to deal deceitfully anymore like he had before. When the flies left, Pharaoh said, they could _ _ _ go. In the plague of the hail, Pharaoh even said he had _ _ _ _ _ . He said the people could go. Moses said, "I know that you and your officials still do not _ _ _ _ the LORD _ _ _ . He was right for when the hail, thunder, and lightning stopped Pharaoh again _ _ _ _ _ . (9:34)

Why did Pharaoh act like this?

Read Deuteronomy 21:18-21. Are stubbornness and rebellion big sins or only little mistakes?

Talk about: When parents tell their children to

to wash the dishes OR
to do their homework OR
to clean up trash and

They refuse to do what they are told and they are punished. Then the children say "Yes" to stop the punishment, but then they do not do what they were told.

What is the way they act called?

OR

They are punished, cry, and say they will obey, but they do the same thing again.

What is the way they act called?

Who in the Bible story acted like these children?

All the livestock of Egypt died...

dust caused boils that break
out in sores on man and beast
...the LORD sent thunder, hail,
and fire on the land of Egypt.

Exodus 9:6,10,23


Look where the plagues occurred!

Read Exodus 9:3-4

Exodus 9:9

Exodus 9:22-26

What do these verses tell us
about the power of God?



EXODUS

OLDER 57

Part 6 - MOSES IN EGYPT

The LORD Sends the Plagues of Locusts and Darkness -- Exodus 10



SINS

Make a BLACK circle around the sins of Pharaoh and the Egyptians.

treated Israelites bad	listened to Moses	worshipped idols
worshipped the sun	gave Israel land	worshipped false gods
broke their promises	stubbornness	worshipped animals
worshipped the LORD		

????? Why did the LORD sent the plagues on Egypt ?????

Exodus 3:19,20--"I am sure that the king of Egypt will not let you go, no, not even by a mighty hand. So I will stretch out My hand and strike Egypt with all My _____ which I will do in its midst; and after that he will let you go."

Exodus 7:3-5--"I will...multiply My signs and My wonders in the land of Egypt. But Pharaoh will not heed you, so that I may _____ on _____ and bring My armies and My people, the children of Israel, out of the land of Egypt by great judgments. And the Egyptians shall _____ that I am the _____."

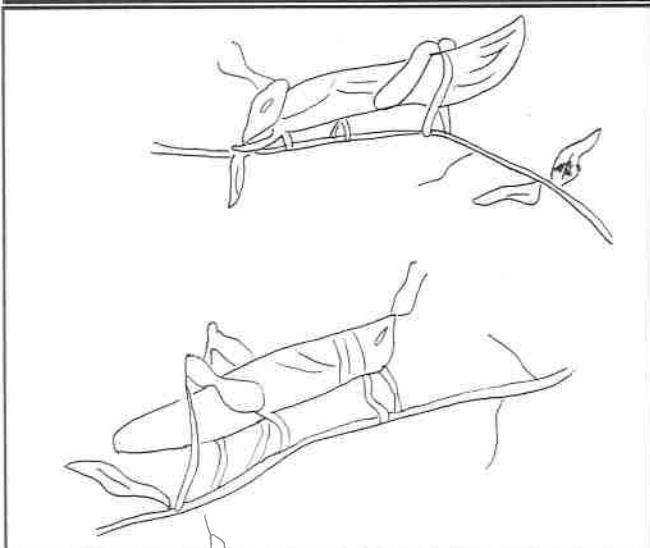
Exodus 12:12--"Against all the _____ of Egypt I will execute _____: I am the LORD."

Exodus 9:14,16--"I will send all My plagues...that you [Pharaoh] may _____ that there is none like _____ in all the earth...for this purpose I have raised you [Pharaoh] up, that I may show My _____ in you, and that My name may be _____ in all the earth."

Exodus 10:1,2--"that I may show these signs of Mine before him [Pharaoh], and that you [Israelites] may _____ in the hearing of your _____ and your son's _____ the mighty things I have done in Egypt, and My signs which I have done among them, that you may _____ that I am the _____."

Exodus 11:9--"Pharaoh will not heed you [Moses], so that My wonders may be _____ in the land of Egypt."

Exodus 11:7--"But against none of the children of Israel...against man or beast, that you [Pharaoh] may know that the Lord does make a difference _____ the Egyptians and _____."




Locusts went up over all the land of Egypt...ate all which the hail left ... Moses stretched out his hand and there was thick darkness in all Egypt 3 days. Exodus 10:14,22

What Kind of Darkness Was It?

"There was thick darkness in all the land of Egypt three days. They did not see one another; nor did anyone rise from his place for three days.

But all the children of Israel had light in their dwellings."

Exodus 10:22,23



EXODUS

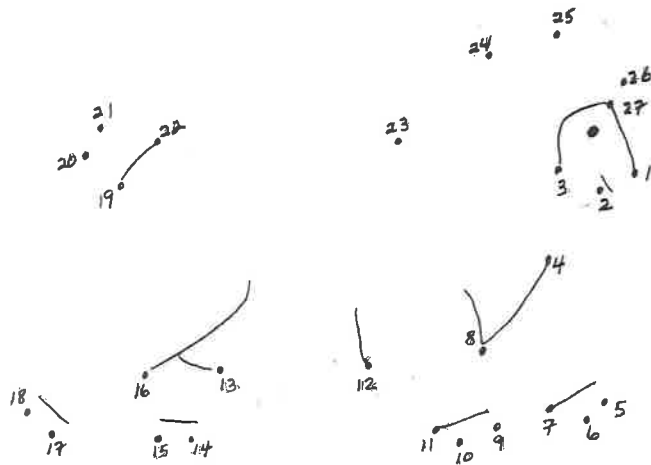
OLDER 58

Part 6 - MOSES IN EGYPT

The Passover -- Exodus 11:1 to 12:30; and 12:43 to 13:16

The Sacrifice

Follow the numbers with a pencil to find out what the picture is.



What is the other name for Passover?

Exodus 12:11,17

What Kind of Lamb?

Circle the kind of lamb the Israelites had to choose.

1 year old 1 month old

female male

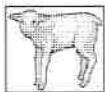
without blemish with a scar

sheep or goat only a sheep

What Israel Had to Do to Be Saved From the Death of Their Firstborn

Circle in RED the things they had to do.

kill it in the morning drink the blood kill it twilight



put blood on door frame with hyssop

boil the lamb eat bread without leavening

eat it with bitter herbs eat raised bread

eat it with carrots burn what was left over

bury what was left over roast the lamb



hyssop

How Was Israel to Eat?

Circle the correct answers.

with clothes and shoes on

ready to go to bed

with their staff in their hands

leave staff out doors

in haste

slowly




Why Did They Have to Do These Things?

Israel had to do all these things to show that they believed the _____ and to be ready to leave _____. The Israelites put blood on the door frame so the _____ in the house would not be killed. They were to celebrate this feast every _____ in order not to forget what the _____ had done for them in Egypt.

According to Psalm 78:49-51 What Did God Use to Strike the Firstborn?

It is the Passover sacrifice of the LORD, who passed over the houses of the children of Israel in Egypt...at midnight that the LORD struck all the firstborn in the land of Egypt.

Exodus 12:27,29



EXODUS

Part 6 - MOSES IN EGYPT

Review of Part 6

OLDER 59

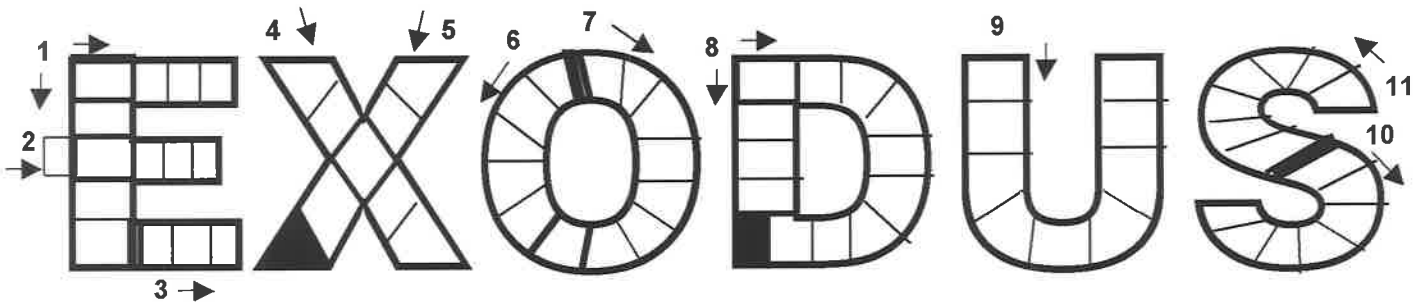
Page 1
Review

This worksheet contains shaped crossword puzzles on 2 pages.

Read a clue and choose the correct word from the list.

In some cases, a letter from one word is also the same letter for another word. When 2 words share a common letter that space has darker lines around it.


To fill in the words, follow the tiny arrows.



- (1 right)--a plague that came from the sky (9:18).
- (1 down)--what was hard inside Pharaoh (7:14).
- (2 right)--the man who spoke for Moses (4:14-16).
- (3 right)--what Aaron used to cause some plagues (7:19).
- (4 down)--who was put in a basket on the Nile River when he was a baby (2:3,10).
- (5 down)--the thing that had a fire that didn't burn it (3:2).
- (6 down)--what the Israelite slaves had to make (5:16).
- (7 right)--what Moses did to show Jehovah was stronger than gods of Egypt (7:9;12:12).
- (8 right)--kind of animals that died of pestilence (9:6).
- (8 down)--the true God of Israel (6:6).
- (9 down)--the kind of men who did the same miracles as Moses 2 times (7:22).
- (10 down)--the king of Egypt (5:1).
- (11 left)--what Moses' rod turned into (7:9).

WORD LIST

AARON
BRICKS
BUSH
HAIL
HEART
LIVESTOCK
LORD
MAGICIANS
MIRACLES
MOSES
PHARAOH
ROD
SERPENT



EXODUS

Part 6 - MOSES IN EGYPT

Review of Part 6

OLDER 59

Page 2
Review

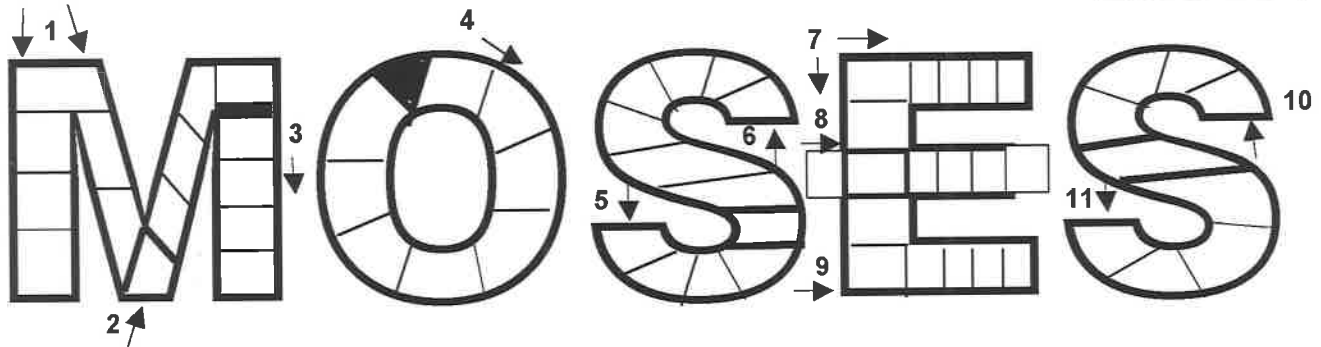
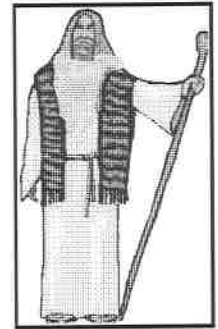
This worksheet contains shaped crossword puzzles on 2 pages.

Read a clue and choose the correct word from the list.

In some cases, a letter from one word is also the same letter for another word.

When 2 words share a common letter that space has darker lines around it.


To fill in the words, follow the tiny arrows.



- (1 down)--who sent all the plagues (12:1,12).
- (1 down slant)--the insects that came out of the dust (8:17).
- (2 up)--the country that received the plagues (7:19;8:6).
- (3 down)--one kind of animal that died because of a plague (9:3).
- (4 right)--the name of the special meal that Israel had to eat so their firstborn would not die (12:11).
- (5 right)--the plague that came after the plague of lice (8:21).
- (6 up)--the plague where Egyptians could not see (10:22,23).
- (7 down)--what the River water turned into (7:20).
- (7 right)--the disease that came on animals and people (9:9).
- (8 right)--the insect plague that ate every tree (10:4,5).
- (9 right)--the last plague (11:5).
- (10 up)--the plague animal that came out of the river (8:3).
- (11 down)--one kind of animal that died because of a plague (9:3).

WORD LIST

BOILS
BLOOD
DARKNESS
DEATH
EGYPT
FLIES
FROGS
LICE
LOCUST
LORD
OXEN
PASSOVER
SHEEP



EXODUS

OLDER 60

PART 7 -- ISRAEL LEAVES EGYPT

The Israelites Leave Egypt -- 12:31-42 and 13:17-22

The Exodus


Match the question with the correct answer by drawing a line with your pencil.

Some questions have more than one answer.

Some incorrect answers are included in the list.

1. Who said "Rise, go from my people!"?
2. What did the Israelites carry on their shoulders?
3. What did the Egyptians give to the Israelites?
4. How many Israeli men left Egypt?
5. How many women and children left Egypt?
6. What else did the Israelites take with them?
7. How long had the Israelites lived in Egypt?
8. To whom had God said this would happen?
9. When did Abraham live?
10. Who brought Israel out of Egypt?
11. (13:17,18) Which road did they take?
12. Whose bones did Moses take with them?
13. How did they know where to go by day?
14. How did they know where to go at night?

unleavened bread dough
clothing
Pharaoh
articles of silver and gold
about 600,000
flocks
herds
probably many more than men
mixed multitude of people
swords and spears
Abraham
Jehovah
about 500 years before this
430 years
wilderness of the Red Sea
Joseph's
pillar of fire
pillar of cloud
road through Philistine country



Why did they take Joseph's bones?

How long had Joseph been dead?

Underline the answers.

Joseph said to his brethren,
"I am dying; but God will surely visit you,
and bring you out of this land to the land
of which He swore to Abraham, to Isaac,
and to Jacob." Then Joseph took an
oath from the children of Israel, saying,
"God will surely visit you, and you shall
carry up my bones from here."


Gen. 50:24,25

Now the sojourn of the children of Israel
who lived in Egypt was
four hundred and thirty years.

Ex. 12:40

**The children of Israel... all the
armies of the LORD went out
from the land of Egypt.**

Exodus 12:40,41



EXODUS

OLDER 61

Part 7 - ISRAEL LEAVES EGYPT

The Red Sea -- Exodus 14:1 to 15:21



XX

Tell the Story

Correct the story by crossing out the wrong words.

After the last plague, the (Egyptians, Israelites, Midianites) left (Egypt, Edom, Midian). (the LORD, Moses, Aaron) went ahead of them by day in a pillar of (fire, cloud, rain). At night He went ahead in a pillar of (cloud, fire, hail). When (Pharaoh, Herod, Caesar) heard that the Israelites had fled, he changed his (clothes, mind, throne) because he did not want them to go. He ordered his (ship, oxen, chariot) to be made ready. He called his (army, slaves, wives) to go too. He took (100, 60, 600) of his best chariots and all his (army, slaves, dogs) to go bring back the Israelites.

When the Israelites saw the army coming they were (happy, sad, afraid) and blamed (Moses, God, Pharaoh). They said it would have been better to have stayed as (slaves, kings, citizens) in Egypt than to (live, die, starve) in the desert. The LORD told (Moses, Aaron, the angel) to lift his (hat, cup, rod) over the Red Sea so that the (water, sand, clouds) would divide. Then the (Egyptians, Israelites) could go through on (muddy, dry, sandy) ground. The (pillar, bush, bowl) of cloud moved behind the Israelites. During the night it made (light, darkness) on the side of the Egyptians and (light, darkness) on the side of the Israelites.

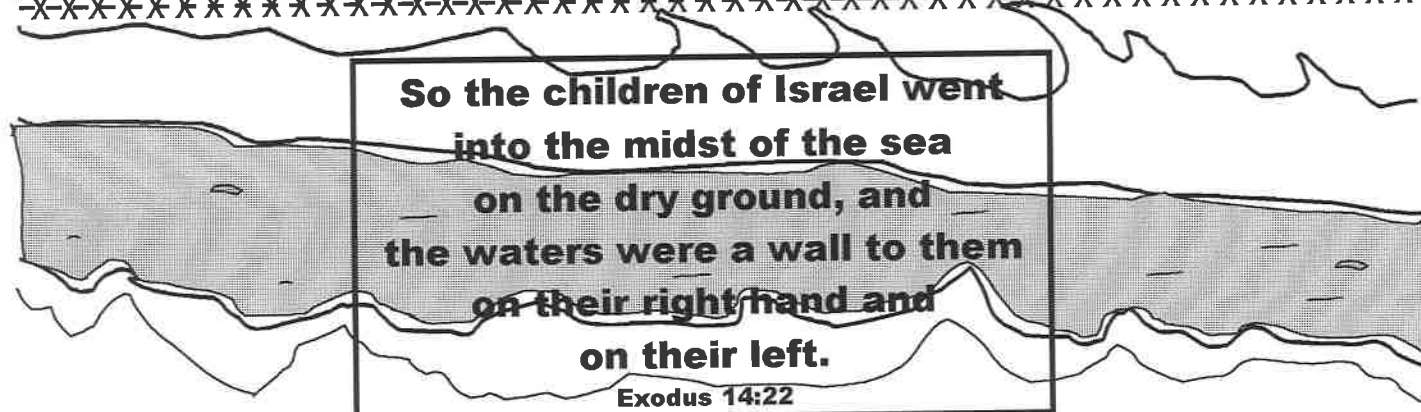
The water divided like God said. The Israelites went through on dry ground with a wall of (sand, cloud, water) on each side of them. The Egyptians followed them into the (city, desert, sea). (the LORD, Moses, Pharaoh) made the wheels of the chariots jam so they were difficult to drive. On the other side of the sea God told Moses to stretch out his (foot, hand) over the sea. The waters returned to their regular place. The Egyptians (escaped, drowned, swam away). The (Israelites, Egyptians) feared the LORD and believed in Him and in (Moses, Pharaoh, Abraham) his servant. Moses and the Israelites (read a book, sang a song, prayed) praising God.


So did Miriam and the (women, children).

XX

**So the children of Israel went
into the midst of the sea
on the dry ground, and
the waters were a wall to them
on their right hand and
on their left.**

Exodus 14:22





EXODUS

OLDER 62

Part 7 - ISRAEL LEAVES EGYPT

The Israelites Complain -- Exodus 15:22 to 16:36

Miracles

Make a list of 5 of the many miracles that Israel had already seen.

1. _____
2. _____
3. _____
4. _____
5. _____

The Sabbath

Circle to whom this command was given.
Underline the day of the week that is Sabbath.

The LORD gave this command to the children of Israel:
"Tomorrow is a Sabbath rest, a holy Sabbath to the LORD... Let every man remain in his place; let no man go out of his place on the seventh day." So the people rested on the seventh day.

Exodus 16:17,23,29-30

What Did God Send?

Paste them here.

The Manna

Circle the correct answers.

1. When were the Israelites to gather the manna?
every evening, only in the morning, any time
2. How much were they to gather?
one omer for each person, one bushel per family
3. When were they to gather twice as much?
the first day, the third day, the sixth day
4. How could manna be prepared?
boiled, fried, baked, steamed, eaten raw
5. What happened if they kept it overnight?
It grew, It had worms and stank, It was fine
6. What was Moses to keep for all generations?
a pot of manna, his rod, some quail
7. How long did the Israelites eat manna?
40 days, 40 weeks, 40 years

Why Did God Send the Food?

Read 16:12 and write the answer.

What sinful thing did the Israelites say when they were complaining?

"Oh, that we had _____ by the hand of the LORD in the land of Egypt, when we sat by the pots of meat and when we ate bread to the full! For _____ have brought us out into this wilderness to _____ this whole assembly with hunger."

Exodus 16:3

What should they have done instead of complaining?

What Should Children Do Instead of Complaining?



A boy complains: "We eat beans every day."

A girl complains: "I hate math. It's so hard."


Children complain because it is raining.

Children complain because they have to go to bed.



Then the whole congregation of the children of Israel complained against Moses and Aaron in the wilderness.

Exodus 16:2

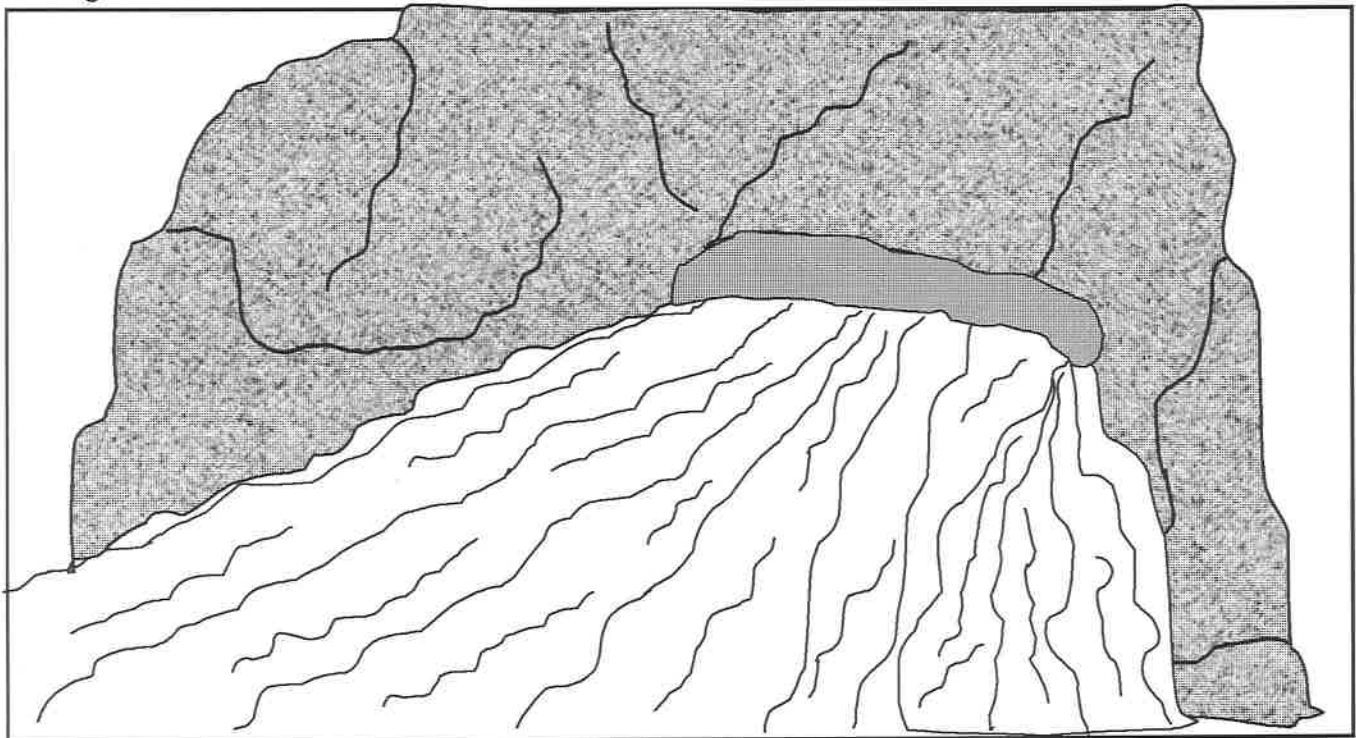


EXODUS

Part 7 - ISRAEL LEAVES EGYPT

Water From the Rock -- Exodus 17

OLDER 63



The people thirsted there for water, and...complained against Moses... "Why is it you have brought us up out of Egypt, to kill us and our children...with thirst?."

Exodus 17:3

What did Moses use to get water?

_____ (verse 5,6)

How else did Moses use his rod?

(verses 9-11)

Who told him to use his rod?

_____ (verses 5)

Think About This

The Israelites had a real problem but their attitude and way of going about finding a solution was very bad.

NO More Complaining!

List 3 things about which you are not going to complain anymore.

1. _____
2. _____
3. _____

Complaining

Philippians 2:14,15 -- "Do _____ things _____ complaining and disputing, that you may become blameless and harmless, children of God _____ fault."


What We Should Do Instead of Complaining

Ephesians 5:20 -- "Giving _____ always for _____ things to God the Father

in the name of our Lord _____ Christ."

1 Thessalonians 5:16-18 -- " _____ always, _____ without ceasing,

in _____ give _____;
for this is the will of _____ in Christ Jesus for you."



EXODUS

OLDER 64

Part 7 - ISRAEL LEAVES EGYPT

Jethro Visits Moses -- Exodus 18

Which One Is It?

Draw a line to the correct man.

1. A priest of Midian.
2. Told what God had done for the people.
3. Judged the people's problems.
4. Praised God when he heard what God did.
5. Gave advice about appointing judges.
6. Listened to advice.
7. The leader of the Israelites.
8. Father-in-law of Moses.
9. Came to visit Moses.
10. Chose capable men to be leaders and judges.
11. Brought sacrifices to God.
12. Took care of most difficult problems.

Moses



Jethro

**Moses heeded the voice
of his father-in-law and...
chose able men...and made
them heads over the people.**

Exodus 18:24,25

Listening to Advice

Is it good advice?

What may happen if you don't listen?

"Those boys/girls are a bad influence. Stay away from them."

"You should change your clothes before painting the table."

"Don't play with fire."

"Ask for help when you don't understand something."


"Don't try to do everything by yourself. Let others help."

"Read your Bible and pray every day."

**What kind of men did
Moses choose to be
judges?**

(Exodus 18:21)

able, lazy, rich,
liars, truthful,
love money,
fear God,
proud,
hate covetousness,
worship idols,
looking for a job.



EXODUS

OLDER 65

Part 7 - ISRAEL LEAVES EGYPT

Israel Prepares to Receive the Ten Commandments -- Exodus 19:1 to 20:21

Finish the Story

Draw tiny pictures to represent the missing words.

Use your own ideas or copy the pictures in the box on the right.

The LORD said to Moses, "Go to the people and consecrate them today and tomorrow, and let them wash their

And let them be ready for the third day. For on the third day the LORD will come down upon Sinai in the sight of

all the people. You shall set bounds for the people all around, saying, Take heed to yourselves that you do not go up to the

or touch its base. Whoever touches the mountain shall surely be put to death...(v.16) Then it came to pass on the third day, in the morning, that there were thunders and

, and a thick on the ; and the

sound of the was very loud, so that all the people who were in the camp trembled. And Moses brought the people out of the camp to meet with God, and they stood at the foot of the mountain. Now Sinai was completely

in , because the LORD descended upon it in

Its smoke ascended like the of a furnace, and the

whole quaked greatly. And when the blast of the

sounded long and became louder and louder,

Moses spoke, and God answered him by voice.

Exodus 19:10-12, 16-19


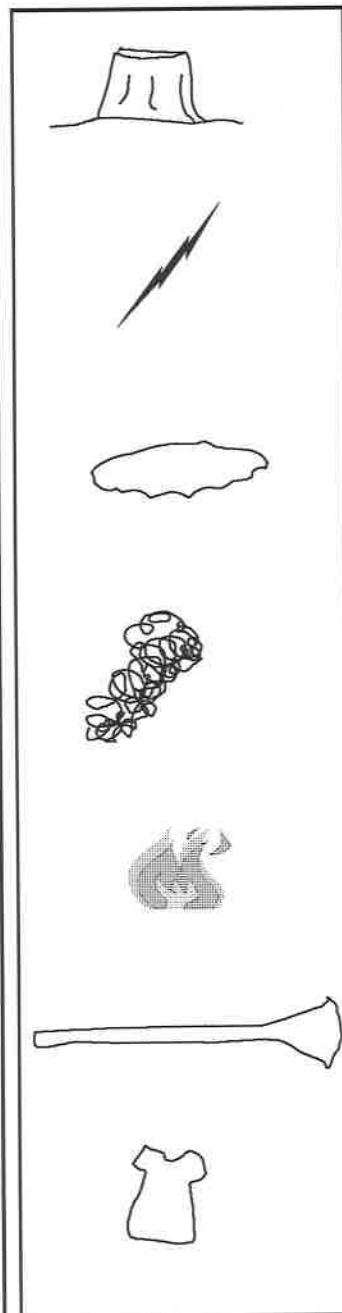


Photo of Mount Sinai today

**Mount Sinai was completely
in smoke, because the LORD
descended upon it in fire.**

Exodus 19:18

EXODUS

Part 7 - ISRAEL LEAVES EGYPT

The Ten Commandments -- Exodus 20:1-17

OLDER 66

Draw a line to connect
the two parts of each one
of the Ten Commandments.

Write the number
of the commandment
in the small ☐
at the end of the
commandment.

GOD spoke saying

***"I am the LORD your God,
who brought you out of
the land of Egypt,
out of the house of bondage."***

Exodus 20:1,2

1. You shall have no other
2. You shall not make
3. You shall not take the
4. Remember the
5. Honor your
6. You shall not
7. You shall not commit
8. You shall not
9. You shall not bear
10. You shall not

Sabbath Day to keep it holy...In it you
shall do no work...For in six days the
LORD made the heavens and the
earth...and rested the seventh day. ☐

false witness against your neighbor. ☐

murder. ☐

gods before Me. ☐

adultery. ☐

name of the LORD your God in vain. ☐

covet your neighbor's house ...
wife... servant...ox...donkey...nor
anything that is your neighbor's. ☐

for yourselves a carved image...
you shall not bow down to them
nor serve them. ☐

father and your mother that your days
may be long upon the land which the
LORD your God is giving you. ☐

steal. ☐


Which Commandments? How Many?

Which commandments MUST we obey now days? Why?

Which commandment is NOT for Christians? Why?

How many tell something we must NOT do? Which ones?

How many tell something that we MUST do? Which ones?



EXODUS

OLDER 67

Part 7 - ISRAEL LEAVES EGYPT

The Sabbath Laws -- Exodus 20:8-11; 23:12; 31:12-17; 34:21; 35:1-3

Important Facts

The Sabbath was given
by God to Israel.

Read Exodus 31:13,17.

Israel is also called:
the children of Israel,
the Israelites,
the Jews.

Which Day of the Week?

On the calendar use a RED crayon to mark all the Sabbath Days.

Use a YELLOW crayon to mark all the Sundays.

March						
<u>Sun</u>	<u>Mon</u>	<u>Tue</u>	<u>Wed</u>	<u>Thu</u>	<u>Fri</u>	<u>Sat</u>
	1	2	3	4	5	6
7	8	9	10	11	12	13
14	15	16	17	18	19	20
21	22	23	24	25	26	27
28	29	30	31			

Sabbath or Sunday?

Match each question to the correct answer.


- | | |
|--|--|
| 1. What is the special day of the Jews? | to worship God and to encourage one another. |
| 2. What is the special day of Christians? | to tell the world Jesus lives. |
| 3. Which day of the week is the Sabbath? | Sabbath. |
| 4. Which day of the week is Sunday? | Yes. |
| 5. Is Sabbath another name for Sunday? | No. |
| 6. Why do Christians meet on Sunday? | Sunday. |
| 7. What do Christians do when meeting on Sunday? | seventh day of the week. |
| 8. Why did God make the Sabbath a special day for the Jews (Exodus 20:11)? | first day of the week. |
| (Exodus 23:12)? | days 1 through 6. |
| (Exodus 31:13, 17)? | rest. |
| (Exodus 31:14)? | death. |
| 9. When were the Jews to do all their work? | work. |
| 10. What did the Jews have to do on the Sabbath? | light a fire. |
| 11. What could the Jews not do on the Sabbath? | God rested on the 7th day. |
| 12. What was the punishment for any Jew who worked on the Sabbath (31:15)? | so people and animals could rest. |
| | as a sign between God and the Israelites. |
| | a holy day to Israel. |

The LORD spoke saying:

"Israel shall keep the Sabbath...

**It is a sign between Me
and the children of Israel forever."**

Exodus 31:1,16,17



EXODUS

Part 7 - ISRAEL LEAVES EGYPT

Review of Part 7

OLDER 68

Page 1

This worksheet contains shaped crossword puzzles on 2 pages.

Read a clue and choose the correct word from the list (on Page 2).

To fill in the words (on Page 2) follow the tiny arrows.

In some cases, a letter from one word is also the same letter for another word.

When 2 words share a common letter that space has darker lines around it.

(1 down) -- What was thick on the mountain? (19:16)

(1 down right slant) -- "You shall not _____ your neighbor's house...nor his wife...nor anything that is your neighbor's." (20:17)

(2 up, then down) -- What the people in the camp did. (19:16)

(3 down left) -- What ascended from the mountain like from a furnace? (19:18)

(4 down right) -- "You shall not _____ to them [images]" (20:5)

(5 left) -- Something of God's which Israel must not take in vain. (20:7)

(6 down) -- What people must do to their parents. (20:12)

(7 down) -- "...in the morning, that there" was _____ (19:16)

(8 down) -- "You shall not _____." (20:13)

(8 down right) -- Where God spoke the ten commandments. (19:20)

(9 up) -- The people were not to _____ the mountain or they would die. (19:12)

(10 right) -- "You shall not bear _____ witness against your neighbor." (20:16)

(11 down) -- God's name. (20:2)

(12 up to left) -- The leader of the Israelites. (19:7)

(13 down) -- "Remember the _____ day". (20:8)

(14 down) -- "You shall not commit _____." (20:14)

(15 down) -- Name of the mount from which God spoke. (19:20)

(15 down right slant) -- "You shall not _____." (20:15)


(16 down, then up) -- What came on the mountain with the thunder. (19:16)

(17 down left) -- The name of God's people. (19:3)

(17 down right) -- What Israel was not to make. (20:4)

(18 down) -- "You shall not take the name of the LORD your God in _____." (20:7)

(19 down) -- "You shall have no other _____ before Me. (20:3)



EXODUS

Part 7 - ISRAEL LEAVES EGYPT

Review of Part 7

WORD LIST

OLDER 68

Page 2

ADULTERY	ISRAEL	SINAI
BOW DOWN	LIGHTENING	SMOKE
CLOUD	LORD	STEAL
COVET	MOSES	THUNDER
FALSE	MOUNT	TOUCH
GODS	MURDER	TREMbled
HONOR	NAME	VAIN
IMAGE	SABBATH	






Photo of Mount Sinai today

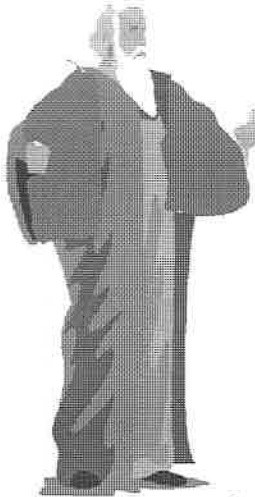


EXODUS

OLDER 69

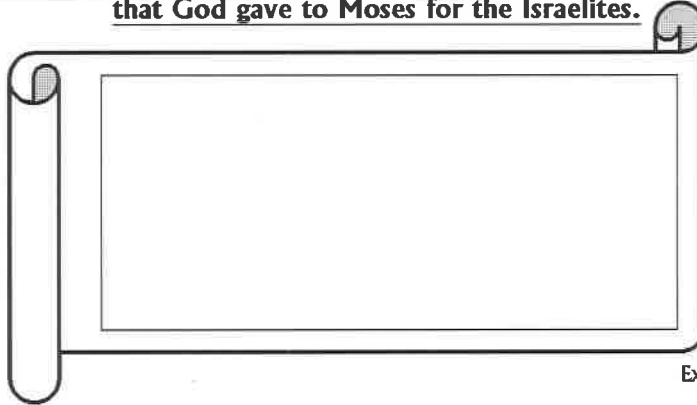
Part 8 - GOD'S LAWS AND THE TABERNACLE

More Laws of God For Israel -- Exodus 20:22 to 23:33



God's Laws for Israel

Paste the Hebrew words on the scroll to represent the many laws that God gave to Moses for the Israelites.



Ex. 20:22

Write the
translation
here.

Some of the Laws

Match the subject with the statement about it from the law.

(20:24-26) altars
(23:14-17) annual feasts

(22:28) a ruler
(20:23) idols

(22:25) money

(22:1-15) property
(23:12) Sabbath

(21:2-11) slaves
(22:21) strangers

(22:22) widows and orphans
(22:18) witchcraft

Do not make gods of silver or gold.
Make altars of earth or stones with no steps.
A slave serves 6 years and is then set free.
Do not curse.
What to do about stealing, loose animals,
and borrowing.


Do not let a sorceress live.
Do not mistreat a stranger.

Do not mistreat a widow or an orphan.
Do not charge interest on money you lend.
Do not curse God or a ruler of the people.

Work 6 days but not on the seventh.
Three times in the year you shall keep these
feasts: Unleavened Bread, Harvest,
Ingathering.

**The LORD said to Moses,
"Thus you shall say to the children of
Israel...These are the judgments which
you shall set before them."**

Exodus 20:22 and 21:1



EXODUS

OLDER 70

Part 8 - GOD'S LAWS AND THE TABERNACLE

Moses on Mount Sinai -- Exodus chapters 24:1 to 31:18.

Mount Sinai

Draw what the Mount looked like according to Exodus 24:15-17.




Photo of Mount Sinai today

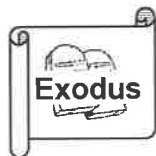
**The LORD said to Moses,
"Come up to the LORD,
you and Aaron,
Nadab and Abihu, and
seventy of the elders
of Israel, and
worship from afar."**

Exodus 24:1

What Happened at Mount Sinai?

Draw a line between the question and the correct answer or answers.

- | | |
|--|---------------------------------|
| 1. What did Moses write down? | scrolls. |
| 2. How many stones did Moses use in the altar? | Moses. |
| 3. Whom did the stones represent? | God's laws. |
| 4. Besides write, what else did Moses do with the book? | 12 tribes of Israel. |
| 5. In what form were books made in that day? | sprinkled altar and the people. |
| 6. What did Moses do with the blood of the sacrifices? | Joshua. |
| (24:9-11) 7. Who saw God? | read it to the people. |
| (24:15,16) 8. Who went up on the Mount alone? | Moses and Aaron |
| (25:9) 9. What patterns did God give to Moses? | tabernacle & furnishings |
| 10. To whom did God say He would give the stone tablets? | twelve. |
| 11. How long did Moses stay on the Mount? | 40 days and 40 nights |
| (24:13) 12. Who was Moses' assistant? | Nadab and Abihu |
| | 70 elders |



EXODUS

OLDER 71

Part 8 - GOD'S LAWS AND THE TABERNACLE


The Golden Calf -- Exodus 32:1 to 33:6

Remember This!

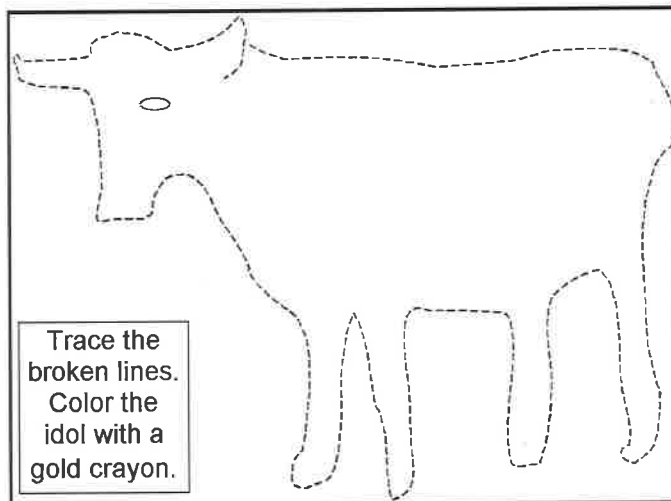
Idols can do nothing.

The LORD God is not an idol in any form.

The LORD God can do anything He wants.



Trace the broken lines.
Color the idol with a gold crayon.



The People Sin

Correct the story by marking out the wrong words.

(Moses, Aaron, Jethro) was on Mount (Sinai, Nebo, Moriah) for (40, 20, 60) days. The people came to (Aaron, Joshua, Nadab) saying, "Make us (rods, tents, gods) to lead us. We don't know what has happened to (Jacob, Abihu, Moses)." Aaron told them to bring him their (bracelets, necklaces, earrings) of gold. He took the gold and made an idol shaped like a (dog, frog, calf). He told the (Israelites, Midianites, Egyptians), "These are your gods who brought you out of (Israel, Egypt, Eden). Aaron also built (a temple, a mountain, an altar). The next day the people made (clothes, jewelry, sacrifices). (Moses, LORD) saw the evil that the people were doing and told (LORD, Moses, an angel) to go down to the people. He said He was going to (reward, destroy, punish) them. But (Moses, Aaron, an angel) begged God not to do it. God listened to the plea. Moses went down the mountain with the (12, 3, 2) stone (images, tablets, bowls) in his hands. The tablets had the ten (stories, commandments, suggestions) written on them by (LORD, Moses, an angel). When (Moses, LORD, Joshua) saw the calf and the dancing he became (happy, angry, sad). He threw the (tablets, rods, images) down and broke them. He burned the calf in fire, ground it to powder, put it in water, and made the Israelites (bathe, splash, drink) the water. About (3,000, 5,000, 10,000) people were killed that day for their terrible sin.

**Aaron... made a molded calf.
Then they said, "This is your god,
O Israel, that brought you
out of the land of Egypt!"**

Exodus 32:3,4





EXODUS

OLDER 72

Part 8 - GOD'S LAWS AND THE TABERNACLE

Moses and the Glory of the LORD -- Exodus 33:7-23

Make the picture.

WORD FIND

Find the answer to each question in the list of words.
Then find and circle the same word in the puzzle.


- What did Moses put up outside the camp? (v.7)
Who was the young man who stayed in the tent? (v.11)
What appeared at the door when God spoke to Moses? (v.10)
What did the people do? (v.10)
Who spoke to Moses? (v.11)
Who talked to God in the tent? (v.11)
The LORD spoke to Moses "_____ to face". (v.11)
Moses wished to see "the _____ of the LORD." (v.18)
Outside of what did Moses pitch his tent? (v.7)
By what part of the tent did the cloud stand? (v.9)
What did Moses call the tent? _____ of meeting. (v.7)
The LORD said, "No man shall _____ Me and _____." (v.20)

CAMP
CLOUD
DOOR
FACE
GLORY
JOSHUA
LIVE
LORD
MOSES
SEE
TABERNACLE
TENT
WORSHIPPED

All words are
left to right OR
top to bottom.

A	B	C	D	E	F	C	G	H	L	I	V	E
R	C	T	M	B	A	A	G	L	O	R	Y	A
Q	L	J	O	X	Z	M	P	W	R	K	R	U
W	O	R	S	H	I	P	P	E	D	H	L	N
B	U	T	E	N	T	V	R	D	D	F	N	S
V	D	J	S	F	J	O	S	H	U	A	M	E
C	O	H	T	A	B	E	R	N	A	C	L	E
X	O	F	K	L	Z	X	C	V	B	E	P	G
R	R	B	A	C	D	W	W	E	F	G	J	T

**The LORD spoke
to Moses face
to face, as a
man speaks to
his friend.**
Exodus 33:11



EXODUS


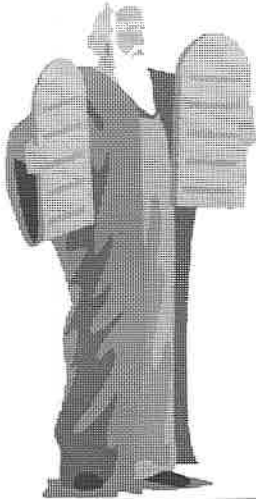
OLDER 73

Part 8 - GOD'S LAWS AND THE TABERNACLE

Moses Receives Two New Tablets -- Exodus 34:1-35

How many commandments were written on the new tablets?

Write the numbers, starting from 1, on the tablets.



**The LORD said to Moses,
"I will write on these tablets the words that were on the first tablets which you broke."**

Exodus 34:1

Repeat the 10 Commandments from memory.

Talk About Why

Why God had to give Moses the new tablets.

Why God called Moses to come up on the mountain.

Why Moses' face was shining when he came down.

Why Moses put a veil over his face.




Photo of Mount Sinai today

What Kind of God is the LORD?


(Exodus 34:6,7; 13:9)

Color the TRUE ones with a YELLOW crayon.

Cross out the FALSE ones with a BLACK crayon.

merciful,
strong,
gracious,
longsuffering,
evil,
weak,

keeping mercy for thousands,
forgiving iniquity and transgression and sin,
by no means clearing the guilty,
abounding in goodness and truth,
unforgiving,
has little truth,




EXODUS

OLDER 74

Part 8 - GOD'S LAWS AND THE TABERNACLE

The Offering for the Tabernacle -- Exodus 25:1-9; 35:4 to 36:7; 38:24, 25, 29



Rules for the Offering

Draw a circle around the correct answer to each question.

Who was to give an offering? (35:22)

men and women, only the men

How was each person to decide what to give? (25:2; 35:5)

what was left over after making his own tent, with a willing heart

What were they to bring? (25:3-7; 35:22-28)

tin, steel, iron gold, silver, bronze, fine linen, goats hair, oil,
blue, purple, scarlet thread yellow, green, blue thread, ram skins,
badger skins, pine boards acacia wood, spices, onyx stones

Why were they to bring it? (25:9)

to build a church building to make a tabernacle

How was it to be made? (25:9)

according to God's pattern any way that was pretty

Who was to do the work? (35:30,34; 36:2)

Bezabel and Aholiah Moses and Aaron

How much did the people bring? (36:4-7)


very little more than enough

2 Corinthians 9:7

"Let each one give
as he purposes in his _____,
not _____;
nor of _____;
for God loves a _____ giver."

**All the congregation of the
children of Israel...whose heart
was stirred, and everyone
whose spirit was willing...
brought the LORD's offering for
the work of the tabernacle.**

Exodus 35:20,21

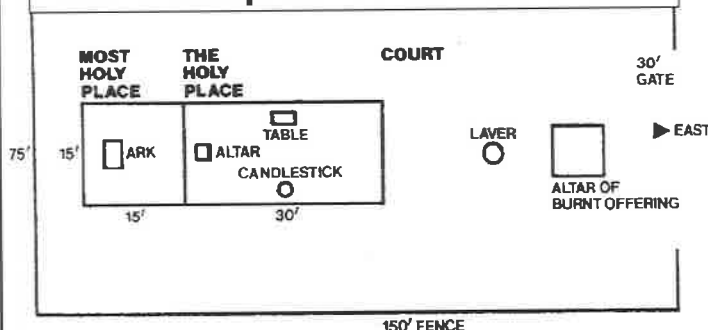


EXODUS

Part 8 - GOD'S LAWS AND THE TABERNACLE

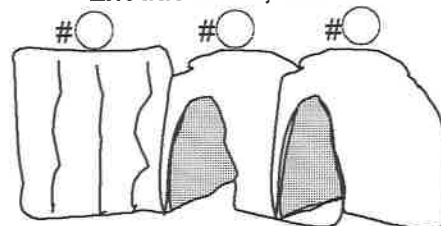
Making the Tabernacle -- Exodus 36:8 to 38:31 (with chapters 25---27)
and the Priests Clothes -- Exodus 39:1-31 (with chapters 28---31)

God's Blueprint for the Tabernacle



Name, number in order, and color the coverings for the Tabernacle.

Exodus 36:14; 36:19



Fill in the missing letters in the answer words.

1. What kind of wood was used in the tabernacle? (27:1) _ c _ c _ _
2. What kinds of metal were used? (25:3) g _ ld, s _ lv _ r, br _ nz _
3. What colors in the cloth were used? (25:4) bl _ _ , p _ rpl _ , sc _ rl _ t
4. What kind of cloth? (25:4) l _ n _ n
5. Who were the craftsmen who made the tabernacle? (31:2,6)
B _ z _ l _ l, _ h _ l _ _ b, and gifted artisans
6. How did they know how to make the things of the tabernacle? (25:9, 40)
according to the p _ tt _ rn that the Lord gave Moses on the mountain.
7. What was put into the ark? (25:16,21; 31:18)
tw _ st _ n _ t _ bl _ ts of the T _ st _ m _ ny
8. Name the 7 parts of the priest's clothes. (28:4, 42)
br _ _ stpl _ t _ , _ ph _ d (vest), r _ b _ , t _ n _ c,
t _ rb _ n, s _ sh, tr _ _ s _ rs
9. Who were the first priests? (28:1) _ _ r _ n, N _ d _ b,
_ b _ h _ , _ l _ _ z _ r, _ th _ m _ r
10. How were they made priests? (29:7) poured _ _ l on their heads.



What words
were on the
high priest's
turban?

(Exodus 28:36)

H _ _ _
to the L _ _ _

List the gem stones
where the names of the
12 tribes of Israel
were engraved on the
high priest's clothes.
(Exodus 28:9-12, 15-21)

_____	_____
_____	_____
_____	_____
_____	_____
_____	_____

**The LORD said to Moses,
"According to all that I show you...
the pattern of the tabernacle and
the pattern of all its furnishings,
just so you shall make it."**

Exodus 25:9



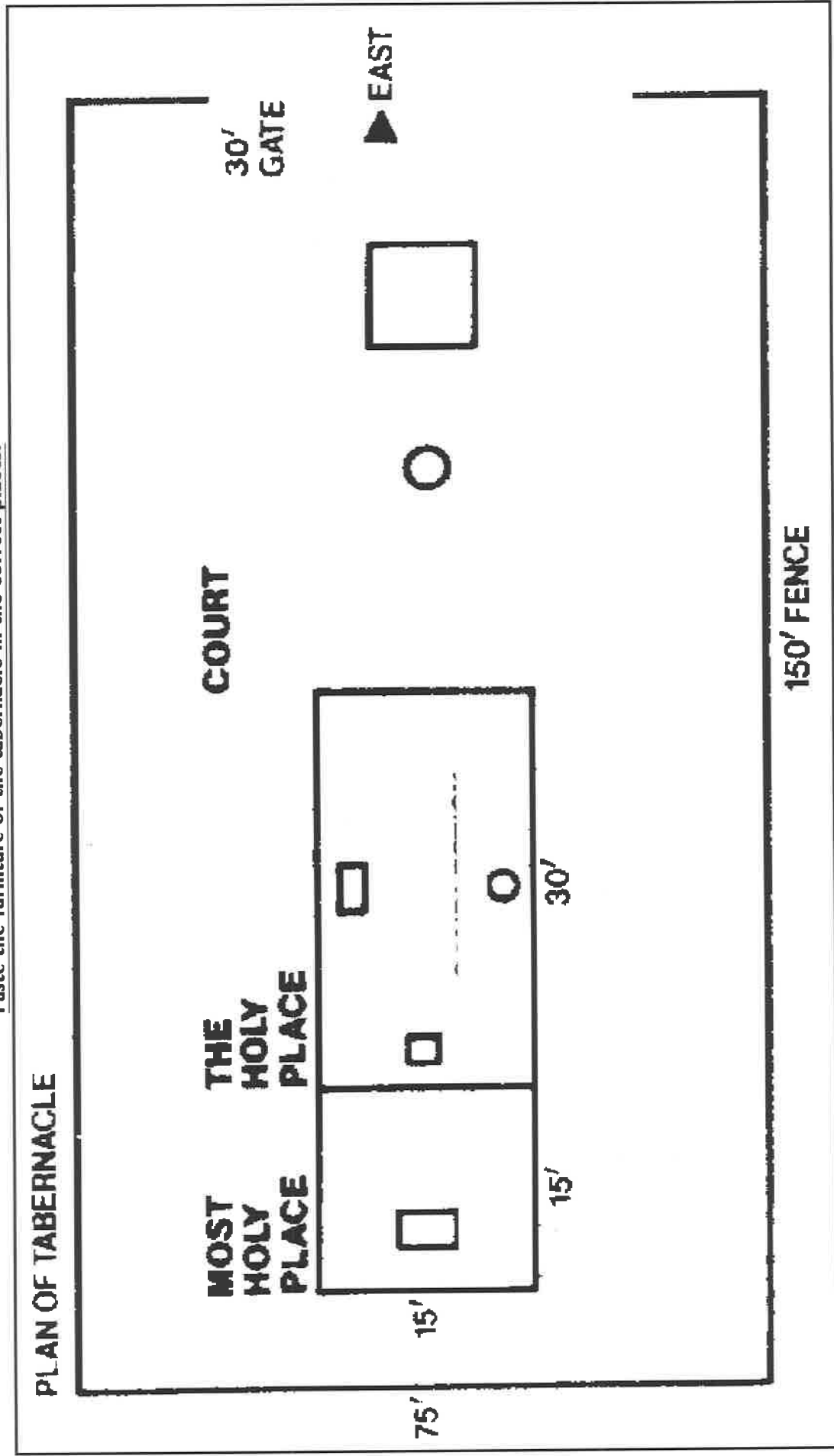
EXODUS


Part 8 - GOD'S LAWS AND THE TABERNACLE

Making the Tabernacle -- Exodus 36:8 to 38:31 (with chapters 25---27)
and the Priests Clothes -- Exodus 39:1-31 (with chapters 28---31)

OLDER 75
PAGE 2

Paste the furniture of the tabernacle in the correct places.





EXODUS

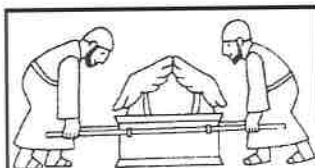

OLDER 76

Part 8 - GOD'S LAWS AND THE TABERNACLE

The Tabernacle Finished -- Exodus 39:32 to 40:38

God's Glory

Use a yellow crayon
to color
the Tabernacle
to show what filled it.
Exodus 40:34.



**What was put
inside the ark?**
Read 40:20 and 31:18

1. In Exodus 39 and 40,
count how many times it
says, "as the LORD
commanded."



2. Count how many times it says, "all that the LORD had commanded."
Is it important to do what the LORD commands?



Setting Up the Tabernacle


Fill in the blanks of Exodus 39:42--40:16.

According to all that the _____ had commanded _____, so the children of _____ did all the work. Then Moses looked over all the work, and indeed they had done it; as the LORD had commanded... And Moses blessed them. Then the LORD spoke to Moses, saying: "On the first day of the first month you shall set up the _____ of the tent of meeting. You shall put in it the _____ of the Testimony, and partition off the ark with the _____. You shall bring in the _____ and arrange the things that are to be set in order on it; and you shall bring in the _____ and light its lamps. You shall also set the _____ of gold for the _____ before the ark of the Testimony, and put up the screen for the door of the tabernacle. Then you shall set the _____ of the _____ before the door of the tabernacle of the tent of meeting. And you shall set the _____ between the tabernacle of meeting and the altar, and put _____ in it. You shall set up the court all around, and hang up the screen at the court gate. And you shall ... _____ the tabernacle and all that is in it... and it shall be _____. You shall _____ the _____ of the burnt offering and all its utensils... The altar shall be most holy. And you shall _____ the _____... You shall put the _____ garments on _____, and _____ him and consecrate him, that he may minister to Me as _____. And you shall bring his sons and clothe them with tunics. You shall anoint them, as you anointed their father, that they may minister to Me as priests..." Thus Moses did; according to all that the LORD had commanded him, so he did.

"Anoint" means to
pour oil on a person
or something
to make them holy
for a special purpose.

**All the work of the tabernacle of the tent of
meeting was finished... according to all that the
LORD had commanded Moses; so they did.**

Exodus 39:32



EXODUS

OLDER 77

Part 8 - GOD'S LAWS AND THE TABERNACLE

PAGE 1

Review of Part 8

This worksheet contains a shaped crossword puzzle on 2 pages.

Read a clue and choose the correct word from the list (on Page 1).

To fill in the words (on Page 2) follow the tiny arrows.

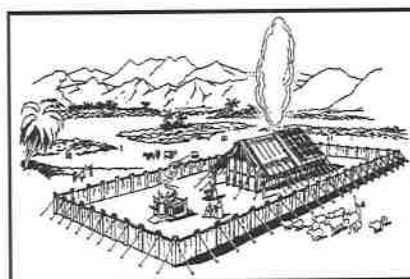
In some cases, a letter from one word is also the same letter for another word.


When 2 words share a common letter that space has darker lines around it.

All references are in Exodus

- (1 right)--What kind of garments the priests wore. (39:41)
(2 down)--Where the priests washed. (30:18,19)
(3 down left)--Where the priest made burnt offerings. (38:1)
(3 down right)--What did Moses have to do to Aaron and his sons to make him priests? (40:12-15)
(4 right)--The piece of furniture that had cherubim over it. (25:20,21)
(5 down)--Where the showbread was placed. (25:30)
(5 right)--These were in the ark. (25:16 y 31:18)
(6 down)--The kind of wood used in making the tabernacle. (26:32; 27:1)
(7 right)--What covered the tabernacle when it was finished? (40:34)
(8 right)--A kind of cloth the curtains were made of. (36:8)
(9 right)--A color used. (25:4)
(10 right)--What was around the courtyard. (27:9)
(10 down)--The part of goats used to make covers for the tabernacle. (35:23)
(11 down)--What kind of offering was made on the altar in the courtyard. (38:1)
(11 down right)--The metal used to make the altar of sacrifice. (27:1,2)
(12 down)--A color used. (36:11)
(13 down left)--What filled the tabernacle when it was finished? (40:34)
(13 down right)--The precious metal used to cover the ark. (38:24)
(14 right)--What burned in the lamps. (27:20)
(15 left)--What gave light. (40:4)
(16 down)--What hung between the holy place and the holy of holies. (26:33)
(17 right)--Who gave Moses the pattern for making the tabernacle. (25:1,9)
(18 down)--What burned on the altar inside the tabernacle. (37:25; 40:5)
(18 right)--Who brought offerings to make the tabernacle. (35:4-9)
(19 right)--What did the people make and worship while Moses was on the mountain? (32:4)
(20 right)--On what mountain did God talk to Moses?. (24:15,16)
(21 right)--The form that was over the tabernacle. (36:14)
(22 right)--The men who served at the tabernacle. (30:30)

ACACIA
ALTAR
ANOINT
ARK
BLUE
BRONZE
BURNT
CALF
CLOUD
GLORY
GOLD
HAIR
HANGINGS
HOLY
INCENSE
ISRAEL
LAMPSTAND
LAVER
LINEN
LORD
OIL
PRIESTS
SCARLET
SINAI
TABLE
TABLETS
TENT
VEIL





EXODUS

Part 8 - GOD'S LAWS AND THE TABERNACLE

Review of Part 8

This worksheet contains a shaped crossword puzzle on 2 pages.

Read a clue and choose the correct word from the list (on Page 1).

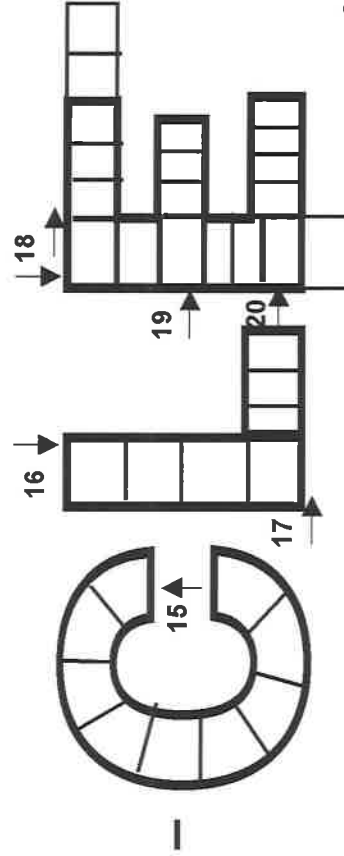
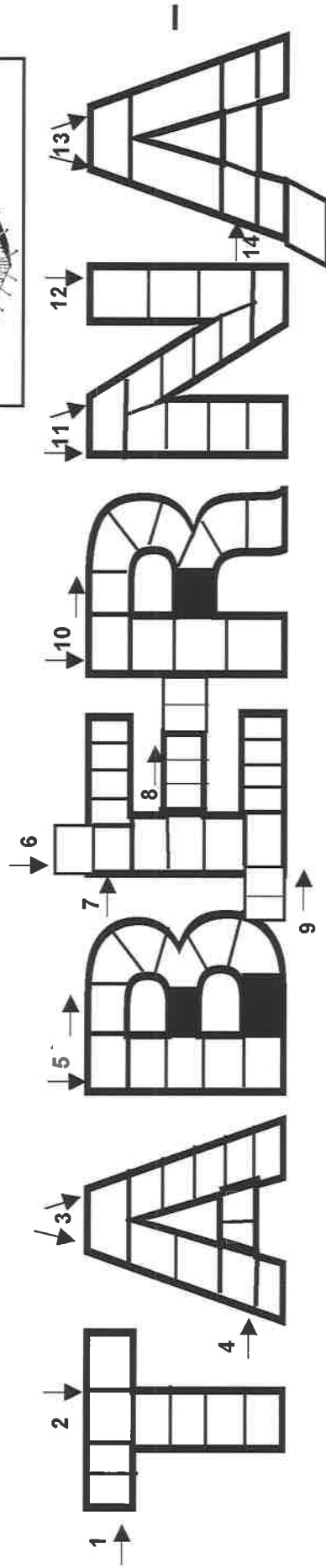
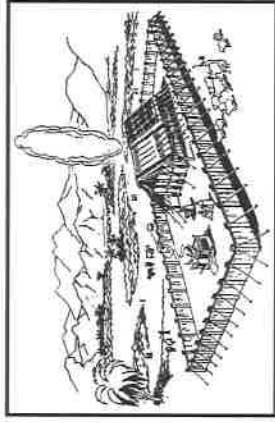
To fill in the words (on Page 2) follow the tiny arrows.

In some cases, a letter from one word is also the same letter for another word.

When 2 words share a common letter that space has darker lines around it.

OLDER 77

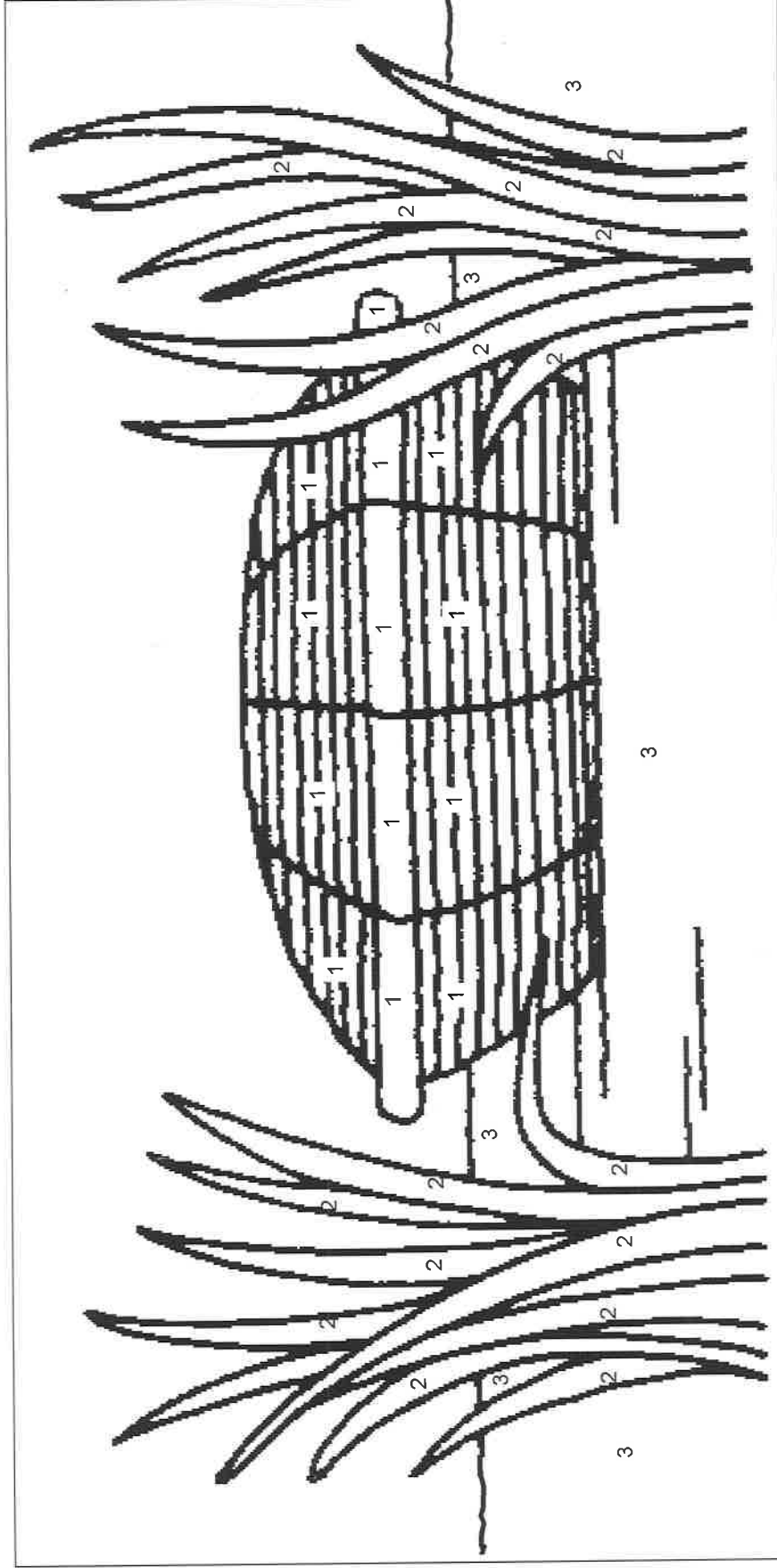
PAGE 2



Moses' Birth

Exodus 1:1 to 2:10

Younger Worksheet 48



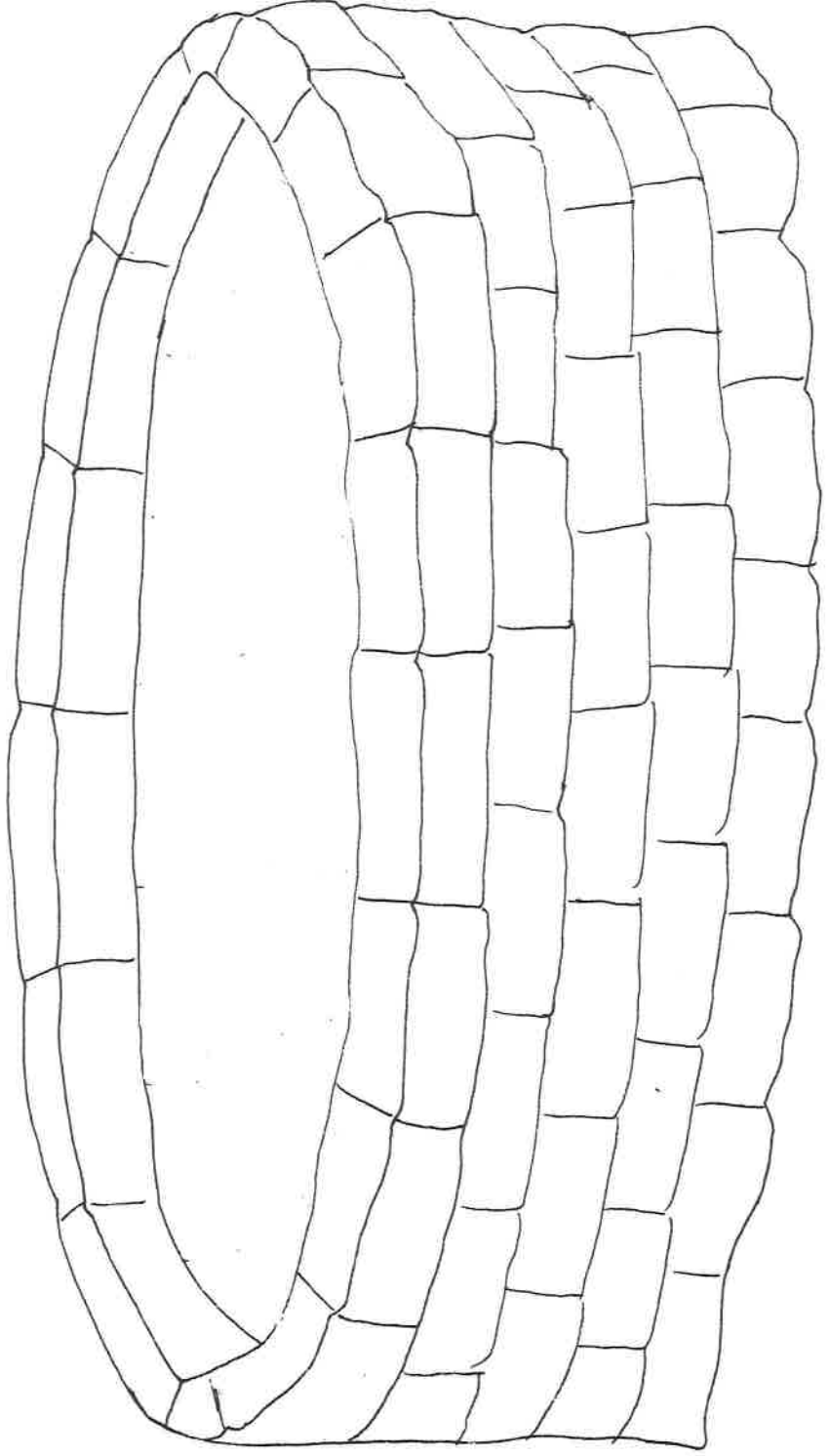
**"The child grew, and she brought him to
Pharaoh's daughter, and he became her son.
So she called his name Moses."
Exodus 2:10**

Moses Flees from Egypt

Exodus 2:11-25

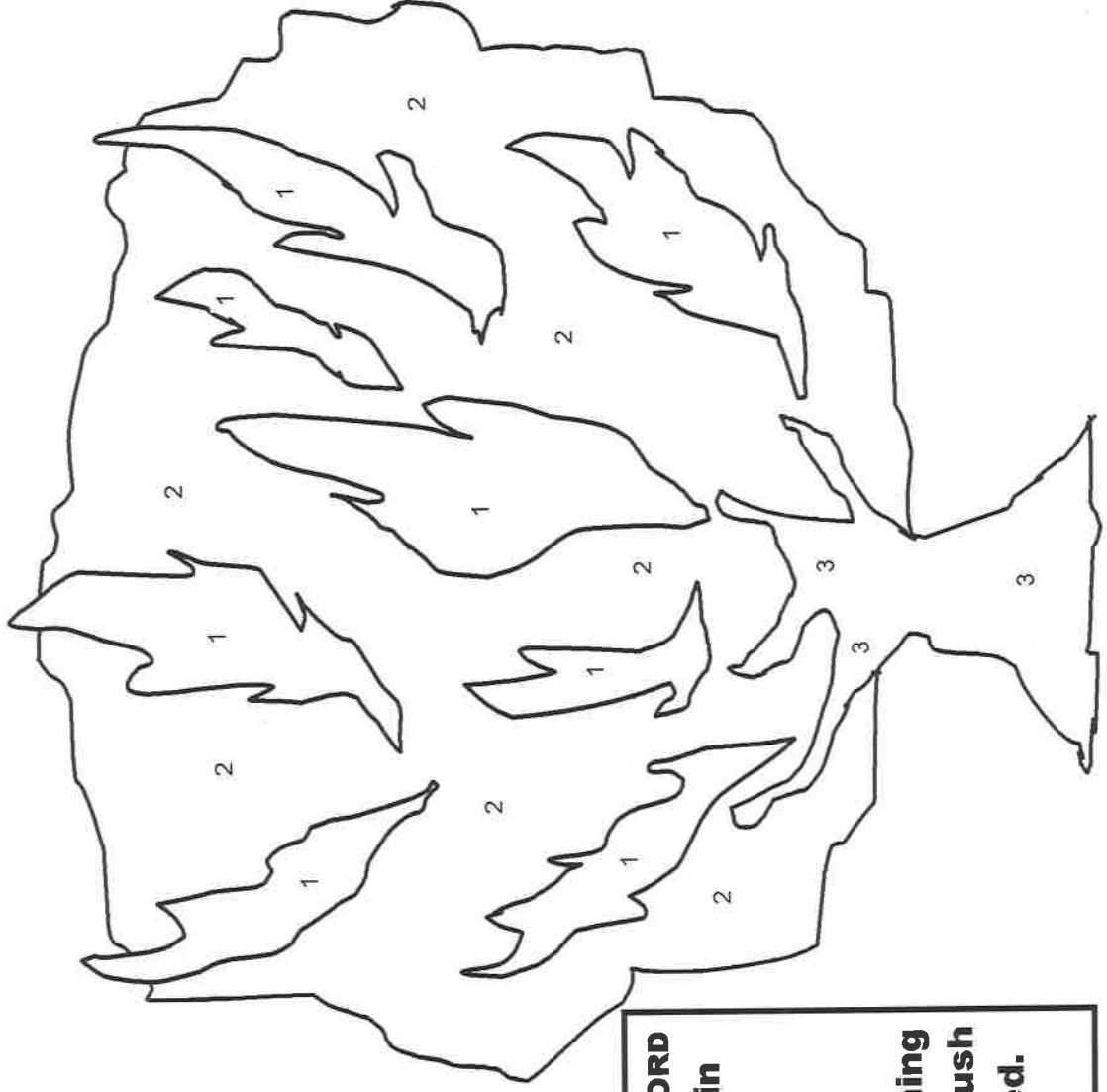
**Moses fled from the face of Pharaoh
and dwelt in the land of Midian.**

Exodus 2:15



The Burning Bush

Exodus 3:1 to 4:17



**The Angel of the LORD
appeared to him in
a flame of fire
from the midst
of a bush...**

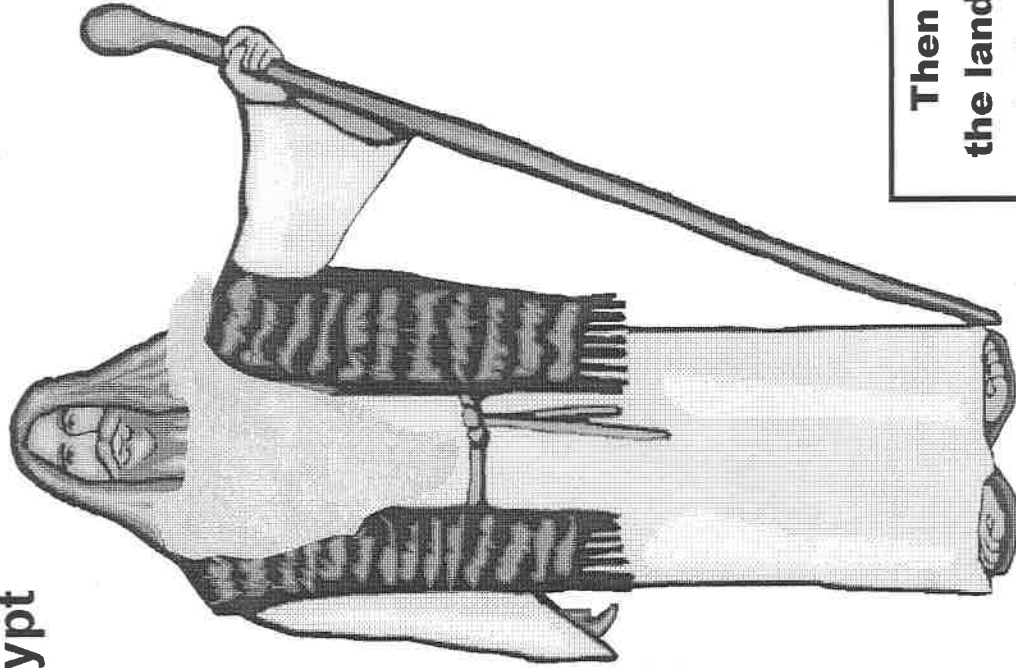
**The bush was burning
with fire, but the bush
was not consumed.**

Exodus 3:2

Moses Returns to Egypt

Exodus 4:18-23, 27-31

Younger Worksheet 51



Paste here
what the rod turned into
when Moses threw it down.

Then Moses...returned to
the land of Egypt. And Moses
took the rod of God in his hand.

Exodus 4:20

Pharaoh Makes Life Difficult

Exodus 5:1-21


**"Since I came to Pharaoh
to speak in Your name [LORD]
he has done evil to this people."**

Exodus 5:23



The LORD Promises Freedom

Exodus 5:22 to 6:13; and 6:28 to 7:7



Aaron

The LORD said to Moses, "Now you shall see what I will do to Pharaoh. For with a strong hand he will let them go, and with a strong hand he will drive them out of his land... You shall speak all that I command you. And Aaron your brother shall speak to Pharaoh to send the children of Israel out of his land. "

Exodus 6:1; 7:2

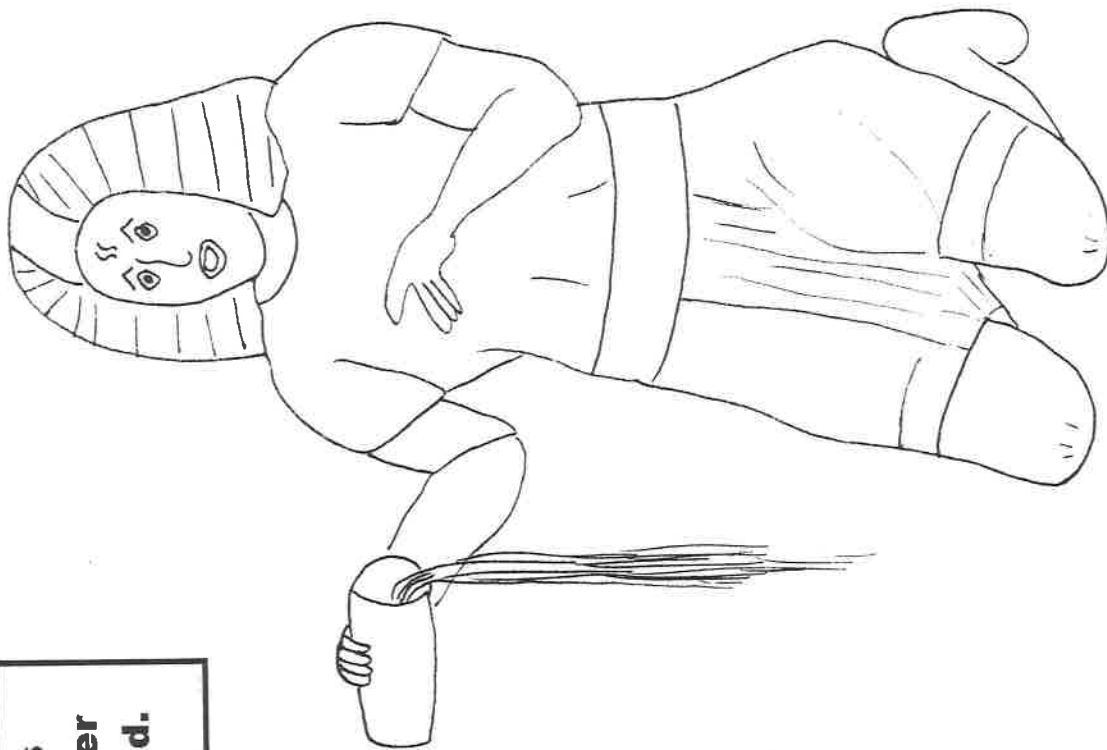
The LORD Sends the Plague of Blood

Exodus 7:6-25

Younger Worksheet 54

**And all the waters
that were in the river
were turned to blood.**

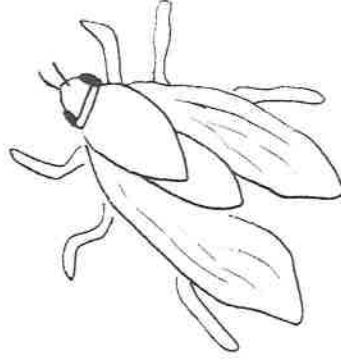
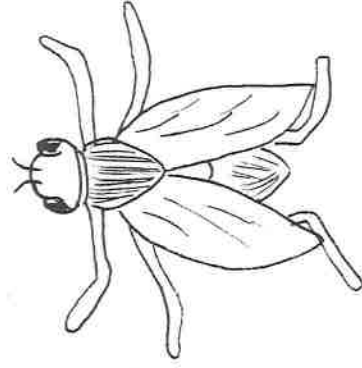
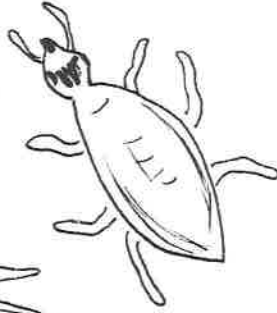
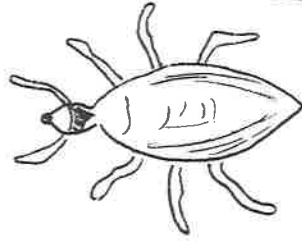
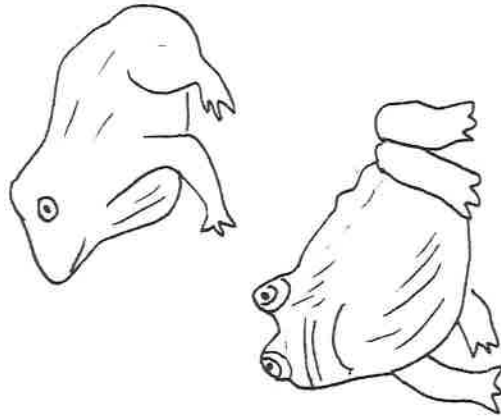
Exodus 7:20



The LORD Sends the Plagues of Frogs, Lice, and Flies

Exodus 8

Younger Worksheet 55



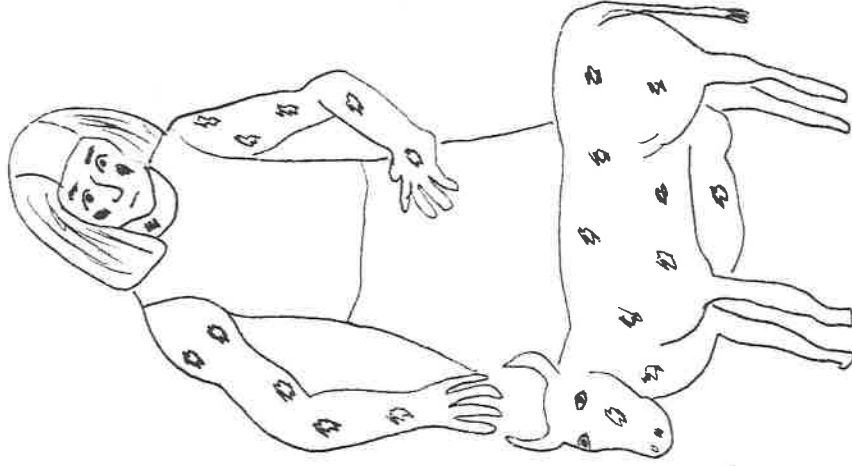
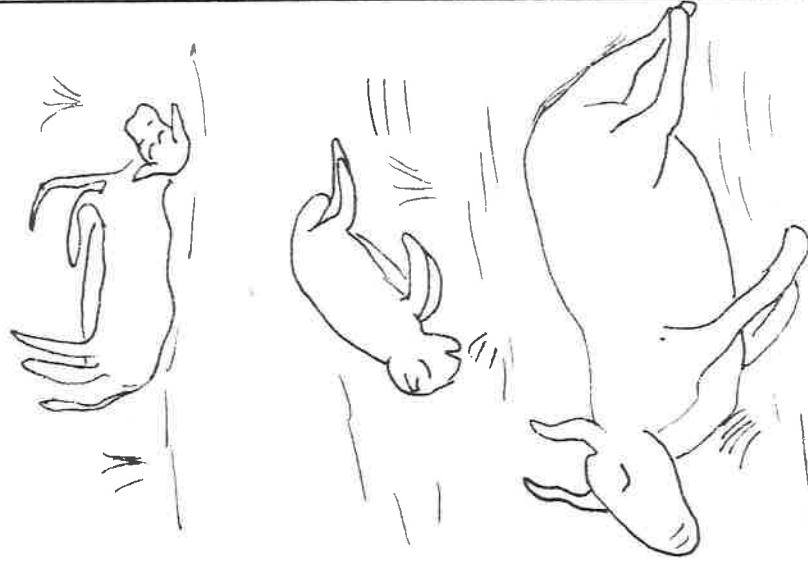
**Aaron stretched out his hand...
frogs came up...Aaron struck
the dust...and it became lice...
Thick swarms of flies came...
into all the land of Egypt.**

Exodus 8:6,17,24

The LORD Sends the Plagues of Pestilence, Boils, and Hail on Livestock


Exodus 9

Younger Worksheet 56



**All the livestock of Egypt died...
dust caused boils that break
out in sores on man and beast
...the LORD sent thunder, hail,
and fire on the land of Egypt.**

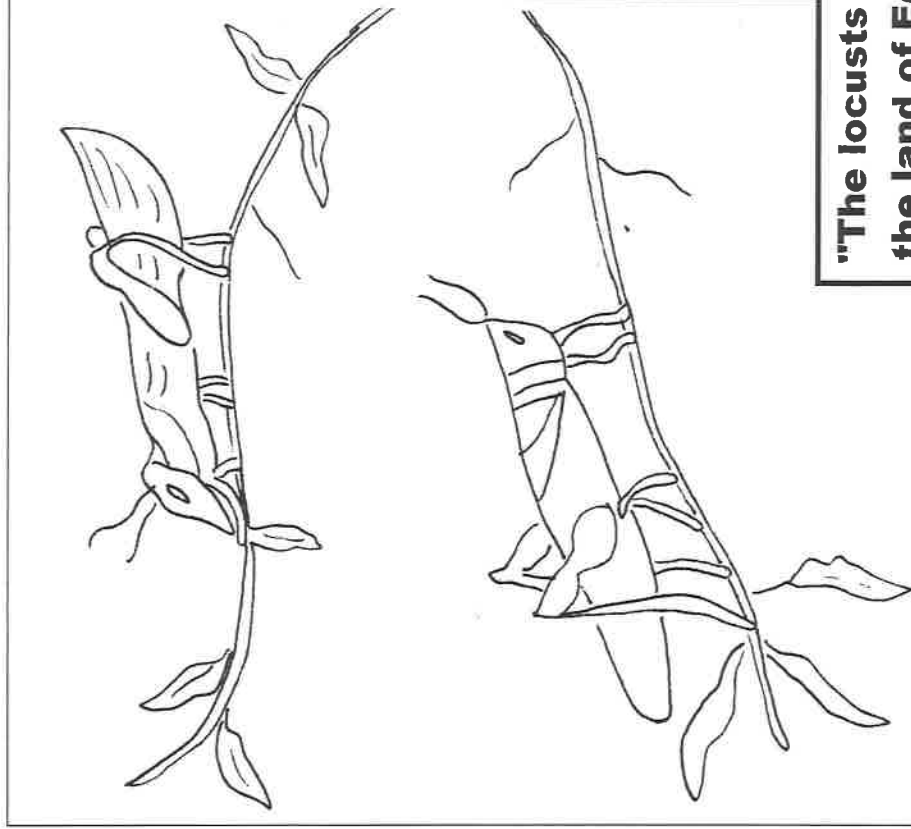
Exodus 9:6,10,23



The Lord Sends the Plagues of Locusts and Darkness


Exodus 10

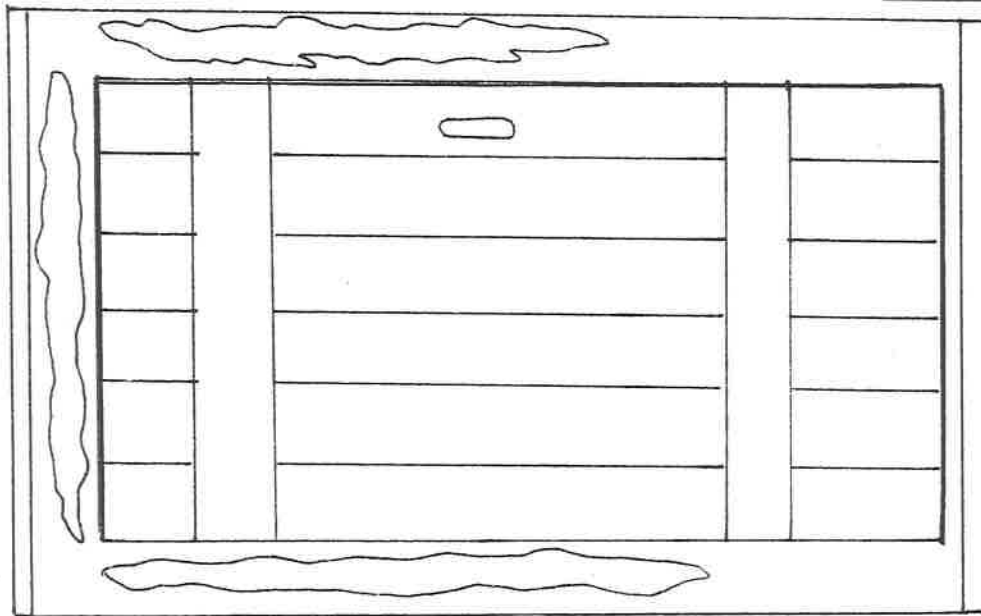
Younger Worksheet 57



"The locusts went up over all the land of Egypt... and there was thick darkness in all the land of Egypt three days."

Exodus 10:14,22





58

The Passover

Exodus 11:1 to 12:30; and 12:43 to 13:16



**It is the Passover sacrifice
of the LORD, who passed over
the houses of the children of
Israel in Egypt...at midnight
that the LORD struck all the
firstborn in the land of Egypt.**

Exodus 12:27,29

The Israelites Leave Egypt

12:31-42 and 13:17-22

Younger Worksheet 60




**The children of
Israel...
all the armies
of the LORD
went out from
the land of Egypt.**
Exodus 12:40,41

The Red Sea

Exodus 14:1 to 15:21

Younger Worksheet 61



**So the children of Israel went
into the midst of the sea
on the dry ground, and
the waters were a wall to them
on their right hand
and on their left.**

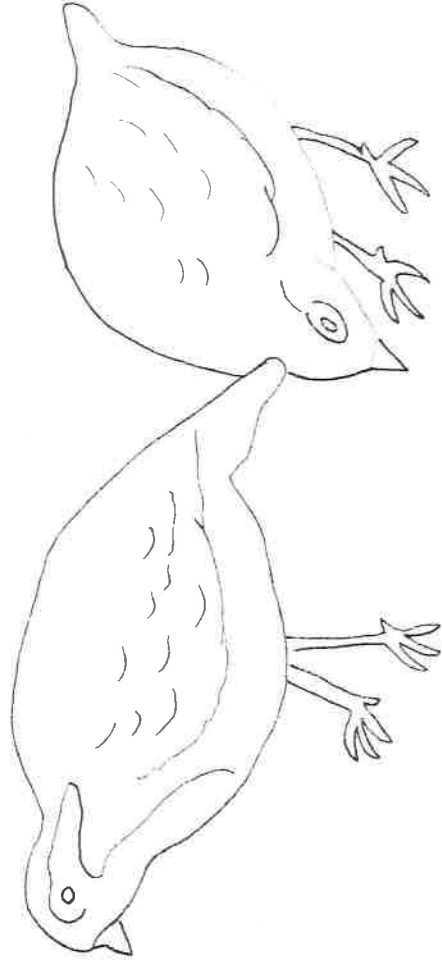

Exodus 14:22

The Israelites Complain

Exodus 15:22 to 16:36

**Then the whole congregation
of the children of Israel
complained against
Moses and Aaron
in the wilderness.**

Exodus 16:2



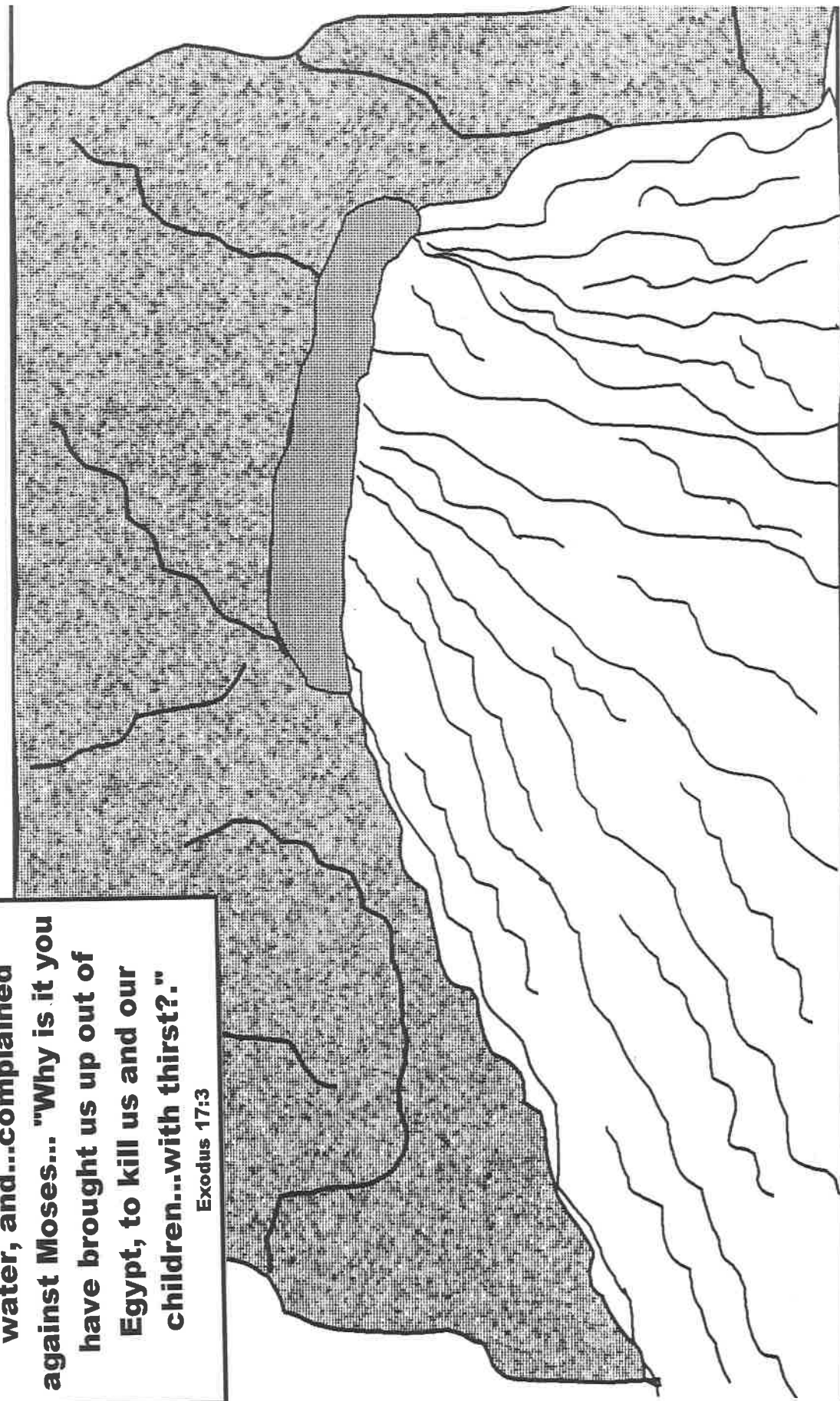
Water From the Rock

Exodus 17

Younger Worksheet 63

The people thirsted there for water, and...complained against Moses... "Why is it you have brought us up out of Egypt, to kill us and our children...with thirst?"

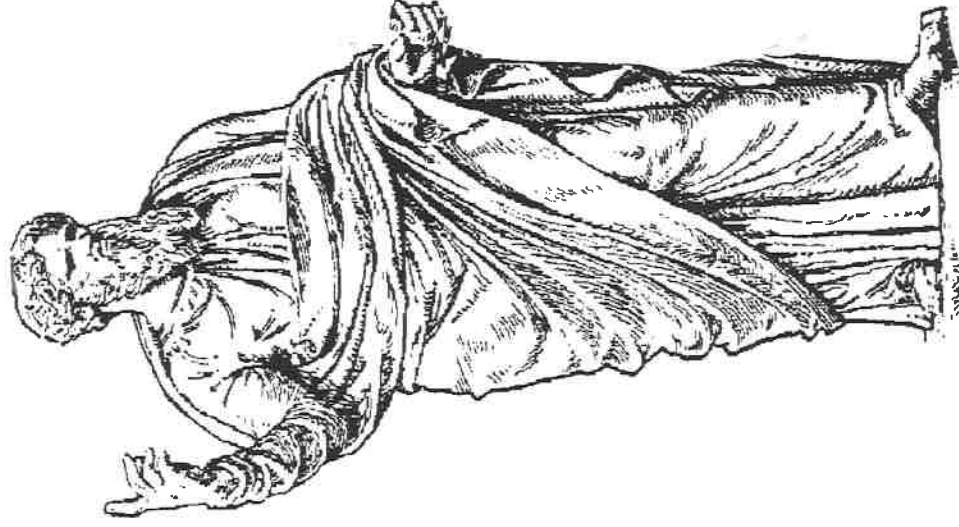
Exodus 17:3



Jethro Visits Moses

Exodus 18

Younger Worksheet 64



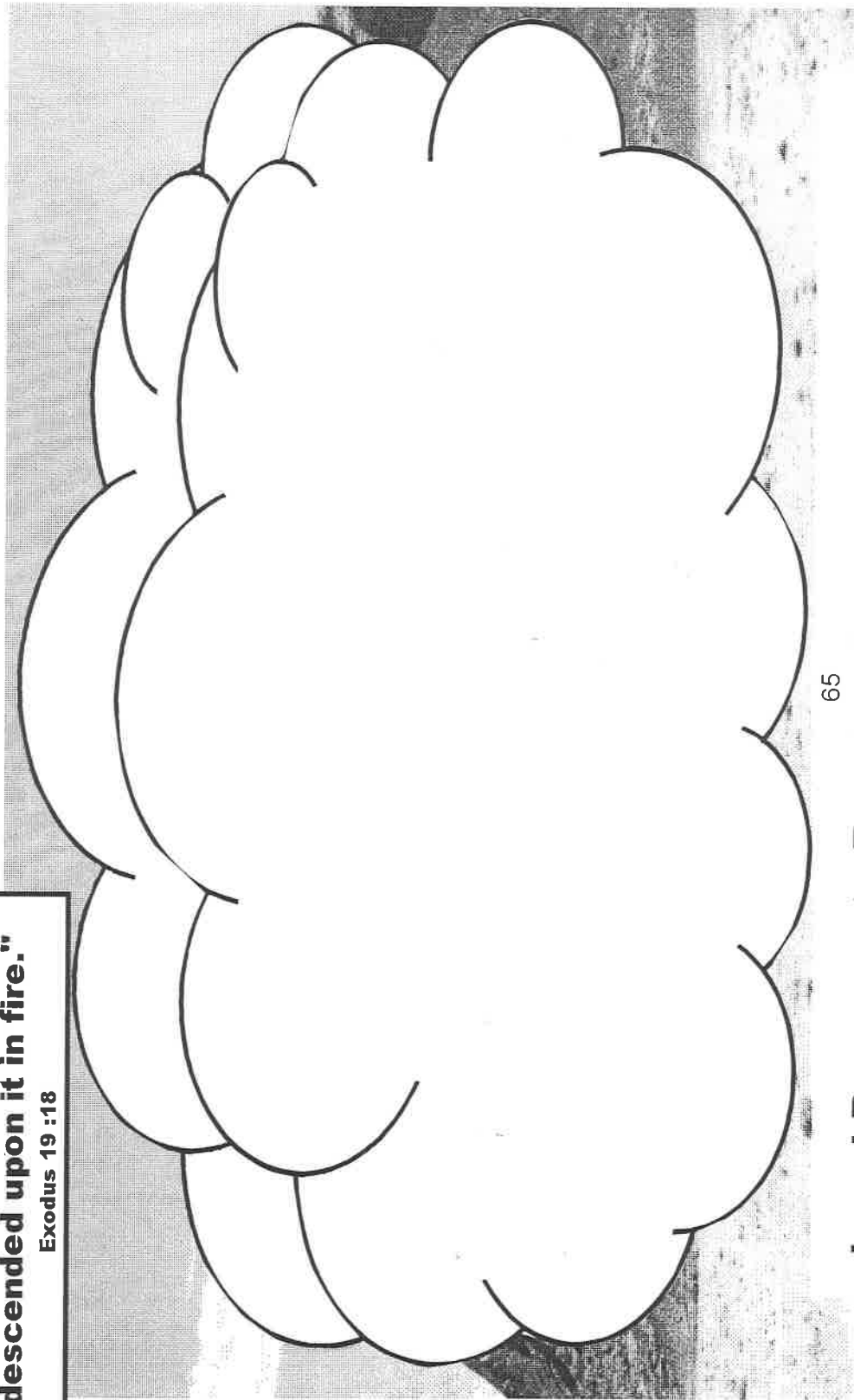
**"Moses heeded the voice of
his father-in-law and...chose
able men...and made them
heads over the people."**

Exodus 18 :24,25

**"Mount Sinai was completely
in smoke, because the LORD
descended upon it in fire."**

Exodus 19 :18


Younger Worksheet 65



65

Israel Prepares to Receive the Ten Commandments

Exodus 19:1 to 20:21



66

The Ten Commandments

Exodus 20:1-17

The Sabbath Laws

Exodus 20:8-11; 23:12; 31:12-17; 34:21; 35:1-3

March						
<u>Sunday</u>	<u>Monday</u>	<u>Tuesday</u>	<u>Wednesday</u>	<u>Thursday</u>	<u>Friday</u>	<u>Saturday</u>
	1	2	3	4	5	6
7	8	9	10	11	12	13
14	15	16	17	18	19	20
21	22	23	24	25	26	27
28	29	30	31			

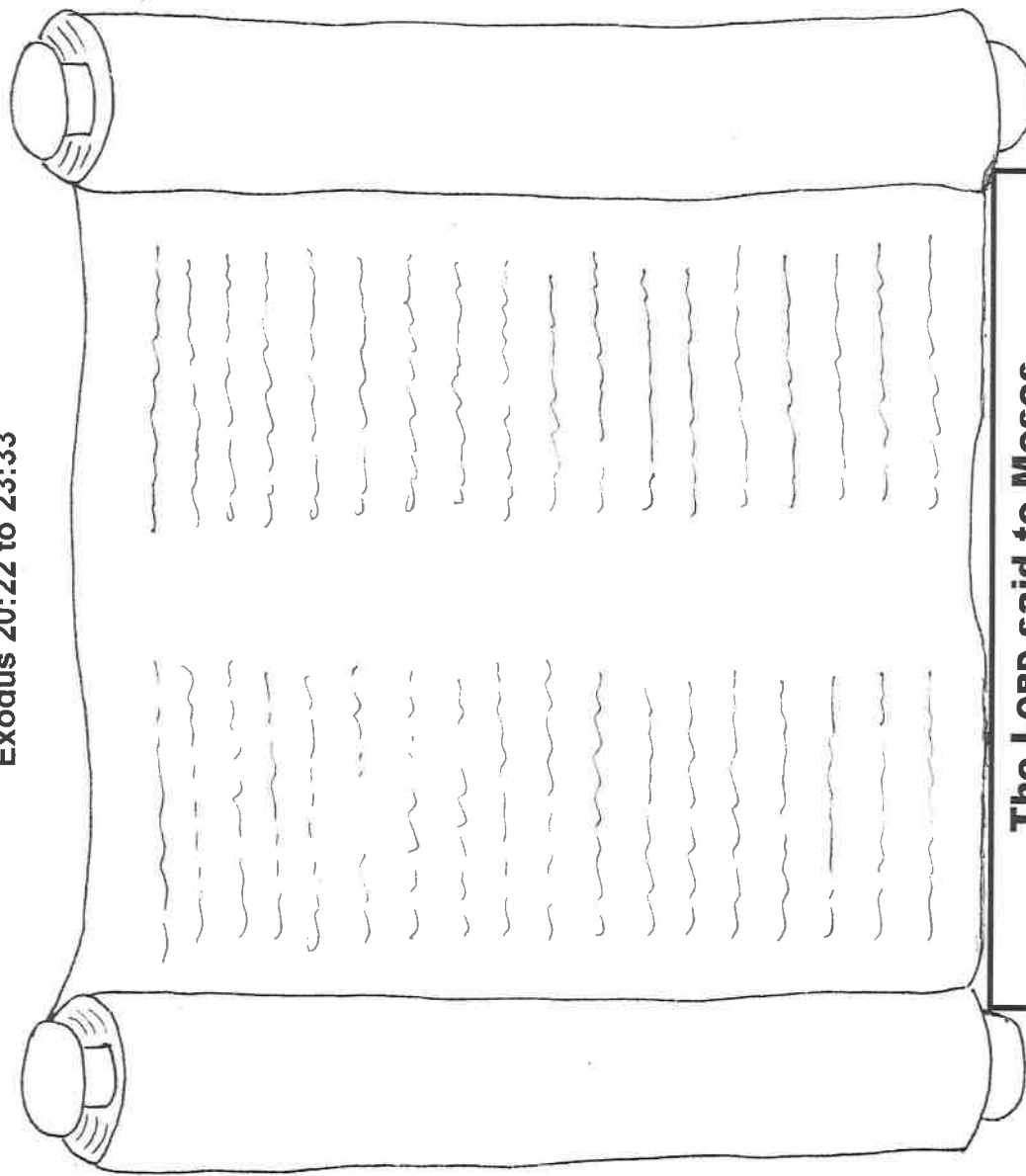
The LORD said: "Israel shall keep the Sabbath...It is a sign between Me and the children of Israel forever."

Exodus 31:16,17

More Laws of God For Israel

Exodus 20:22 to 23:33

Younger Worksheet 69




The LORD said to Moses,

"Thus you shall say to the children of Israel...These are the judgments which you shall set before them."

Exodus 20:22 and 21:1

Moses on Mount Sinai

Exodus 24:1 to 31:18



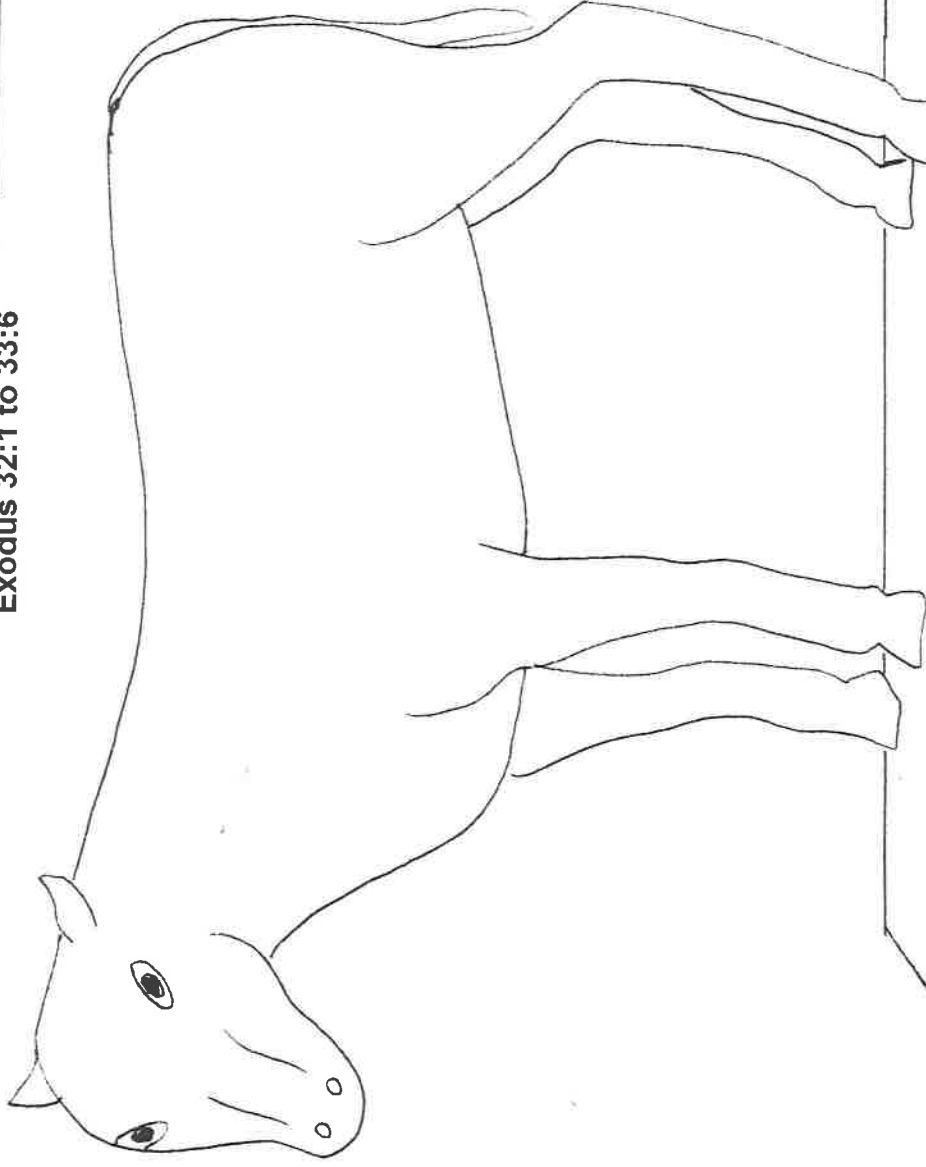
**The LORD said to Moses,
"Come up to the Lord, you and Aaron, Nadab and Abihu, and
seventy of the elders of Israel, and worship from afar."**

Exodus 24:1

The Golden Calf

Exodus 32:1 to 33:6

Younger Worksheet 71




**Aaron... made a molded calf.
Then they said, "This is your god,
O Israel, that brought you
out of the land of Egypt!"**

Exodus 32:3,4

Moses and the Glory of the LORD

Exodus 33:7-23

Younger Worksheet 72




**The LORD spoke to Moses
face to face, as a man
speaks to his friend.**

Exodus 33:11

Moses Receives Two New Tablets

Exodus 34:1-35

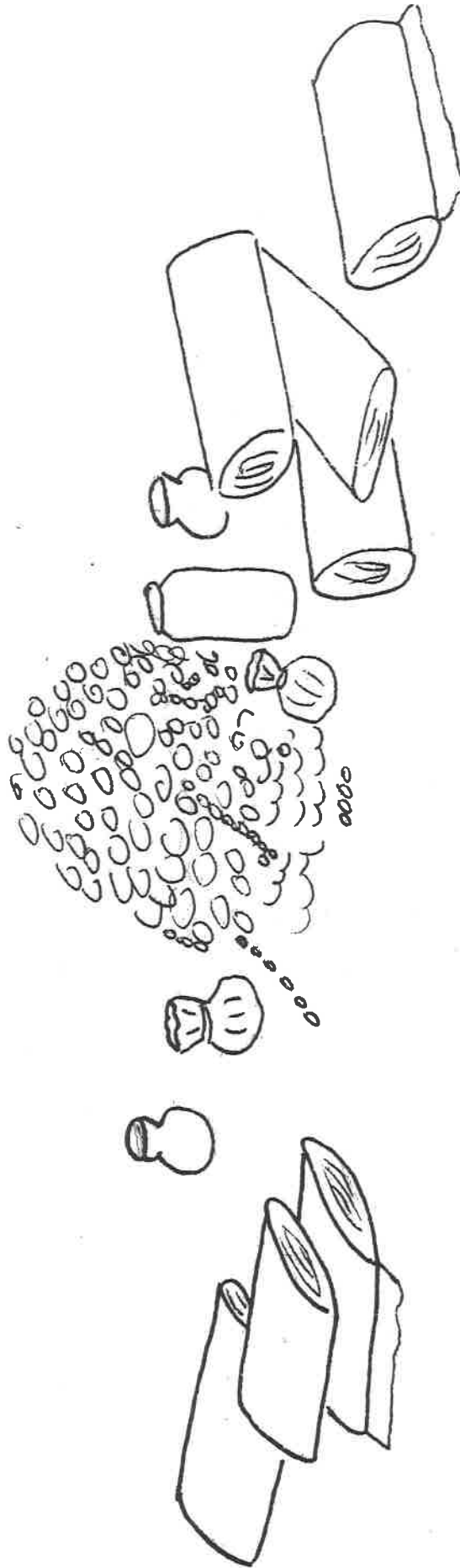
Younger Worksheet 73



**The LORD said
to Moses,
"I will write
on these
tablets the
words that
were on the
first tablets
which you
broke.
Exodus 34:1**

The Offering for the Tabernacle

Exodus 25:1-9; 35:4 to 36:7; 38:24, 25, 29



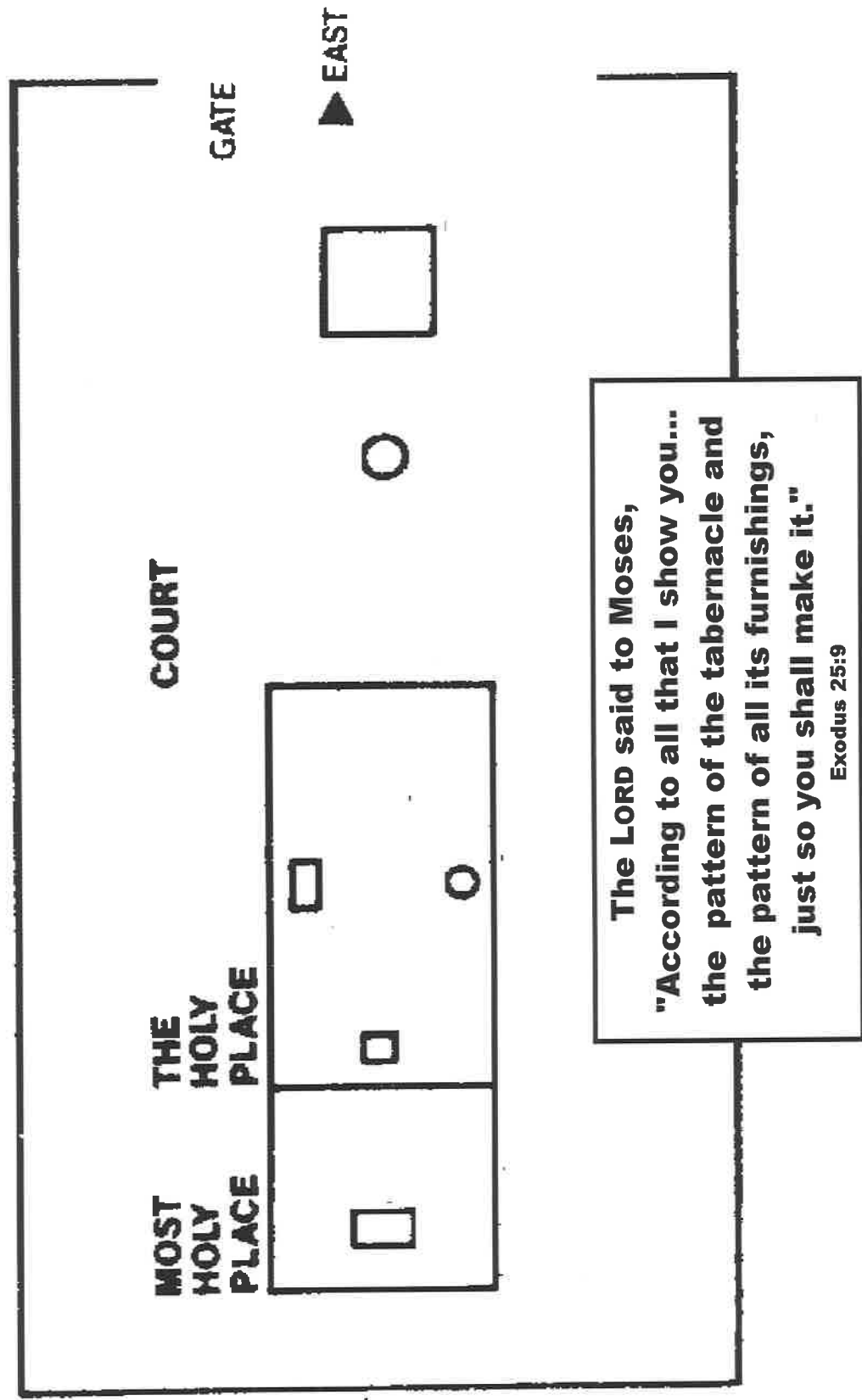
All the congregation of the children of Israel...whose heart was stirred, and everyone whose spirit was willing...brought the LORD's offering for the work of the tabernacle

Exodus 35:20,21

Exodus 36:8 to 38:31 (with chapters 25--27)

and the Priests' Clothes

Exodus 39:1-31 (with chapters 28--31)

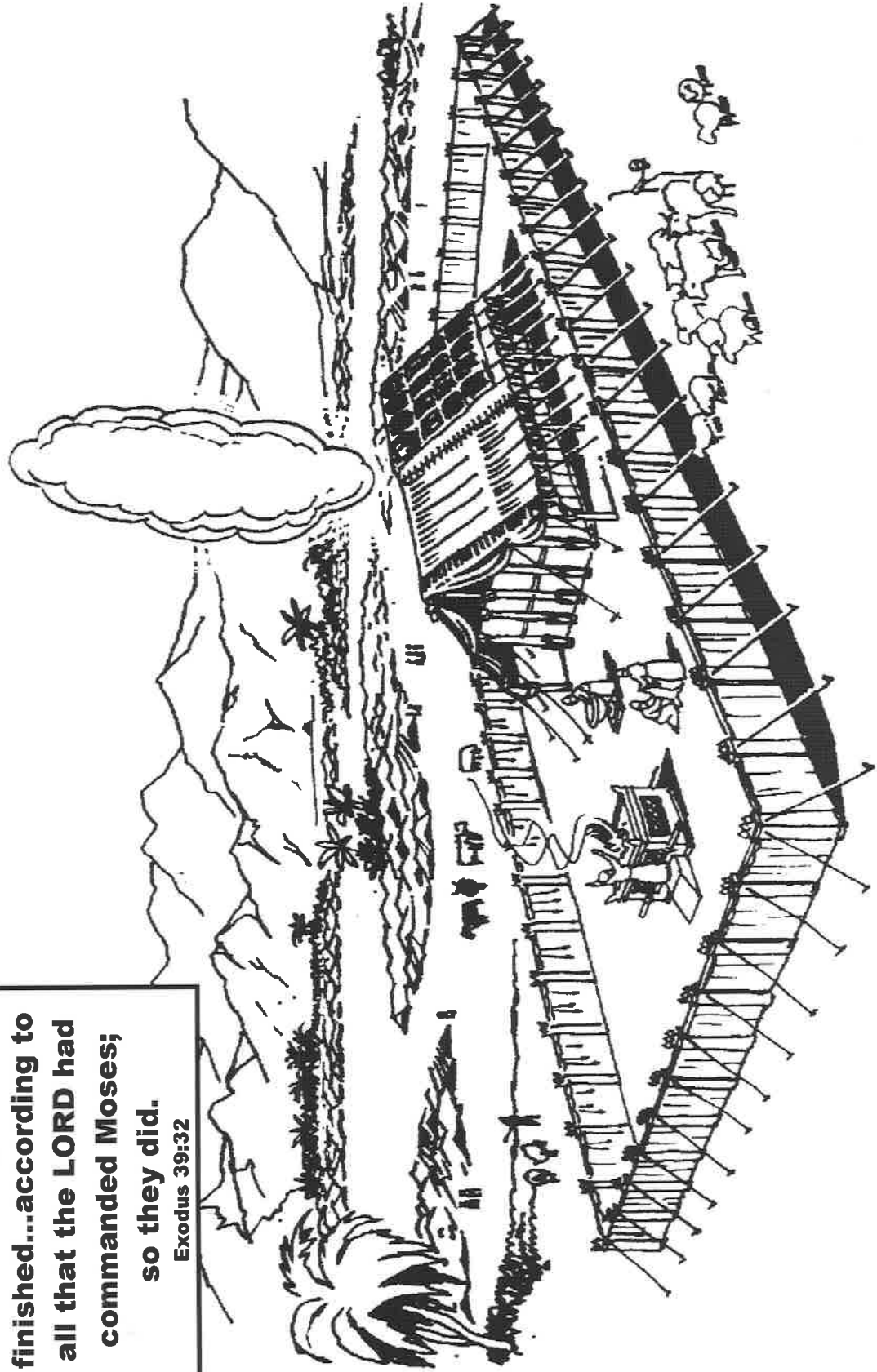


The Tabernacle Finished

Exodus 39:32 to 40:38

**All the work of the
tabernacle of the tent
of meeting was
finished...according to
all that the LORD had
commanded Moses;
so they did.**

Exodus 39:32




Exodus Tells Us About: Moses in Egypt (Part 6--Exodus 1 -- 13)

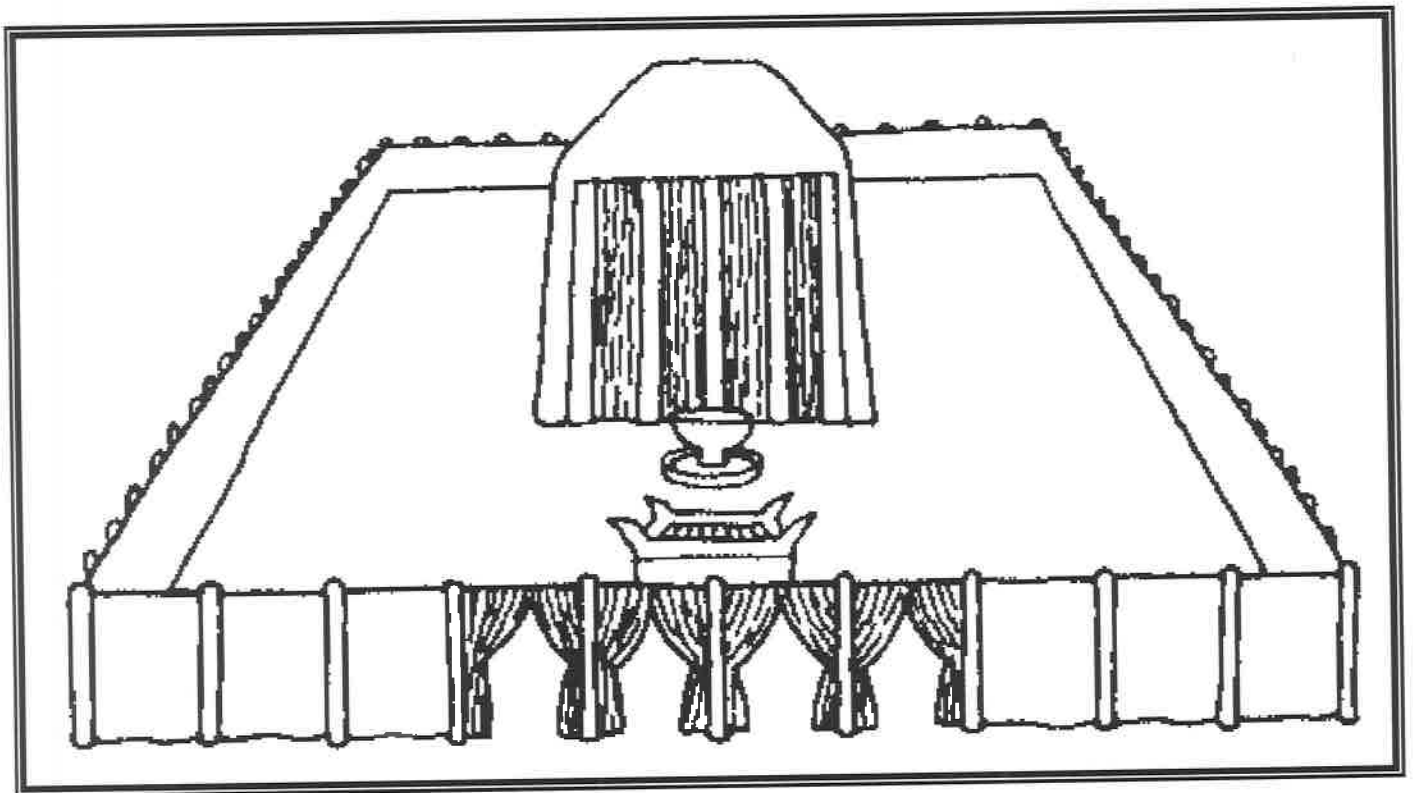


Exodus Tells Us: The Israelites Leave Egypt

(Part 7--Exodus 12 -- 20)



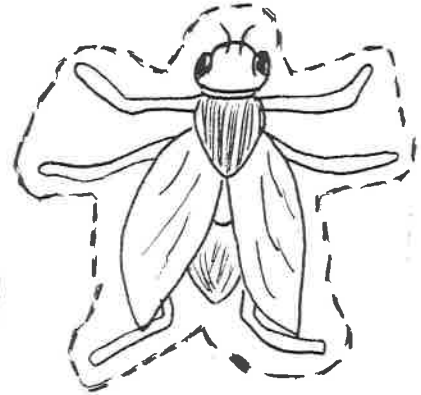
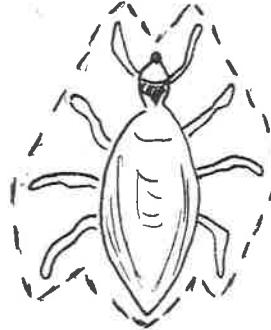
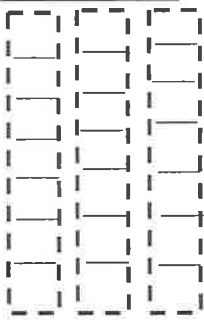
Exodus Tells Us About: God's Laws and The Tabernacle (Part 8--Exodus 20 -- 40)



Lesson 55

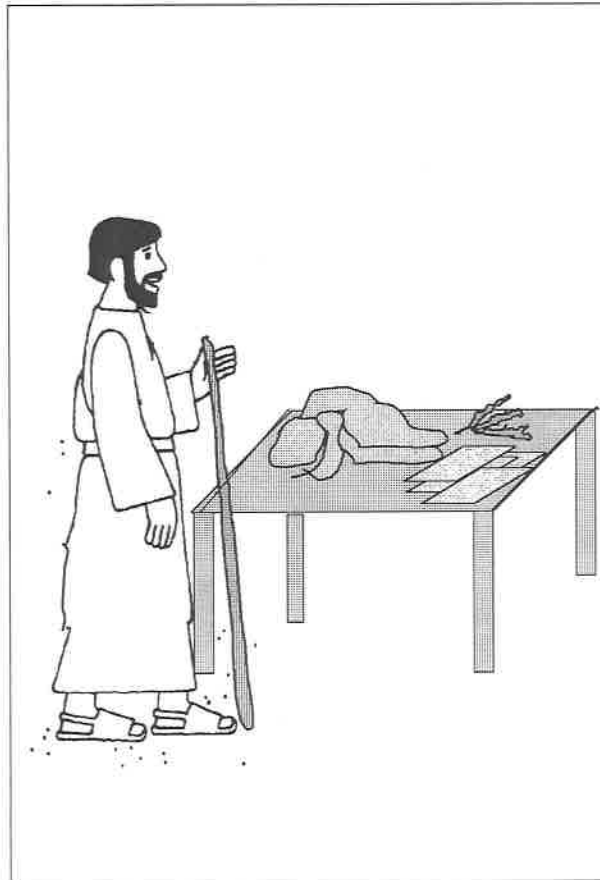
To make the spring:

1. Cut out on the broken line.
2. Fold it back and forth on the solid lines.
3. Paste one end to the back of the colored figures.
4. Paste the other end to the figures on the picture.



Lesson 58

After cutting door on the worksheet to open, Paste this outer edge to the back of worksheet behind door.




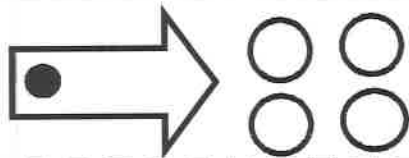
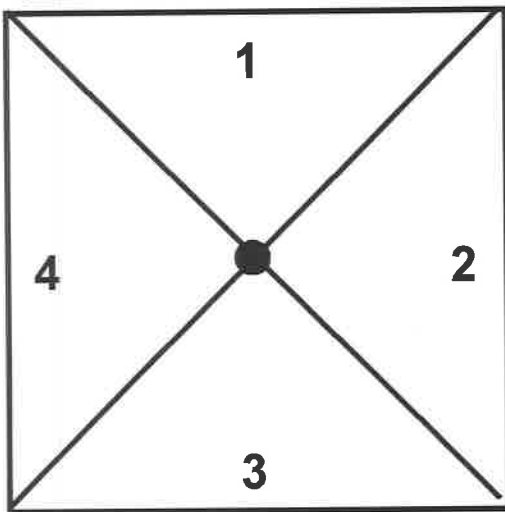
Lesson 70 Cut out on broken line.



Lesson 75

Lesson 51



Lesson 69Game Spinner--Lesson 78

מֵעַתָּה אֵמַר יְהוָה

יֵשְׂרָאֵל בֵּן אֵמַר


Lesson 66

Paste these items in the order numbered. See picture for the accordion book.

#3 Cut the corners curved to fit.

***"I am the LORD your God,
who brought you out
of the land of Egypt,
out of the house of bondage.
You shall have no other gods before Me.
You shall not make for yourself
a carved image...you shall
not bow down to them nor serve them.
You shall not take the name of the Lord
your God in vain.
Remember the Sabbath day,
to keep it holy.
Honor your father and your mother.
You shall not murder.
You shall not commit adultery.
You shall not steal.
You shall not bear false witness.
You shall not covet."***


#1



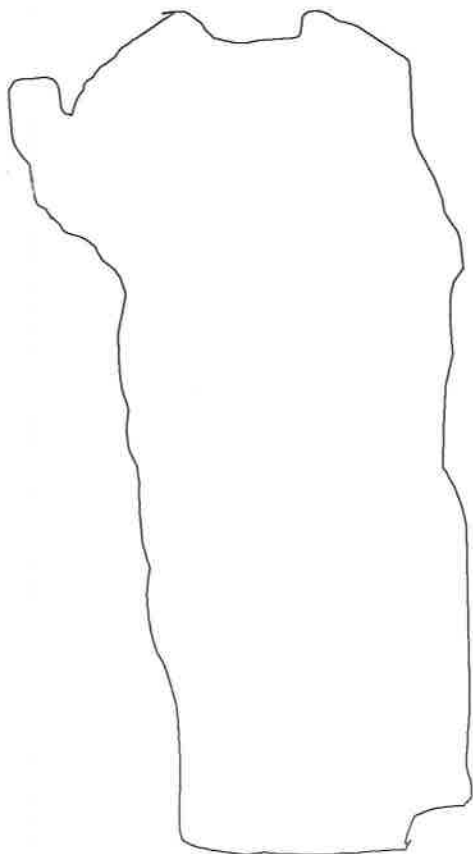
#2

GOD spoke saying:

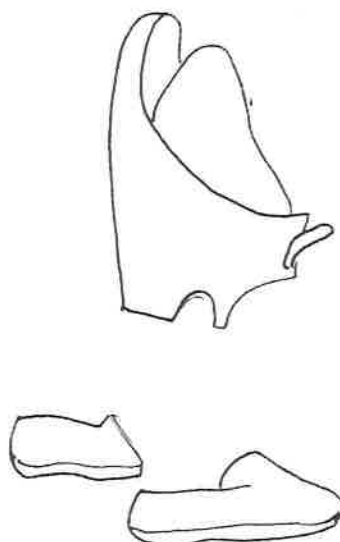
Lesson 49 (bricks, water)




Lesson 64 (Jethro's clothes)



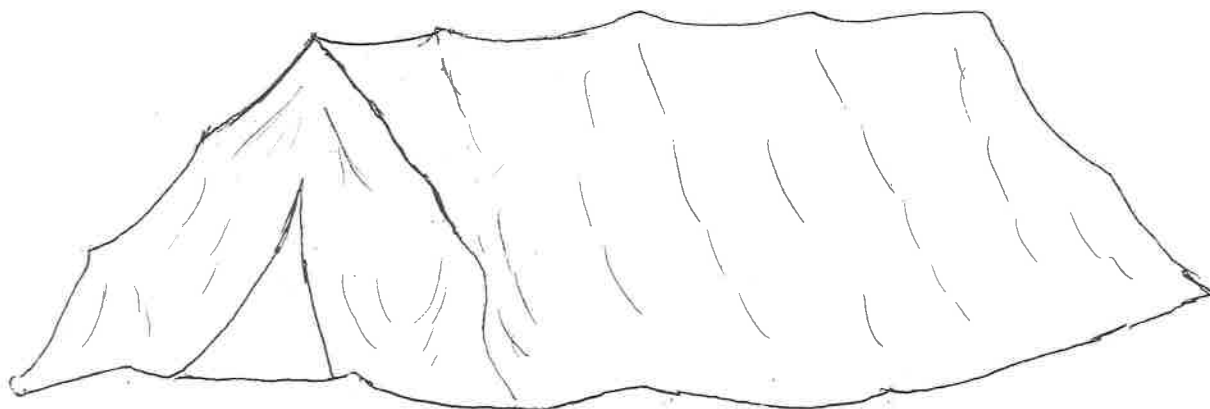
Lesson 52 (crown, shoes)



Lesson 71 gold calf



Lesson 72 tent to make out of cloth





EXODUS

Extra Things for Worksheets

OLDER

Lesson 49


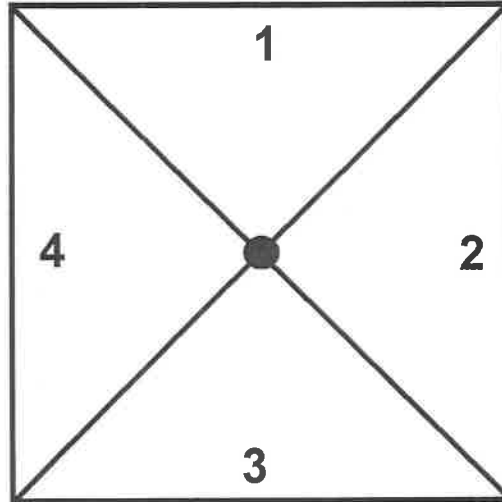
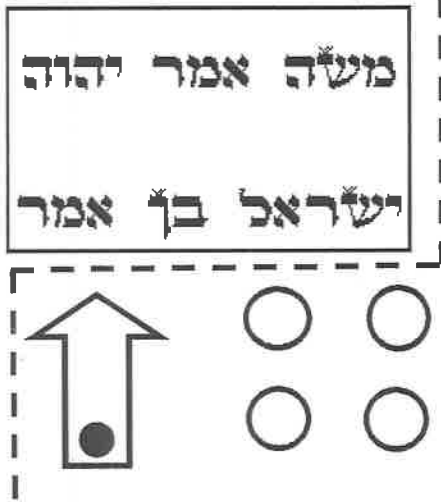
Lesson 75



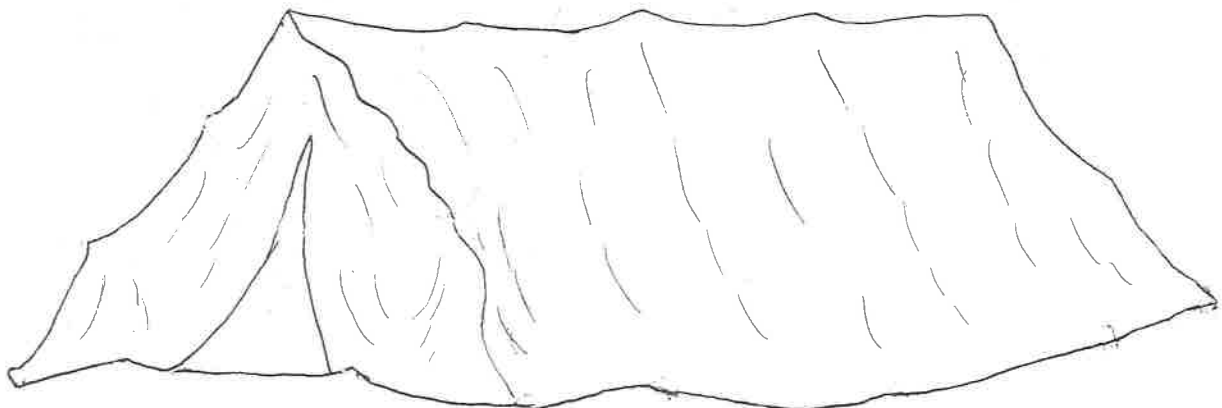
Lesson 69

Game Pieces--Lesson 78

Lesson 62 (manna and quail)



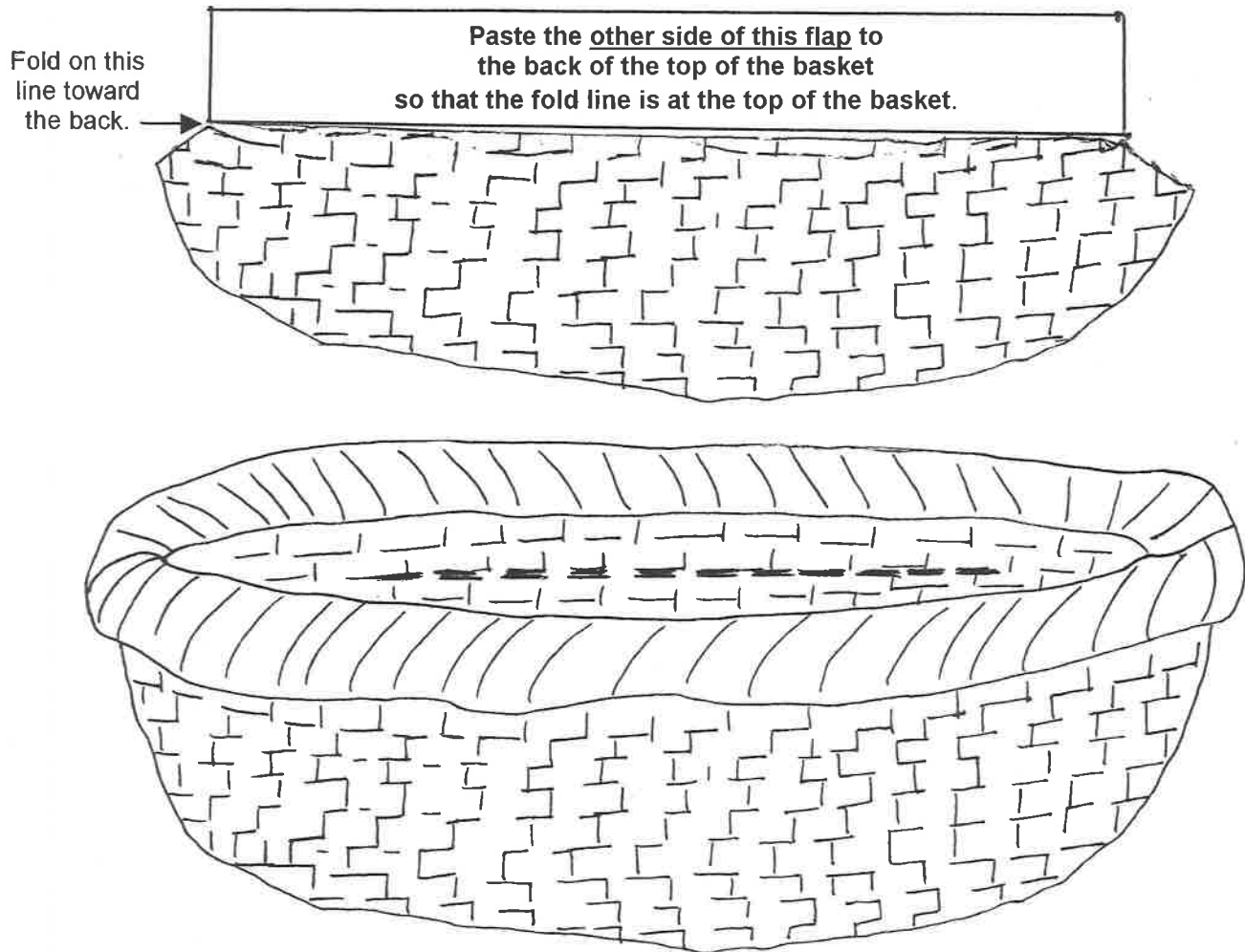
Lesson 72 Pattern to make cloth tent



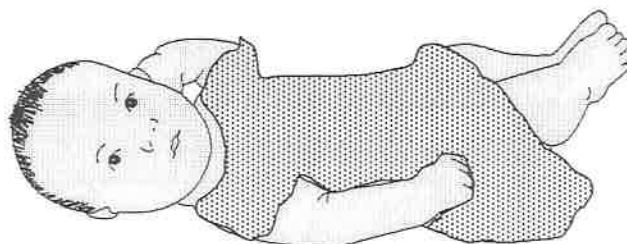
Projects for EXODUS -- Pieces, Patterns, and Instructions

PART 6 -- A basket for baby Moses

Each student needs a copy of this page to make the basket and the baby.




1. Color the baby, the basket and the basket top.
2. Cut out the basket. Cut a slit on the heavy broken line.
3. Cut out the baby. Place him through the heavy broken line so he looks like he is in the basket.
4. Cut out the basket top including the extra flap. Glue the flap to the back of the basket so the lid can be folded down over the basket.
5. Write **Baby Moses** on the basket.



Projects for EXODUS -- Pieces, Patterns, and Instructions

PART 7 -- Ten commandments tablets out of cardboard. Page 1

1. Use this pattern to cut out **two** tablets of heavy poster board for **each student**.
2. Each student cuts out the strips of paper containing the ten commandments on his copy.
3. Paste 5 of the commandments on each tablet in the proper order.
4. Write across the top of each tablet: ***The Ten Commandments were given to Israel.***



PART 7 -- Ten commandments tablets out of cardboard.**Page 2**

Every student needs a copy of this page.

The ten commandments to paste on the tablets.

1. Have no other gods.

2. Do not make images to bow down to.

3. Do not take the name of the Lord God in vain.

4. Remember the Sabbath day.

5. Honor your father and your mother.

6. Do not murder.

7. Do not commit adultery.

8. Do not steal.

9. Do not give false testimony.

10. Do not covet.

Projects for EXODUS -- Pieces, Patterns, and Instructions

PART 8 -- A scroll with some of the laws that God gave Israel.

Each student needs: --a strip of white paper 20 inches long and 5½ inches wide;

--two dowel sticks, or other straight sticks, 7 inches long;

--a copy of the laws below to paste on their paper;

--a narrow strip of cloth or ribbon to tie the scroll when finished.

1. Cut out the 2 strips of laws below.

2. Leaving 2½ inches on either end of the paper,

paste the laws end #1 to end #2 on the strip of paper.

3. Paste one dowel stick to either end of the strip of paper. Dry thoroughly.

4. After pasting the strips of laws, write across the top of the long paper: ***Laws given to Israel by God***

5. Roll the dowels toward each other until they meet in the middle. Tie the rolled up scroll with a ribbon or strip of cloth.

"If a man steals an ox or a sheep, and slaughters (#1) it or sells it, he shall restore five oxen for an ox and four sheep for a sheep. If the thief is found breaking in, and he is struck so that he dies, there shall be no guilt for his bloodshed. If the sun has risen on him, there shall be guilt for his bloodshed. He should make full restitution; if he has nothing, then he shall be sold for his theft. If the theft is certainly found alive in his hand, whether it is an ox or donkey or sheep, he shall restore double. If a man causes a field or vineyard to be grazed, and lets loose his animal, and it feeds in another man's field, he shall make restitution from the best of his own field and the best of his own vineyard. If fire breaks out and catches in thorns, so that stacked grain, standing grain, or the field is consumed, he who kindled the fire shall surely make restitution. If a man delivers to his neighbor money or articles to keep, and it is stolen out of the man's house, if the thief is found, he shall pay double. If the thief is not found, then the master of


the house shall be brought to the judges to see whether he has put his hand into his neighbor's goods. For any kind of trespass, whether it concerns an ox, a donkey, a sheep, or clothing, or for any kind of lost thing which another claims to be his, the cause of both parties shall come before the judges; and whomever the judges condemn shall pay double to his neighbor. You shall not revile God, nor curse a ruler of your people. You shall not circulate a false report. Do not put your hand with the wicked to be an unrighteous witness. You shall not follow a crowd to do evil; nor shall you testify in a dispute so as to turn aside after many to pervert justice. You shall not show partiality to a poor man in his dispute. "And you shall take no bribe, for a bribe blinds the discerning and perverts the words of the righteous. Also you shall not oppress a stranger, for you know the heart of a stranger, because you were strangers in the land of Egypt. Six years you shall sow your land and gather in its produce, but the seventh year

(#2) you shall let it rest and lie fallow, that the poor of your people may eat; and what they leave, the beasts of the field may eat. In like manner you shall do with your vineyard and your olive grove. Six days you shall do your work, and on the seventh day you shall rest, that your ox and your donkey may rest, and the son of your female servant and the stranger may be refreshed. And in all that I have said to you, be circumspect and make no mention of the name of other gods, nor let it be heard from your mouth. Three times you shall keep a feast to Me in the year: I will drive out the Hivite, the Canaanite, and the Hittite from before you. Little by little I will drive them out from before you, until you have increased, and you inherit the land. And I will set your bounds from the Red Sea to the sea, Philistia, and from the desert to the River. For I will deliver the inhabitants of the land into your hand, and you shall drive them out before you. You shall make no covenant with them, nor with their gods. They

shall not dwell in your land, lest they make you sin against Me. For if you serve their gods, it will surely be a snare to you." Now He said to Moses, "Come up to the Lord, you and Aaron, Nadab and Abihu, and seventy of the elders of Israel, and worship from afar. And Moses alone shall come near the Lord, but they shall not come near; nor shall the people go up with him." So Moses came and told the people all the words of the Lord and all the judgments. And all the people answered with one voice and said, "All the words which the Lord has said we will do." And Moses wrote all the words of the Lord. And he rose early in the morning, and built an altar at the foot of the mountain, and twelve pillars according to the twelve tribes of Israel. He sent young men of the children of Israel, who offered burnt offerings and sacrificed peace offerings to the Lord. He took the Book of the Covenant and read in the hearing of the people. And they said, "All that the Lord has said we will do, and be obedient."

THE TEN PLAGUES

Exodus 7 -- 11



1. blood

2. frogs

3. lice

4. flies

5. disease on livestock

6. boils

7. hail

8. locusts

9. darkness

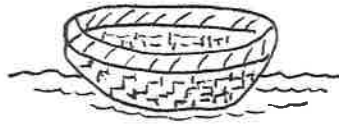
10. death of the firstborn

THE TEN COMMANDMENTS

Exodus 20



- 1. Have no other gods.**
- 2. Do not make images to bow down to.**
- 3. Do not take the name of the Lord God in vain.**
- 4. Remember the Sabbath day.**
- 5. Honor your father and your mother.**
- 6. Do not murder.**
- 7. Do not commit adultery.**
- 8. Do not steal.**
- 9. Do not give false testimony.**
- 10. Do not covet.**



Exodus

Begin Here

The Israelites were made slaves by a new Pharaoh.

Moses was born and slept in a basket boat.

Pharaoh's daughter found Moses.

Moses killed an Egyptian.

Moses ran away.

Return to the beginning.

End Part 6

Israel left Egypt.

Israel saved by blood on doors.

Go ahead 2 spaces.

Death of the firstborn.

Plagues of locusts and darkness.

Pharaoh still refused.

Lose a turn

Plagues on livestock of boils and hail.

Pharaoh said he had sinned but still refused.

God led by cloud and pillar of fire.

Israel crossed Red Sea on dry land.

Pharaoh's army drowned.

Go ahead 1 space.

Israel rejoiced.

Israel complained.

Go back 3 spaces.

God sent manna and quail.

Israel complained.

Go back 3 spaces.

God gave water from a rock.

God gave the 10 commandments

End Part 7

1
2
3
4
5

6
7
8
9
10

tells us:

