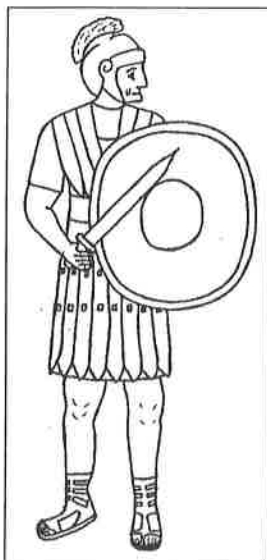


Bible Treasures

**26 lessons
(for 6 months of weekly classes)
for 2 groups:
ages 5-8 and 9-12**



by Margaret Elliott

BIBLE TREASURES

PURPOSE OF THE COURSE

1. To instill in the students a great love and respect for the Bible which is a great treasure itself: Theme Verse: Psalm 119:162;
2. To show the students some of the wonderful spiritual treasures God has given us in the Bible, His Word, to enjoy, share and thank Him for;
3. To emphasize that all these treasures are worth far more than any material possession.
4. To stress that these treasures must be used and put into practice in order to own them and keep them.

ORGANIZATION OF THE COURSE.

This course is divided into 4 Parts with 3 topics:

The Christian Armor,
Important People,
The Fruit of the Spirit.

Each Part has from 5 to 7 lessons and a review lesson for a total of 26 lessons. Using the Bible in class is very important. All the scriptures throughout are from the *New King James Version*. The entire course is Bible based.

PART 1

THE ARMOR OF GOD

1. Girdle of truth -- Jesus and the Jews -- John 8:25-59.
2. Breastplate of righteousness -- Zacharias and Elizabeth --
Luke 1:5-25; 57-80.
3. Shoes to take gospel -- Peter and Cornelius -- Acts 10.
4. Shield of faith -- Noah -- Genesis 6:5 to 9:17.
5. Helmet of salvation -- Jesus' death on the cross -- Luke 23:1 to 24:10.
6. Sword of the Spirit -- Ezra reads the Law -- Nehemiah 8.
7. Prayer -- Hezekiah -- 2 Kings 18:17 to 19:37.
8. Review.

PART 2

IMPORTANT PEOPLE

9. The Eternal, Perfect, All-powerful, Loving God, our Father --
Gave us the Bible -- Jeremiah 36.
10. Jesus Christ, God's Son -- Central person of the Bible -- John 1:29-51.
11. The Church -- God's people today -- Acts 2:38-47; 4:23-37; 11:26.
12. The Family -- Mary, Joseph and Jesus -- Luke 2.
13. Friends -- Jonathan and David -- 1 Samuel 18:1-4; 19:1-10; 20:1-42.
14. Review.

PART 3

THE FRUIT OF THE SPIRIT

15. Love -- Jesus' teaching -- God & neighbor Matthew 22:34-40;
enemies Luke 6:27-36;
obedience shows love John 14:15, 21, 23-24.
16. Joy -- The Ethiopian man -- Acts 8:26-39.
17. Peace -- Abigail, the peacemaker -- 1 Samuel 25:2-42.
18. Longsuffering -- Paul and Barnabas -- Acts 14:1-7, 21-22
19. Kindness -- David and Mephibosheth -- 2 Samuel 4:4; 9:1-13.
20. Review.

PART 4

THE FRUIT OF THE SPIRIT

continued

21. Goodness -- Dorcas -- Acts 9:36-42.
22. Faithfulness -- Daniel and the lions -- Daniel 6.
23. Gentleness -- Moses -- Numbers 12:1-16.
24. Self-control -- David and Saul -- 1 Samuel 26:1 to 27:2.
25. Godliness -- Daniel & his friends -- Daniel 1.
26. Review.

BIBLE TREASURES

TEACHER'S HELPS

Introduction to the Course

INCLUDED IN THIS PACKET:

Course Outline and Teacher's Helps
Worksheets for Younger students
Worksheets for Older students who can read
Pages of Extra things for worksheets--younger
Pages of Extra things for worksheets--older
3 title pages
Scripture memory pages for Parts 1,2, & 3 for younger students
Scripture memory pages for Parts 1,2, & 3 for older students
Scripture memory page for all students for Part 4
A Treasure Hunt page for each Part
Patterns and instructions for individual treasure chests
Patterns and instructions for projects
Theme treasure verse plaque project with page of extra things to paste

THEME SONG:

Sing this chorus during each lesson to emphasize the theme of the course.

MY TREASURES

I have a wonderful treasure,
The gift of God without measure,
And we travel together,
My Bible and I.

I have a wonderful Saviour,
He took me into His favor;
He will guide my behavior
My Jesus and me.

Anon. no copyright

Music available in Salvation Songs #2

Ask the students to put the first verse of the chorus into practice by always bringing their Bibles to class. They will need them during every lesson.

OTHER SONGS

Try to spend some time each session singing to express the joy of having such wonderful treasures. Some other songs that go with the theme:

Thy Word is Like a Hammer
Jesus Loves Me, the Bible Tells Me So
Jesus is the Sweetest Name I Know
Thy Word Have I Laid in My Heart
Heavenly Father We Appreciate You
Thy Word is a Lamp Unto My Feet
chorus of: Heaven Holds All For Me
I Would Be Like Jesus (verse:"earthly treasures")

The B-I-B-L-E
Oh Be Careful Little...
Wonderful Words of Life
God is So Good
Love, Love, Love
God is My Father
Jesus Loves Even Me

You may know many others to use.

REENFORCEMENT AND REVIEW

Since the worksheets for the older students usually do not include material directly from the stories for these lessons, be sure to use your own method of weekly reviewing/re-enforcing the story itself. Here are some suggested methods:

- students act out the story;
- teacher or students ask questions about the story;
- ask riddles;
- students re-tell story;
- find the verse in the Bible story that tells...

BIBLE TREASURE HUNT

How to Make the Treasure Hunt Game

The teacher and each student need a treasure chest. Patterns & instructions are enclosed for making a treasure chest. If you prefer, you can use tea boxes or any other small box.

Each of the 4 Parts has a separate page on which there is a "card" for the Treasure Hunt for each lesson. The Treasure Hunt can be used either in class or as a homework assignment.

Paste the entire sheet (one for each student) to light cardboard before cutting the cards for the individual lessons.

On the cards for Parts 1 and 2 the picture is associated with the theme of the lesson. Parts 3 and 4 have a reference and the treasure word in code to be deciphered. Printed on the "card" is a Bible reference. The student looks up the verse and hunts for the treasure word which he writes on the blanks. He can look at the memory page for help.

In class, after the teacher has checked that the student has the correct answer, he puts it into his treasure chest.

A treasure hunt game for review at any time during the course.

The students, one at a time, open their treasure chest, shut their eyes, and take out a card. They look at the key word on the card & must recite the memory verse, tell a Bible story briefly, or sing a song that goes with the key word.

If the student does one of the 3 things correctly he lays the card in front of his treasure chest and chooses another for a second turn. Then the next student has a turn. If he cannot do one of the 3 things, he returns the card to the chest and the next student takes a turn.

The one with the most treasures in front of his chest at the end of the time is the winner.

From time to time, have them shuffle their treasure cards so there will be more variety.

A variation of the treasure hunt game.

The teacher chooses a card from her treasure chest and calls the scripture. The students race to see who can be first to find the treasure verse, read it aloud and tell what the treasure is. The one who is first, receives the treasure card. The one with the most treasure cards at the end of the time is the winner. Collect the treasure cards and return them to the teacher's chest.

PART 1 -- THE ARMOR OF GOD

Preparations for Part 1

WORKSHEETS: Photo copy worksheets #1--#8 and pages of Extra things.
There are separate sheets and pages for younger and older students.

PROJECT: The Christian Soldier

Each student, both younger and older, will need:

a copy of the Project page, Part 1--The Christian Soldier;

a copy of the Page of Extra things, Project, Part 1.

The Lesson Helps each week tell which piece and verse to paste for that lesson.

TREASURE CHEST: Each student needs a copy of both pages 1 and 2.
Instructions and the pattern are on those pages. Also see the Teacher's Helps,
Page 2, Treasure Hunt.

BIBLE TREASURE HUNT: There is one copy for all students, Part 1. Make a photo
copy for each student. Instructions in the Introduction. Cut cards before class.

VISUAL AID: Make an enlarged copy of the Christian Soldier to use on the flannel
board. Make all the pieces separate so you can put them on the soldier,
according to the lesson and also during review.

MEMORY VERSES: To teach the verses in class, print Ephesians 6:10-18 in large
letters on a roll of paper. Drill by pointing to the words with a stick.
Unroll to the next verse as each one is learned. Each student needs a copy of
the page of Memory Verses for Part 1 (according to his age group) to take home.

BIBLE DRILL: Before class, read all the verses you intend to use to be familiar
with their content. Out of light cardboard, make about 25 small Bible shapes,
using the open Bible on the worksheets as a pattern. Use these during the drill
to keep score. The student who finds and reads the verse first gets a Bible
shape to place in front of him. At the end of the drill the one with the most
shapes is the "Captain" for the day. Collect the shapes; use each week.

Since your students will have widely varying skills in handling the Bible,
place handicaps on the more proficient ones, such as having to pick his Bible up
from the table each time while the others have theirs in their hands when the
scripture is called. Another possibility is to divide the group into teams,
making sure that each team has both those who are quick and those who are slow
to find scriptures.

THEME TREASURE VERSE PLAQUE

Part 1. Photocopy for all students. Cut out the treasure chests & open
Bibles on Page of extra things for the plaque. In Part 1 paste chest and open
Bible with Jn.3:16; in Part 2 color the plaque; in Part 3, mount the plaque.

Introduction to Part 1

Make reference to these things throughout Part 1 to tie the lessons together.

Since the New Testament was written during the time of the Roman Empire
which ruled most of the known western world of that time, Paul used the dress of
the Roman soldier in his word picture of the Christian armor.

Armor--protection worn by a soldier.

The Christian is commanded to wear "the whole armor of God" not just one or
two pieces (Eph. 6:10-13). Only then can he be strong, fight against Satan, &
withstand and stand. This is spiritual war (Eph. 6:10-13; 2 Corinthians 10:3-5).

Lesson 1

THEME: Girdle of truth -- Jesus and the Jews -- John 8:25-59.

APPLICATION

God tells the truth for He cannot lie; Jesus is the truth; Satan is the father of lies. We must choose to listen to the truth of the Bible and to tell the truth ourselves. To have the truth is a wonderful treasure for it makes us feel safe, secure and confident.

STUDY HELPS

The story for Lesson 1: This scripture may be somewhat difficult to put on the children's level. Here is a way you might tell the story.

Do you like people to tell you the truth? One day in the temple (v.20) Jesus had a big discussion with the Jews (v.22) about truth. Let's see if they liked what He told them.

Jesus said, "God is true and He is the one who sent me to the world. What I say is the truth that He told me to say. I always do the things that please Him." (v.26-29)

Many Jews believed what Jesus said so He told them, "If you abide (continue to believe) in My word, you really are my disciples (followers). You will know the truth and be made free."

The Jews didn't understand what Jesus meant and answered, "But we have never been slaves. We are from the family of Abraham." Abraham lived 2000 years before Jesus was born. He was the beginning of the Jewish people of which they were very proud.

Jesus answered, "I was talking about being a slave to sin. I know you are of the family of Abraham but you want to kill me because you don't believe what I say. I am speaking what My Father has told me and you do what your father says to do.

The Jews said, "Abraham is our father."

Jesus answered, "If you were Abraham's children you would do the things Abraham did. But you want to kill me when all I have done is tell you the truth which I heard from God. Abraham did not do this. You are doing what your father does."

The Jews said, "We have one Father--God."

Jesus told them, "If God were your father you would love me for I came from God who sent me." Then He told them plainly who their father was. Use verses 44, 45, & 47 directly from the Bible.

The Jews were so upset that they began calling Jesus names. The discussion continued but the Jews became very angry. They picked up stones to throw at Jesus, but Jesus hid Himself and left the temple.

Talk about truth, using the worksheet for older students and these ideas: Truth is what is real; lies are not real but rather are made up. Truth and lies are opposite. We know we can depend on God because He has always told the truth for He cannot lie. Jesus is the truth and always told the truth. We can trust Him. (See the Application)

The first piece of the Christian armor is the girdle of truth. To "gird up the loins" is to be strengthened to prepare for action. A girdle or belt was used to protect the lower part of the body from the waist to the hips (loins). It was also used as a place to hang the sword when it was not in use.

The truth is what holds everything about God and Jesus together. The truth is the source of all other treasures--salvation, righteousness, faith, gospel. The truth gives us strength to face the battle against Satan.

VERSE

Memory verses for Part 1 are not individual verses for each lesson. They are a block of verses, Ephesians 6:10-18, that cover the theme of the whole Part.

Give each student his copy of the verses (according to age) to take home. He may memorize them as quickly as he likes but must know all of them by the end of Part 1. When he repeats all the verses correctly, he may paste the soldier picture, from the page of Extra things for worksheets Part 1, on his cover.

See Preparation for Part 1 if you wish to teach the verses in class.

WORKSHEET

Older--the verses, small pictures and names to complete the worksheet are on the page of Extra things for worksheets Part 1 for older students.

BIBLE DRILL

Ephesians 4:25	John 17:17	John 14:6	1 Timothy 3:15
Titus 1:2	John 8:44	Ephesians 6:14	John 18:37
1 Peter 1:13	Hebrews 6:18	Psalms 119:160	John 8:26,27
Ephesians 1:13	Colossians 1:5	2 Timothy 2:15	Numbers 23:19
John 1:17	John 8:32 & 40	Ephesians 4:15	Romans 13:12

SONGS

Teach the first verse of the theme song (Introduction to Course, page 1).

THEME TREASURE VERSE PLAQUE

All students--Paste the treasure chest with a Bible on the plaque. This picture is on the page of Extra things for the plaque.

PROJECT

Paste the girdle and portion of Ephesians 6:14 that goes with the girdle. Don't worry about covering the hands. The hand will be on the sword and the shield covers the other hand.

BIBLE TREASURE HUNT

(See the instructions in the Introduction to the Course.) Do the Treasure hunt for Lesson 1 in class. If you wish, give them #2 to take home to find and bring back for the next class. Or you can do each treasure hunt as a part of the lesson. Instructions to students: Read the verse on the card. Look for the key word represented by that piece of armor. Look at the memory verses page to see if you are right. Fill in the word on the line. The answer #1 is TRUTH; for #2 is RIGHTEOUSNESS.

Lesson 2

THEME: Breastplate of righteousness -- Zacharias and Elizabeth --

Luke 1:5-25; 57-80.

APPLICATION

The Christian needs the treasure of righteousness to keep him alive in the new life of salvation that he has from Jesus. We know what righteousness is by reading the Bible and finding out what God says is right.

STUDY HELPS

The breastplate protects the chest where the heart and lungs are. A person cannot live if he receives a serious injury to his heart or lungs. Doing what is right keeps a Christian alive spiritually.

Righteousness--what is right, holy, pure, and clean according to God.
 Luke 1:6--Zacharias & Elizabeth were righteous before God. Righteousness is the opposite of lawlessness (not obeying God's law) Hebrews. 1:9; "sin is lawlessness" 1 John 3:4.

VERSE

Check how much of Ephesians 6:10-18 the students can repeat from memory.

BIBLE DRILL

Luke 1:6	Ephesians 6:14	1 Peter 2:24	Hebrews 1:9
Psalms 23:3	Proverbs 16:8	Psalms 106:3	1 John 3:10
Amos 5:24	Zephaniah 2:3	Matthew 5:6	James 3:18
Philippians 1:11	1 Timothy 6:11,12	2 Timothy 4:8	Romans 9:30
1 John 3:7	1 Peter 1:15,16	Ephesians 4:24	

SONGS

Sing the first verse of the theme song with every lesson. Other songs also.

PROJECT

Paste the breastplate and portion of Ephesians 6:14 that tells about it.

BIBLE TREASURE HUNT

If being used as a home work assignment, be sure to check the answers brought back. Put in chest. Take home #3. Answer-GOSPEL.

Lesson 3

THEME: Shoes to take the gospel -- Peter and Cornelius -- Acts 10.

APPLICATION

The Christian soldier has to take the great treasure of the message of salvation found in the Bible to others so they can also be saved from sin and become Christian soldiers too.

STUDY HELPS

A soldier is not properly dressed until he has put on his shoes. Shoes protect the feet and make it easier to march wherever he has to go. The Christian soldier must prepare himself to take the gospel to others by knowing what the Bible says and where it says it.

Gospel--the good news about Jesus.

Message--information from one person to another.

VERSE

Always check.

WORKSHEET

Younger--To dress the feet on the worksheet there are shoes on the page of Extra things for younger students, Part 1. Be sure the shoes are pasted on the feet that match them.

BIBLE DRILL

Colossians 1:5	Romans 1:15	Mark 16:15
1 Corinthians 15:1-4	Matthew 28:19,20	Romans 10:14,15
Isaiah 52:7	Ephesians 6:15	Colossians 1:23
Acts 8:25	Romans 1:16	Ephesians 1:13
1 Timothy 1:11	1 Peter 1:25	

SONGS

Theme song and others.

PROJECT

Paste the shoes and Ephesians 6:15.

BIBLE TREASURE HUNT

Take home #4. Answer-FAITH.

Lesson 4

THEME: Shield of faith -- Noah -- Genesis 6:5 to 9:17.

APPLICATION

If we want to be protected from the temptations of Satan, we must have the treasure of faith in God.

STUDY HELPS

The shield protects the soldier from arrows that come from any direction. The shield is shaped so that it can be moved around easily by the alert soldier when he sees an arrow or fiery dart coming toward him.

The Christian depends on his faith in God, based on his knowledge of the Bible, to protect him from the temptations of Satan. The more knowledge of God from the Bible that we have the stronger is our faith and the stronger is our ability to resist doing sinful things. We show that we have faith in God by doing what He says for us to do and by not doing the things He says not to do.

Faith--to believe that God is real and that He does what He says He will do.
To tempt--to try to get someone to do something.

VERSE

Check

WORKSHEET

Younger--the ark and animals to paste on the worksheet are on the page of Extra things for younger students, Part 1.

Older--Ideas to fill in the fiery darts of temptations:

"Nobody will see you." "Don't go to church today."
"You don't have to obey if you don't want to."
"Go ahead! Lie to stay out of trouble."
"Go ahead! Get mad, yell and cry." "All your friends do it."

BIBLE DRILL

Hebrews 11:1	1 John 3:23	John 14:1	Romans 9:30
John 6:29	Acts 20:21	Colossians 1:23	1 Peter 1:5
2 Timothy 4:7	1 Timothy 6:12	Ephesians 6:16	Galatians 3:26
1 John 5:4	Hebrews 11:7	Hebrews 11:6	2 Peter 1:5
Romans 5:1,2	1 Timothy 1:18,19	1 Peter 5:8,9	2 Timothy 2:3,4
Romans 10:17	1 Corinthians 16:13	Ephesians 1:15	
Ephesians 2:8	Hebrews 10:39	1 Corinthians 13:13	

PROJECT

Paste the shield in the soldier's left hand and Ephesians 6:16.

BIBLE TREASURE HUNT

Take home #5. Answer-HOPE.

Lesson 5

THEME: Helmet of salvation -- Jesus' death on the cross -- Luke 23:1 to 24:10.

APPLICATION

What a wonderful treasure is salvation! Without Jesus' death on the cross and His resurrection there would be no salvation. Salvation makes a person a Christian soldier.

STUDY HELPS

The helmet protects the head where the brain and the mind are. We use our mind to understand things. It is the brain that makes everything about us work. Being saved by Jesus' blood protects us from eternal death and punishment. As a Roman soldier was not fully dressed and ready for battle without his helmet, a person cannot even be a Christian soldier without salvation.

Salvation--to be saved from the punishment we deserve for sinning against God and to be given the hope of eternal life, a gift we do not deserve.

VERSE

Listen to the students repeat the verses from Ephesians they have learned.

WORKSHEET

Younger--Before class, trace the helmet to make a pattern. Cut out helmets of foil or other shiny paper. In class, the student pastes a foil helmet on the helmet on the worksheet and colors the cross red to represent Jesus' blood.

BIBLE DRILL

2 Corinthians 6:2	Ephesians 1:13	Luke 19:9	Isaiah 52:7	Jude 3
2 Corinthians 7:10	2 Timothy 3:15	John 3:16	Romans 1:16	
1 Thessalonians 5:8	Galatians 3:26,27	Romans 10:10	Acts 16:17	
1 Corinthians 15:1-4	Ephesians 6:17	Acts 4:12	Acts 28:28	

SONGS

Teach the second verse of the theme song.

PROJECT

Paste the helmet and portion of Ephesians 6:17 about the helmet.

BIBLE TREASURE HUNT

Give #6 to take home. Answer--THE WORD OF GOD.

Lesson 6

THEME: Sword of the Spirit -- Ezra reads the Law -- Nehemiah 8.

APPLICATION

The Bible is a great treasure that tells us about God and all spiritual treasures and blessings. We should love the Bible, respect it, and treasure it by using it every day to increase our knowledge of what pleases God. When we read the Bible, God is speaking to us.

STUDY HELPS

The word "Bible" is not found in the Bible. It means "The Book" or "The Books", a collection of books, which it is. The name Bible began to be used about 300 or 400 years after Jesus was on earth.

The Bible, the Word of God, is called "the sword of the Spirit". A sword is used to defend, to protect, to fight, to penetrate. Of course, all these uses of the Bible are in a spiritual sense. The Christian's war is a spiritual one. Christians do not fight and kill with weapons that armies of countries use. See Ephesians 6:11,12 and 2 Corinthians 10:3-5. Explain these words:

Scriptures--the writings from God.

Inspired--directly guided by God to know what to say or write.

Search--look for, or look into, carefully.

Knowledge--to know, the things learned, information.

Treasure--something of great value, precious, rare.

WORKSHEET

Younger: Bible to paste on worksheet--page of Extra things, younger, Part 1.

SONGS

Be sure to sing the first verse of the theme song. It fits perfectly here.

BIBLE DRILL

Hebrews 4:12	Jeremiah 23:29	John 5:39	Luke 5:1
1 Peter 1:25	Romans 4:3	2 Timothy 3:16,17	Acts 13:7
2 Corinthians 6:7	2 Timothy 4:2	Colossians 2:3	Acts 17:11
Romans 13:12	Acts 8:14	Revelation 3:8	John 18:36
Ephesians 6:17	1 Peter 1:23	Psalm 119:105	1 Timothy 4:13
2 Peter 1:20,21	Matthew 24:35	Psalm 119:162	
Psalm 119:11	Colossians 3:16	2 Corinthians 10:3-5	

PROJECT

Paste the sword in the soldier's right hand and portion of Ephesians 6:17.

THEME TREASURE VERSE PLAQUE

Paste open Bible with John 3:16 on the plaque.

BIBLE TREASURE HUNT Give #7 to take home. Answer-PRAY.

Lesson 7

THEME: Prayer -- Hezekiah -- 2 Kings 18:17 to 19:37.

APPLICATION

We are not alone in the spiritual battle. We need to be in touch with God at all times. We speak to Him by praying and He talks to us when we read the Bible. Prayer is another great treasure for the Bible tells us that we have a living God who listens to us and answers our prayers.

STUDY HELPS

The spiritual battle. We have to be prepared with all parts of the armor provided by God, Ephesians 6:10-18; and we have to keep in touch with God, our commander, for added strength.

VERSE

If student repeats verses correctly, he may paste the soldier picture on the Part 1 cover. Picture:page of Extra things for worksheets Part 1 each group.

WORKSHEET

Younger--Before class, trace the clothes of the children on the worksheet. Cut out clothes of cloth or colored paper for the students to paste in class.

BIBLE DRILL

Ephesians 6:18	Hebrews 10:22	Acts 9:40	Luke 18:1
Mark 11:25	Ephesians 5:20	Psalms 69:13	Psalms 5:2
Matthew 6:5-15	1 Timothy 2:5	Romans 8:26	Psalms 109:4
Acts 2:42	Romans 12:12	Colossians 4:2	Mark 1:35
James 5:13	1 Peter 4:7		1 Timothy 2:8
Matthew 26:41	1 Thessalonians 5:17,18		

PROJECT

Paste Ephesians 6:11 above the head of the soldier.
 Paste the reference Ephesians 6:10-18 at the feet of the soldier.
 Paste the praying hands to the right of the soldier's feet.
 Paste verse 18 below the hands.

BIBLE TREASURE HUNT

Take home #8 and any others students missed doing. Answer-ARMOR.

Lesson 8

THEME: Review.

Younger--Color the pieces of armor. Name the pieces of armor and what they represent. Repeat the verses.

Older--The instructions are on the worksheet. The verses are on the page of Extra things for older students, Part 1. When they have completed the work, have them turn the sheet face down and repeat verses 10-18 from memory.

Both groups should explain the meaning of the key words:
 truth, righteousness, gospel, faith, salvation, word of God, prayer.

PART 2 -- IMPORTANT PEOPLE

Preparations for Part 2

WORKSHEETS:

Photo copy worksheets #9--#14 and pages of Extra things.

The worksheets for the older students contain much application material. Be sure to acquaint yourself with this material in your study of the lessons.

Since the worksheets for the older students usually do not (as in Part 1) include material directly from the stories for these lessons, be sure to use your own method of weekly reviewing/re-enforcing the story itself.

(See *Re-enforcing and Review* in the Introduction to the Course, page 2).

PROJECT: A chart: Important People (in the order of their importance).

Younger students will need:

a copy of the Project page for younger students.

The extra things for the Project are on the page of Extra things for worksheets and the project for younger students.

Older students will need:

a copy of the Project page for older students;

a copy of Extra things for the Project for older students.

The lesson helps for each lesson give instructions for that lesson.

BIBLE TREASURE HUNT: Part 2 has one page for all students. Make photocopies. Instructions in the Introduction to the Course, Page 2. Cut cards before class.

VISUAL AID: Make an enlarged copy of the pictures for the project to use on the flannelboard. Or use a large piece of poster board to make a chart, adding the picture for that lesson each week.

MEMORY VERSES: Each student needs a copy of the page of Memory Verses Part 2 (according to his age group) to take home.

Lesson 9

THEME: The Eternal, Perfect, All-powerful, Loving God, our Father --
Gave us the Bible -- Jeremiah 36.

APPLICATION

Because the eternal, perfect, all-powerful, loving God, our Father gave us the Bible, we must listen to His words and obey Him. God and His Word are treasures of the most important value.

STUDY HELPS

Supplementary material: This is not the only time men have tried to destroy the Bible without success. Down through the ages unbelievers have tried but failed. If you have an advanced class, tell briefly one or two of these incidents from history. Or assign one of the students to report to the class.

Explain:

eternal--God has no beginning or end.

perfect--God has never nor will He ever do anything wrong.

omnipotent--all-powerful--God can do anything He wants to do.

VERSE

Memorize the verses for this lesson in class. Give the students the Memory Verse sheet for Part 2 (according to his/her age group) to take home to study. When he can repeat each verse, he may color and cut out the picture from the page of Extra things to paste on the cover for his worksheets for Part 2. The picture for Lesson 9 is the cloud with the words "Jehovah God."

Older--Hebrews 1:1,2

Younger--shorter part of Hebrews 1:1,2.

WORKSHEET

Younger--scroll, fire and another scroll are on the page of Extra things for younger students, Part 2. Cut out before class. Students paste them in class.

BIBLE DRILL

Genesis 1:1	Luke 16:17	Matthew 24:35
Hebrews 1:1,2	Deuteronomy 32:3,4	2 Samuel 22:31
Jeremiah 36:2	Jeremiah 30:1,2	Revelation 1:11
Leviticus 19:1,2	I John 4:8	2 Peter 1:20,21
Proverbs 15:3	Matthew 5:48	John 17:3
John 4:24	Hebrews 6:18	Colossians 2:3
Psalms 27:10	1 Peter 1:25	

SONGS

Heavenly Father, We Appreciate You
The theme song fits perfectly here.
Other songs about the Bible.

PROJECT

The picture for today is a cloud shape with the name Jehovah God in Hebrew, to represent the fact that God is an invisible Spirit and perfect. Explain that we cannot see God but this picture makes us think of Him as the invisible, perfect, all-powerful God.

Younger--Paste the picture over #1 because He is the most important person in the Bible. The verse, Hebrews 1:1,2 is already printed on the Project page.

Older--Paste the verse in the space marked 1v.

Paste the picture over 1p.

THEME TREASURE VERSE PLAQUE

As time permits, the students color the plaque.

BIBLE TREASURE HUNT

Do as in Part 1. #9 in class. Take home #10. Answer #9: LORD GOD. #10: JESUS.

Lesson 10

THEME: Jesus Christ, God's Son -- Central person of the Bible -- John 1:29-51.

APPLICATION

God gave the Bible, book by book, to the people, to let them know how important it was to obey Him because of His great plan to send Someone to the earth to save people from their sins. Then that Someone came. It was Jesus who died and rose again so people could be saved. He went back to heaven, but He is the Someone who is going to come back again. The Bible talks about Jesus from Genesis to Revelation. We must believe and obey Him. Jesus is our great treasure of salvation.

VERSE

John 1:45. When student repeats it correctly, he pastes the picture for Jesus on cover. Picture: page of Extra things for worksheets, Part 2.

BIBLE DRILL

John 1:45	Genesis 3:15	Deuteronomy 18:18
Isaiah 7:14	Isaiah 9:6	Luke 24:27,44
Acts 1:11	Matthew 16:27	1 Thessalonians 4:16,17
Revelation 22:20	Luke 3:22	Daniel 9:25
Luke 2:11	Matthew 16:16	1 Corinthians 15:3,4
Luke 4:41	Matthew 5:17	Revelation 19:16
Acts 3:18	Colossians 2:3	John 17:3

SONGS

The second verse of the theme chorus.

2nd verse: Heavenly Father, We Appreciate You

Jesus Loves Me

PROJECT

Picture: Jesus with His name in Greek, the language when He was on earth and in which the New Testament was written. The N.T. tells us the most we know about Jesus.

Younger--Paste over #2. Verse--John 1:45.

Older--Paste 2p and 2v.

BIBLE TREASURE HUNT

Check homework #10. Take home #11. Answer #11: CALLED CHRISTIANS.

Lesson 11

THEME: The church -- God's people today -- Acts 2:38-47; 4:23-37; 11:26.

APPLICATION

Jesus gave us the church because He knew that His people, the Christians, would need to be together in a group to help each other and to work together. Jesus is the Head of the church and the Christians are the body. The church is a treasure on which we must put a high value.

STUDY HELPS

The word "church" means "assembly or congregation", a group of people gathered together.

The church is important. Look at all the letters that were written to the churches to teach them how to work and how to take care of their problems!

Be sure to study the worksheet for the older students.

VERSE

Ephesians 1:22,23. (Paste picture on cover when learned.)

WORKSHEET

Older-small pictures: Extra things for worksheets older students, Part 2.

BIBLE DRILL

Ephesians 1:22,23	Galatians 6:10	Revelation 1:4	Ephesians 5:25
Acts 14:23	Hebrews 12:23	Matthew 16:18,19	1 Timothy 5:16
Acts 11:26	Acts 2:47	Acts 20:28	Ephesians 2:19
Ephesians 3:10	Ephesians 5:24	Colossians 1:18	Galatians 6:2
1 Corinthians 16:19	Acts 18:22	Romans 16:5	1 Timothy 3:15

PROJECT

Younger--Paste the picture of the church over #3. Verse--Ephesians 1:22,23.
Older--3v and 3p.

BIBLE TREASURE HUNT

Take home #12. Answer: FAMILY.

Lesson 12

THEME: The family -- Mary, Joseph and Jesus -- Luke 2.

APPLICATION

God created the family at the beginning of time. The family is so important that God sent Jesus into the world to be born into a family and live with them for most of His earthly life before He began His special work. We must love, respect, and do all we can to make our own family to be the kind that pleases God. Family is a treasure to thank God for.

STUDY HELPS

Families are important BUT God and Jesus must have first place. That means that gathering with the Christians in the assembly where Jesus is always present has to be more important than our family. Give some illustrations.

Discuss what the Bible says about the responsibilities of each member of the family. With an older class you can compare what the Bible says with what is practiced today, especially the Bible teaching that mothers are to be keepers at home.

VERSE

Ephesians 6:1. Paste picture.

BIBLE DRILL

Ephesians 6:1	Psalm 68:5,6	1 Timothy 5:8	Luke 11:13
Proverbs 31:27,28	Colossians 3:18	Titus 2:4	Colossians 3:21
Proverbs 6:20	Colossians 3:19	Colossians 3:20	
1 Timothy 5:4	Luke 2:27	Ephesians 6:4	
Proverbs 13:24	Proverbs 19:18	Proverbs 23:13,14	

PROJECT

Younger--Picture: family #4; Verse--Ephesians 6:1. Older--4p and 4v.

BIBLE TREASURE HUNT

Take home #13. Answer: FRIENDS.

Lesson 13

THEME: Friends -- Jonathan and David -- 1 Samuel 18:1-4; 19:1-10; 20:1-42.

APPLICATION

Friends are important because they influence us very much. We must carefully choose friends and treat them right because they are a treasure.

STUDY HELPS

More of friendship of Jonathan and David is found in 2 Samuel 1:26; 9:1-13.

VERSE

John 15:13

BIBLE DRILL

Proverbs 13:20	2 Corinthians 6:14,15	Luke 11:5-8	1 Samuel 18:1
John 15:14	John 15:13	Matthew 26:49,50	3 John 14
Proverbs 27:9	Proverbs 28:7	Proverbs 17:17	Mark 5:19
Proverbs 18:24	Proverbs 22:24,25	James 4:4	

PROJECT

Younger--Picture: friends #5. Verse--John 15:13.
Older--5p and 5v.

BIBLE TREASURE HUNT

Take home #14. Answer: ME.

Lesson 14

THEME: Review.

WORKSHEET

Stress the order of importance. Worksheets have instructions. Pieces to paste are found on the younger and older pages of Extra things for worksheets.

PROJECT

All students--Paste yourself at #6. Write your name. Older--6v.
Spend time talking about how important each person is to God.

PART 3 -- THE FRUIT OF THE SPIRIT

Preparations for Parts 3 and 4

Parts 3 and 4 together are a study of the Fruit of the Spirit.

APPLICATION

In each lesson, be sure to call attention to the fact that God has each of these qualities. Christians have the Spirit of God in their lives and therefore must have these qualities also to be like God.

VISUAL AIDS

Using the patterns for the Project, make a large tree and fruit to represent each of the 10 Fruit of the Spirit from the lesson titles for Parts 3 and 4. Add one to the tree each week. This can be used for review in naming the fruit or in saying the verses. It can be made of flannel for the flannel board or of heavy paper for a bulletin board.

MEMORY VERSES

The memory sections for Part 3:

Younger: Galatians 5:22-25 & Luke 6:43-45, shortened version

Older: Galatians 5:22-25 & Luke 6:43-45, complete.

The memory section for Part 4: all students: 2 Peter 1:5-8.

WORKSHEET

Younger--Each student needs the patterns to trace for each lesson. Glue the pattern page on light cardboard and cut out the patterns as needed.

BIBLE DRILL

The Bible drill is important so the students can see for themselves that each Fruit of the Spirit is a Bible Treasure. Be sure to read the verses before class in order to choose the ones best suited to your class and your lesson.

BIBLE TREASURE HUNT

The treasure hunt continues. There is a card for the treasure hunt for each lesson. These can be done in class or as homework. The treasure word in Parts 3 & 4 is in "fruit" code. Two "fruit" code keys are on the pages of Extra things, Parts 3 & 4, for each age group. Each older student needs 2 copies: one for class for the code verse on the worksheet and one for home to find the treasure hunt word. Code key cards are provided for the younger students because some may be able to read and others can get help at home to decipher the words.

THEME TREASURE VERSE PLAQUE

Prepare pieces of light cardboard the size of the plaque.

PROJECT

The project for Parts 3 and 4 is the Fruit of the Spirit Tree stand-up. Make the tree according to instructions & pattern on the Project pattern pages, Parts 3 & 4. At the end of each lesson, add the fruit of the theme of that lesson.

Lesson 15

THEME: Love -- Jesus' teaching -- God & neighbor -- Matthew 22:34-40;
 enemies -- Luke 6:27-36;
 obedience shows love -- John 14:15,21,23-24.

APPLICATION

Love is the most important fruit because all the others are based on love. God Himself is love. Jesus taught many things about love both by His words and by His example. We want to love as Jesus taught us. If we say we have love but do not do what God commands we are liars. Love is a treasure.

STUDY HELPS

Do not make this lesson long and drawn out. Make the center of your lesson the fact that Jesus taught about love (God & neighbor, enemies, and obedience shows love). Use a short version of a Bible story to illustrate each idea. Tell only the highlights of each story. Emphasize how it fits into the theme of love.

Love God: Abraham--Genesis 22

Love your neighbor: Good Samaritan--Luke 10:25-37

Love your enemies: Stephen--Acts 6:8 to 7:60

Obedience shows love: Shadrach, Meshach and Abednego--Daniel 3

VERSES

Begin to learn:

Younger: Galatians 5:22-25 & Luke 6:43-45, shortened version

Older: Galatians 5:22-25 & Luke 6:43-45, complete.

Distribute the memory pages to the students according to age.

WORKSHEET

Younger students--Heart on the Pattern page, Cut out before class.

Older students--need a copy of the fruit code key (on the Page of extra things, Parts 3 & 4) to decipher the words in the verse on the worksheet. Save the keys cards to be used in each lesson of Parts 3 and 4.

BIBLE DRILL**"love God"**

Matthew 22:36,37

Matthew 10:37

Deuteronomy 6:5

Deuteronomy 11:1

1 John 4:16

Colossians 3:14

"love neighbor"

Matthew 22:39

John 13:34,35

Romans 13:10

Leviticus 19:18

Luke 10:27

Galatians 5:14

James 2:8

1 John 4:20

1 Thessalonians 3:12

1 John 4:7

"love enemies"

Luke 6:27,28

Matthew 5:44

Luke 6:35

"obedience shows love"

Joshua 22:5

John 14:15

John 14:21

John 14:23,24

1 John 5:3

THEME TREASURE VERSE PLAQUE

Paste completed plaque on light cardboard.

To make a hanger: Attach a paper clip on the back at the top middle of the plaque with tape so that some of the clip shows above the top edge.

SONGS

Jesus Loves Me

For God so Loved the World

Love, Love

PROJECT

Begin work on the project to be made in both Part 3 and Part 4.

Instructions are on the Pattern pages for the Project, Parts 3 & 4.

The fruit for today is Love.

BIBLE TREASURE HUNT

Continue with the Bible treasure hunt as in Parts 1 and 2.

Do #15 in class. Answer: LOVE. Give the students a fruit code key and #16 to take home. Answer: JOY.

Lesson 16

THEME: Joy -- The Ethiopian man -- Acts 8:26-39.

APPLICATION

We should always have joy in our hearts and lives because we have hope of going someday to be with Jesus in a wonderful, perfect home, if we obey Him. There is joy in heaven when one sinner turns to God. Joy is a treasure.

VERSE

See how much of the Scripture section the students can say from memory.

WORKSHEET

Younger--Heart pattern used in Lesson 15.

Older--Small pictures found on page of Extra things Older, 3 & 4.

BIBLE DRILL

Psalms 119:111	Philippians 4:4	Matthew 13:20	Acts 13:52
Romans 14:17	Romans 15:13	2 Corinthians 13:11	Acts 8:38
Galatians 5:22	Philippians 1:3,4	1 Peter 1:8	Romans 12:12
2 John 12	3 John 4	1 Thessalonians 5:16	Romans 12:15

SONGS

I Have the Joy Down in My Heart

PROJECT

Continue making the tree and add Joy.

BIBLE TREASURE HUNT

Give them #17 to take home. Answer: PEACE.

Lesson 17

THEME: Peace -- Abigail, the peacemaker -- 1 Samuel 25:2-42.

APPLICATION

It is not always easy to have the fruit of peace in our lives but it is far better than anger, fighting or worrying. Peace is a treasure. Jesus is called the Prince of Peace (Isaiah 9:6)

WORKSHEET

Younger--The pattern of a dove is on the Pattern page.

BIBLE DRILL

Matthew 5:9	Psalms 34:14	Psalms 119:165	1 Peter 3:11
Isaiah 9:6	Galatians 5:22	Luke 2:13,14	Isaiah 52:7
John 14:27	Romans 12:18	Romans 14:19	Acts 10:36
Romans 15:13	1 Corinthians 4:33	Romans 14:17	Hebrews 12:14
2 Timothy 2:22	2 Corinthians 13:11		

PROJECT

Fruit--Peace

BIBLE TREASURE HUNT

Take home #18. Answer: LONGSUFFERING.

Lesson 18**THEME:** Longsuffering -- Paul and Barnabas -- Acts 14:1-7, 21-22.**APPLICATION**

We must be longsuffering when others treat us unkindly. Longsuffering is a treasure.

STUDY HELPS

Longsuffering is a kind of patience, which means not to lose your temper even when someone is making you suffer wrongfully. It means to put up with the way others are treating you. It means to put up with hardships, annoyances and distress. We could say that it is the self-control part of patience. God is longsuffering with us when we sin. He does not immediately punish us even though we deserve it, but waits, hoping we will repent. (NOTE;The other part of patience is to never give up your faith in God; to be faithful to God, day after day, no matter how long you live. We will study this in Lesson #22.)

WORKSHEET

Younger-patterns of star, diamond and circle on Pattern Page.

BIBLE DRILL

Romans 2:4	2 Corinthians 6:6	Galatians 5:22	James 1:19
Ephesians 4:2	Colossians 1:11	Colossians 3:12,13	Romans 12:12
2 Timothy 3:10	2 Timothy 4:2	Proverbs 14:29	Proverbs 14:17
1 Corinthians 13:7	1 Corinthians 13:4	Colossians 3:12,13	2 Peter 1:6

PROJECT

Fruit--Longsuffering

BIBLE TREASURE HUNT

Take home #19. Answer: KINDNESS.

Lesson 19**THEME:** Kindness -- David and Mephibosheth -- 2 Samuel 4:4; 9:1-13.**APPLICATION**

Instead of being rough and mean, we need to think about how others feel and treat them with kindness. Kindness is a treasure.

STUDY HELPS

The words from our 2 memory texts are *kindness* in Galatians 5 and *brotherly-kindness* in 2 Peter 1. They carry the idea of compassion, having pity on someone in need, someone weaker than we are. Jesus showed kindness/compassion on the multitudes, on the sick and disabled by helping and healing them. God shows us kindness by giving us so much and helping us in many ways.

Background to the Bible story: Saul's long history of trying to kill David-- 1 Samuel 18-24; the pact between David and Jonathan--1 Samuel 18:1-4; 20:1-42.

VERSE

Students should say all of Galatians 5:22-25 and Luke 6:43-45 without error.

BIBLE DRILL

Colossians 3:12	Ephesians 4:32	Matthew 6:19-21
Proverbs 19:17	Luke 12:32-34	Luke 18:22
Galatians 5:22	Romans 12:10	Matthew 9:36
1 Corinthians 13:4	2 Peter 1:7	1 Thessalonians 5:15
James 3:17	1 Peter 1:22	Proverbs 11:17
Proverbs 12:25	Proverbs 14:21	Proverbs 14:31
1 Peter 3:8,9		

PROJECT

Fruit--Kindness

BIBLE TREASURE HUNT

Take home #20. Answer: GOOD FRUIT.

Lesson 20

THEME: Review.

BIBLE TREASURE HUNT

Play the Bible treasure hunt game, first with just the fruit of the Spirit; then with the entire game for Parts 1, 2, and 3.

WORKSHEET

Younger: Paste the fruit for Part 3 only on the tree. Found on page of Extra things for worksheets, Parts 3 & 4, Younger. Cut fruit cards before class.

DO NOT TAKE WORKSHEETS HOME for PART 3. Save them to go with Part 4 in order to have all the Fruit of the Spirit in one booklet.

There is only one cover for Parts 3 and 4 together.

PROJECT

Be sure to keep the project tree in the classroom to add fruit in Part 4.

PART 4 -- *THE FRUIT OF THE SPIRIT* continued

Lesson 21

THEME: Goodness -- Dorcas -- Acts 9:36-42.

APPLICATION

God is good to us. If we want to be like God we must be good to others by the kinds of things we do for them.

STUDY HELPS

The Bible says God is good: Psalm 31:19. The Bible says that when we help the poor it puts treasure in heaven for us: Luke 12:33.

VERSE

The memory section for Part 4 is 2 Peter 1:5-8 for ALL students. Distribute the memory page. You may want to also continue Galatians 5 and Luke 6.

WORKSHEET

Younger--patterns of clothes to trace are on page of Patterns, Parts 3 & 4.
Older--continue to use the fruit code key.

BIBLE DRILL

Romans 15:14	Galatians 5:22	Ephesians 5:9	3 John 11
2 Thessalonians 1:11	Romans 12:9	Colossians 1:10	Titus 3:14
2 Thessalonians 3:13	Romans 2:10	Titus 3:8	Matthew 7:12
1 Thessalonians 5:21	James 3:17	1 Peter 2:12	Luke 12:33
1 Peter 3:11	Ephesians 2:10	1 Timothy 6:18	

PROJECT

Continue adding fruit to the Fruit of the Spirit Tree. Today--Goodness.

BIBLE TREASURE HUNT

Continue with the Bible treasure hunt as in Parts 1, 2, and 3.
Do #21 in class. Give the students #22 to take home to complete.
Answer #21: GOODNESS. Answer #22: FAITHFUL.

Lesson 22

THEME: Faithfulness -- Daniel and the lions -- Daniel 6.

APPLICATION

God is faithful; we can count on Him. One of the treasures of the Bible and one of the Fruit of the Spirit is faithfulness. We must stay true, loyal to God no matter what happens to us.

STUDY HELPS

See the notes under Study helps in Lesson 18 in order to be able to place the right emphasis in this lesson.

We must never give up our faith in God and His promises. That is what it means to be firm in the faith. Sometimes this is called patience or steadfastness. We can be faithful, no matter what, because we know that God keeps His promises of a heavenly home. Our faithfulness, firmness in what we believe, affects other people's lives. Daniel's faithfulness affected the king and caused him to glorify God.

Faithfulness--true, loyal, trustworthy in doing our duty & fulfilling our promises. (Galatians 5:22)

Steadfastness--steady, unwavering, fixed.

Perseverance--continue in spite of difficulties. (2 Peter 1:6)

WORKSHEET

Younger--patterns of a window and of lions to trace-on the Page of patterns.

Older--verses to paste are on the page of Extra things, Parts 3 & 4 older, Page 1. Explain before doing the worksheet: 1 Peter 5:8 says that Satan is a roaring lion looking how to eat us. This means he is looking for a way to make us sin. When we decide not to sin, we are faithful to God. The Bible teaches us in Psalm 119:11 that we should memorize verses to have them ready in our minds to help us resist the temptations of Satan. Some other temptations and verses:

"Come on. Don't be a goody goody. Drink a little wine (beer, whisky) with us. Everybody does." Proverbs 23:31,32

"Stay home or your uncle will laugh at you if you go to church." Luke 6:28

"Push your little brother because it fun to see him fall." Proverbs 24:17,18

BIBLE DRILL

1 Peter 5:8,9
 Hebrews 6:12
 Ephesians 6:16
 Hebrews 3:6
 Colossians 1:23

1 Timothy 6:11
 Galatians 5:22
 Revelation 2:10
 James 5:10,11
 Colossians 4:2

Revelation 2:3
 2 Peter 1:6
 1 Corinthians 15:58
 James 5:8
 Hebrews 3:14

PROJECT

Fruit--Faithfulness

BIBLE TREASURE HUNT

Check # 22. Give the students #23 to take home to complete. #23:GENTLENESS.

Lesson 23

THEME: Gentleness -- Moses -- Numbers 12:1-16.

APPLICATION

God was gentle many times with His people. Moses was also. One of the Bible treasures, Fruit of the Spirit, that we must have in our lives is gentleness. When people do things against us, we must speak and act with gentleness. We must let God's Word speak rather than our own ideas.

STUDY HELPS

The opposite of gentleness (meekness) is harshness, pride, fight back, argue, demand, anger, lose your temper, vengeance.

Qualities that go very closely with gentleness are mercifulness and patience.

VERSE

Check how much of the memory section the students can say.

BIBLE DRILL

Numbers 12:3
 Philippians 4:5
 James 3:17
 Matthew 11:29
 Galatians 6:1

Galatians 5:23
 Ephesians 4:2
 Ecclesiastes 10:4
 James 1:21
 1 Timothy 6:11

Titus 3:2
 Colossians 3:12
 Proverbs 15:1
 Matthew 5:5
 1 Peter 3:15

PROJECT

Fruit--Gentleness

BIBLE TREASURE HUNT

Check #23. Give the students #24 to complete at home. #24:SELF-CONTROL.

Lesson 24

THEME: Self-control -- David and Saul -- 1 Samuel 26:1 to 27:2.

APPLICATION

Self-control is a quality of the Fruit of the Spirit that will affect your whole life. It is basic to many of the other fruit qualities: faithfulness, patience, peace, kindness, gentleness, goodness, godliness. Self-control is

truly a Bible Treasure. **STUDY HELPS**

Self-control--to put the brakes on your mind, tongue, hands and body; to keep yourself from doing things you should not do; also, to make yourself do the things you should do; to decide ahead of time, "I will" or "I will not" do a certain thing.

The opposite of self-control is to do or say whatever you feel like, without thinking about or caring what the consequences might be.

BIBLE DRILL

Acts 24:25
2 Peter 1:6
Titus 2:2
1 Peter 5:8
1 Peter 4:7

Titus 1:8
1 Peter 1:13
Titus 2:12
Galatians 5:23
Ephesians 5:18

2 Timothy 1:7
1 Thessalonians 5:8
Psalm 119:11

PROJECT

Fruit--Self-control

BIBLE TREASURE HUNT

Check #24. Give the students #25 to complete at home. #25: GODLINESS.

Lesson 25

THEME: Godliness -- Daniel & his friends -- Daniel 1.

APPLICATION

We must put God first in everything that we do in order to have godliness in our lives. When we have all the fruits of the Spirit in our lives we have godliness (2 Peter 1:7). Godliness is to be like God, holy and pure. Another Bible Treasure.

STUDY HELPS

Virtue--righteousness, doing right things according to God. (2 Peter 1:5)

Holy--pure, sacred, set apart from unclean things, reverent, respectful of all that is good.

VERSE

The students should be able to repeat 2 Peter 1:5-8 without error.

WORKSHEET

Younger--the patterns of NO and YES to trace are on the Page of patterns.

Older--pictures & words to paste: Page of extra things, Parts 3 & 4, page 2.

BIBLE DRILL

2 Peter 1:5
2 Peter 3:11
1 Timothy 2:10
1 Timothy 6:11
Philippians 4:8

1 Peter 1:15,16
2 Peter 1:7
1 Timothy 4:7,8
Hebrews 12:14

Matthew 5:48
1 Timothy 2:1,2
1 Timothy 6:6
Titus 2:12

PROJECT

Fruit--Godliness

BIBLE TREASURE HUNT

Check #25. Give the students #26 to complete at home. #26: SPIRIT.

Lesson 26

THEME: Review.

BIBLE TREASURE HUNT

Check #26.

Play the TREASURE HUNT game using Parts 3 and 4. Then add Parts 1 and 2.

The students may take their game home at the end of this lesson.

WORKSHEET

Younger: Paste the fruit of Part 4 on the tree which already has the fruit from Part 3, Lesson 20. Repeat the verses.

Older: The crossword puzzle repeats Part 3 as a review and adds Part 4. Pages 2 & 3 of review--Fruit of the Spirit code words in verses to decipher.


PROJECT

Mount the open Bible and attach it to the tree.

Complete whatever might be missing from the project fruit tree.


by Margaret Elliott
1996, 2003

BIBLE TREASURES



PART 1

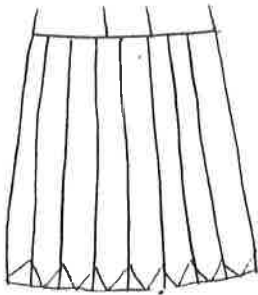
GOD'S ARMOR



(memory

verses

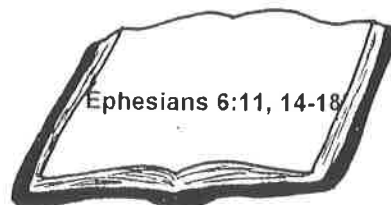

picture)

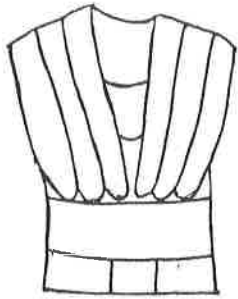


1
GIRDLE OF TRUTH
Jesus and the Jews -- John 8:25-59



Circle the pictures of the things or people that tell the truth.






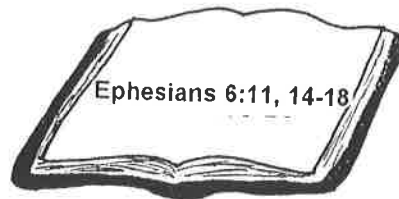

2

BREASTPLATE OF RIGHTEOUSNESS

Zacharias and Elizabeth -- Luke 1:5-25; & 57-80



Circle the pictures that show someone doing what is right.
Cross out the pictures of someone doing something wrong.
Color the pictures that show righteousness.

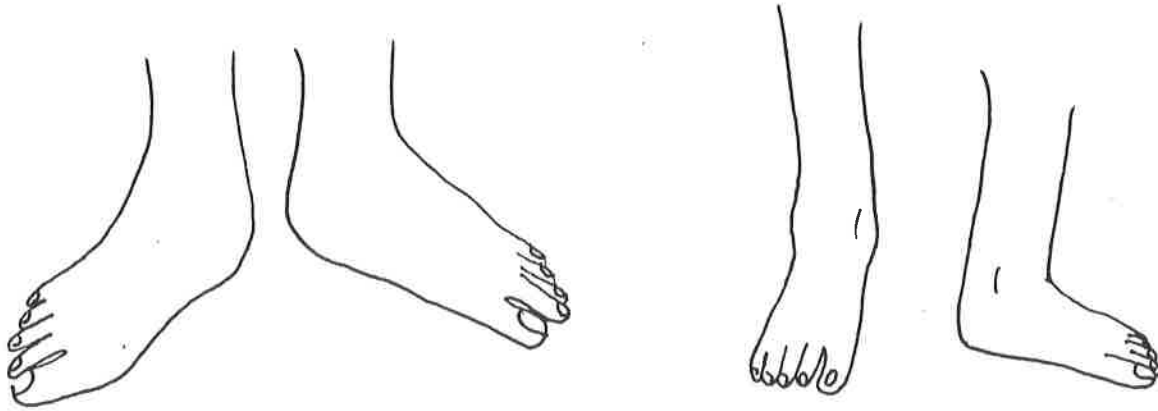




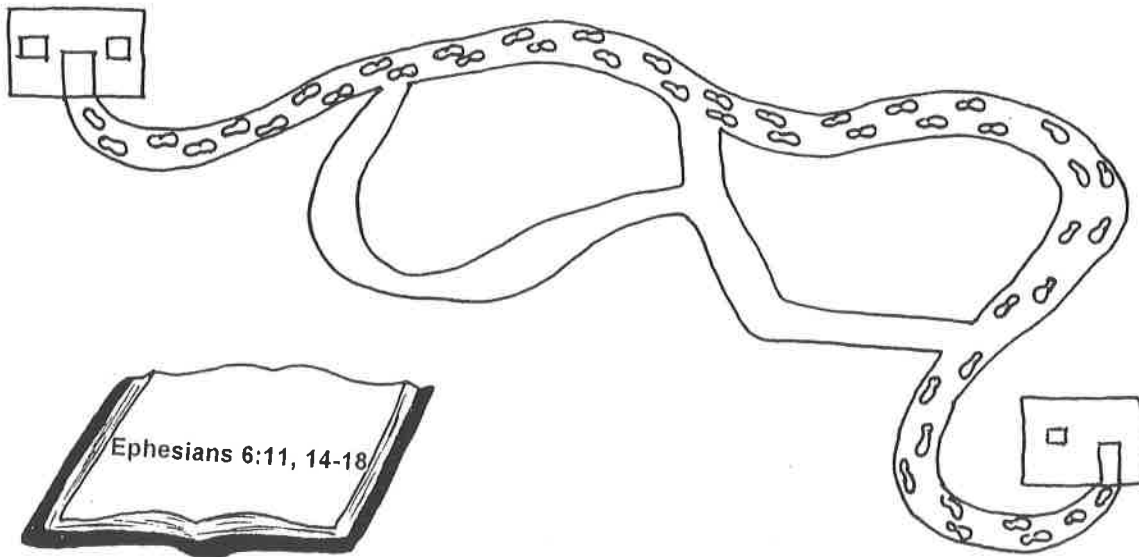
3
SHOES TO TAKE THE GOSPEL
Peter and Cornelius -- Acts 10

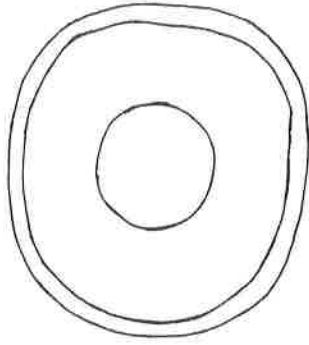


Put shoes on the feet. Be sure the shoes fit.
What do the feet represent?



Follow the foot prints from your house to another house. Why did you go there?






4
SHIELD OF FAITH
Noah -- Genesis 6:5 to 9:17

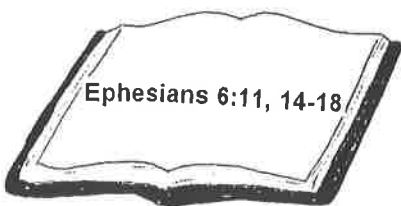



Paste what Noah made because he believed what God said.
Paste what God sent to go into the ark.



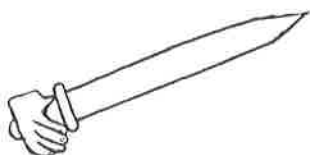
HELMET OF SALVATION

Jesus' death on the cross -- Luke 23:1 to 24:10



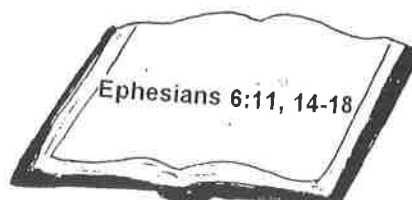
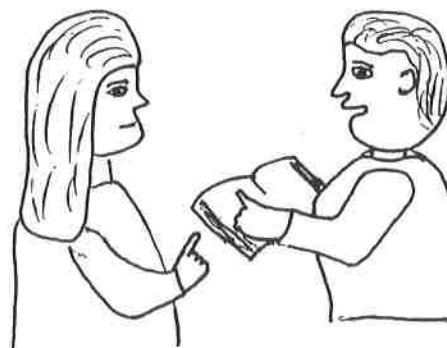
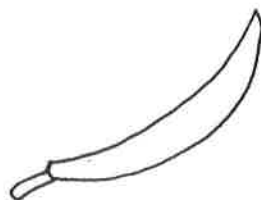
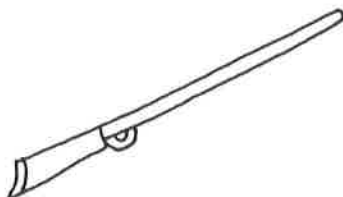

SWORD OF THE SPIRIT

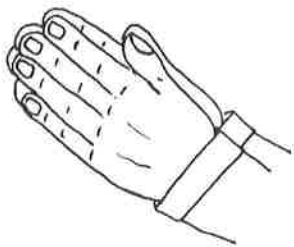
Ezra reads the Law -- Nehemiah 8



What does a sword look like? Paste it here.

Draw a circle around the way Christians are supposed to fight.




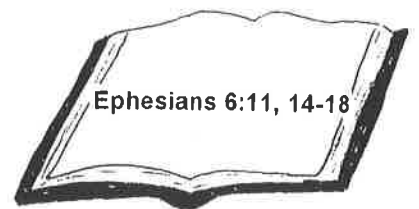


7
PRAYER

Hezekiah -- 2 Kings 18:17 to 19:37



We take to God when we pray.



REVIEW for younger students

Put on the whole armor of God

Stand therefore, having
girded your waist with
truth,


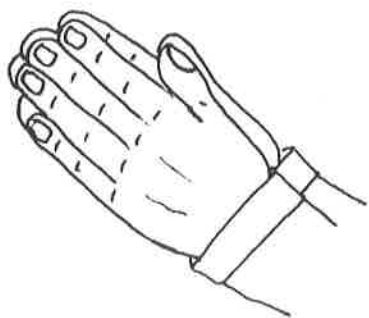
having put on the
breastplate of
righteousness,

and having shod your feet
with the preparation of
the gospel of peace;

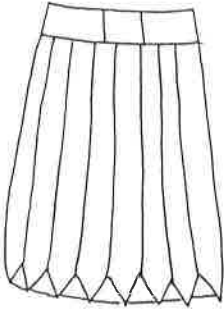
above all, taking the
shield of faith with which
you will be able to quench
all the fiery darts of the
wicked one.

And take the helmet
of salvation,

and the sword of the Spirit,
which is the word of God;



praying always with all prayer...
Ephesians 6:11, 14-18




1
GIRDLE OF TRUTH
Jesus and the Jews -- John 8:25-59


Telling the Truth





Paste the verse and the pictures or names in the correct places to make the statement true.





is the word
of truth.




is called the way,
the truth and the life.






cannot lie.



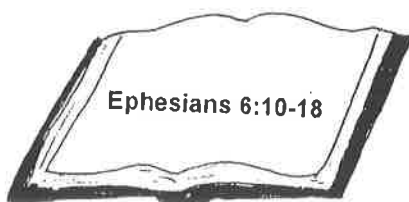

is a liar and
the father of lies.

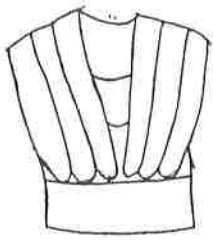


All liars will go to
be punished in the




must tell the
truth now days.





BREASTPLATE OF RIGHTEOUSNESS

Zacharias and Elizabeth -- Luke 1:5-25; & 57-80



Choose the word that correctly completes the sentence.
Cross out the incorrect words.

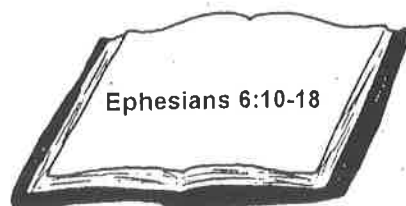
1. Zacharias was a (king, shepherd, priest) who along with his wife was (proud, righteous, disobedient) before God.
2. He and his wife were (young, middle-aged, old) and had (3, 0, 2) children.
3. (An angel, a prophet, Moses) appeared to Zacharias while he was offering (a lamb, meal, incense) in the temple.
4. The angel said that Zacharias' wife (Mary, Elizabeth, Sarah) was going to have a (daughter, son) named (John, Jesus, James).
5. The son was to be the one to prepare the way for (John, Jesus, James).
6. Because Zacharias did not believe the angel, he was made (blind, crippled, dumb) until it came true.
7. When the baby was 8 days old the (neighbors, relatives, Pharisees, angels) did not want to call him John.
8. Zacharias wrote on a tablet "His name is (James, John, Jesus).
9. Immediately Zacharias could (walk, hear, speak) and praised God.
10. The people were (angry, amazed, sad) because of these miracles.

Fill in the spaces of this verse that tells the reason God chose Zacharias and Elizabeth.
Then, underline the words that explain what it means to be righteous.

And _____ were both _____ before _____, walking in _____ the

_____ and ordinances of the Lord _____. Luke 1:6

In your own words write what "righteousness" means.



SHOES TO TAKE THE GOSPEL

Peter and Cornelius -- Acts 10



Match the shoes to complete the verses.
Then read the verses that talk about the gospel.

And how shall they preach
unless they are sent?
As it is written:



to preach the gospel to you who
are in Rome.

Romans 1:15

So, as much as is in me,
I am ready



teaching them to observe all things
that I have commanded you...

Matthew 28:19,20

Go therefore and make
disciples of all the nations,
baptizing them in the name
in the name of the Father
and of the Son and
of the Holy Spirit,



How beautiful are the feet of those
who preach the gospel of peace,
Who bring glad tidings of good things!

Romans 10:15

And He said to them,
Go into all the world



and that He was buried, and
that He rose again the third day
according to the Scriptures,

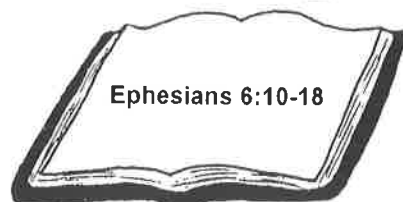
1 Corinthians 15:3,4

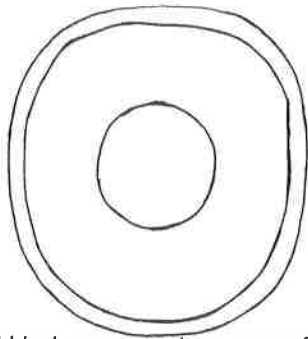
For I delivered to you first of
all that which I also received:
that Christ died for our sins
according to the Scriptures,



and preach the gospel to
every creature.

Mark 16:15






4


SHIELD OF FAITH

Noah -- Genesis 6:5 to 9:17



Fill blank spaces in these verses from the New Testament that talk about Noah.

By _____, being divinely _____ of things not yet seen, moved with
_____ fear, prepared an ark for the saving of his household, by which ____
condemned the world and became heir of the _____ which is
according to _____. Hebrews 11:7



Faith
helps us
to say
"NO!"
to Satan.

The fiery darts are the _____ of Satan.
Faith _____ us from his temptations.
How do we know whether something is a temptation or not?
How can we have more faith?






HELMET OF SALVATION

Jesus' death on the cross -- Luke 23:1 to 24:10



Match the helmets and the crosses in order to connect the two parts of each verse.
Then, read the verses to be sure that they talk about salvation.


Nor is there salvation
in any other for there



for it is the power of God to
salvation for everyone who
believes...

Romans 1:16

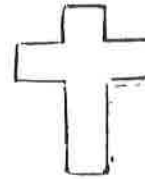
For I am not ashamed
of the gospel of Christ,



to save sinners...

1 Timothy 1:15

And take the helmet



is no other name (Jesus) under
heaven given among men by
which we must be saved.

Acts 4:12


...that Christ Jesus
came into the world



if we neglect so great a
salvation...?

Hebrews 2:3

how shall we escape

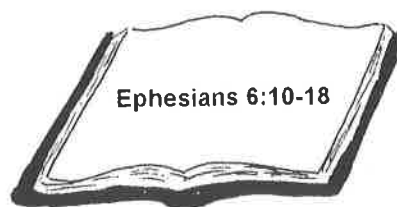


of salvation... Ephesians 6:17

Who made salvation possible? _____ and _____ John 3:16 & 1 Timothy 1:15


Fill the spaces with the missing vowels.

What does "salvation" mean? T _ b _ s _ v _ d, r _ sc _ _ d _ fr _ m d _ _ th
_ nd p _ n _ shm _ nt f _ r th _ s _ ns w _ h _ v _ d _ n _ .



SWORD OF THE SPIRIT

Ezra reads the Law -- Nehemiah 8



Fill in the crossword puzzle about the Bible.

ACROSS

3. What is the Bible called in 2 Timothy 3:16?
5. The word that says we have to obey.
8. God's Word is _____.
9. What is the Bible called in Hebrews 4:12?
10. Without the Bible we would not know what this is.

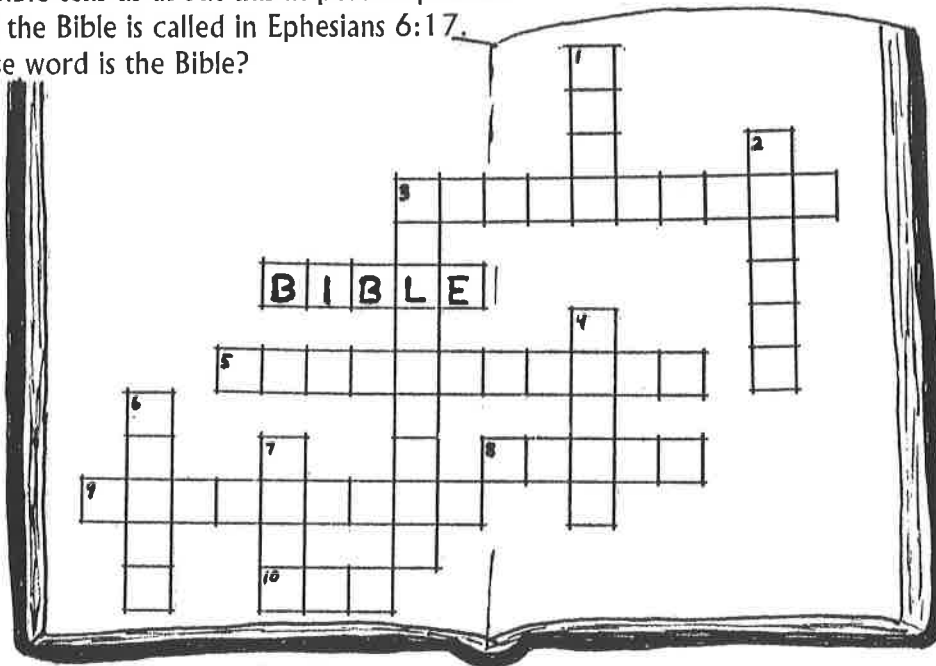
DOWN

1. What the Word of God is like in Psalm 119:105.
2. What we should do with the Bible every day.
3. The Bible tells us that Jesus came to bring us _____.
4. The Bible tells us about this important person.
6. What the Bible is called in Ephesians 6:17.
7. Whose word is the Bible?

WORD LIST

truth
read-it
scriptures
sin
commandment

sword
Jesus
word-of-God
God's
salvation
lamp



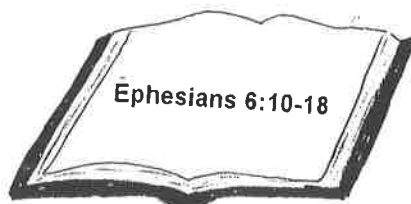
Fill in the missing words of Acts 17:11.

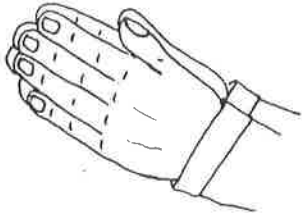
These were more fair-minded than those in Thessalonica, in that they _____ the
_____ with all readiness, and _____ the _____ to find out
whether these things were so.

Nehemiah 8:1, 9, 12

What part of the Bible did Ezra read to the people of Israel? _____

What did the people do when they heard the words? _____





7

PRAYER

Hezekiah -- 2 Kings 18:17 to 19:37


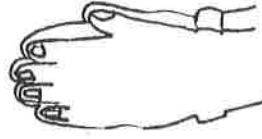
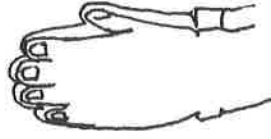
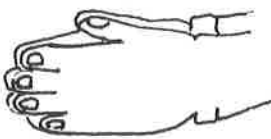


Read the question. Look in the verse for the answer.
Write the answer in the picture of praying hands.

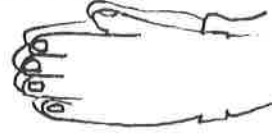
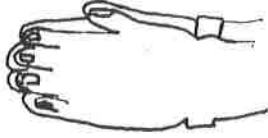
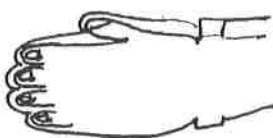
When should we pray? Ephesians 6:18



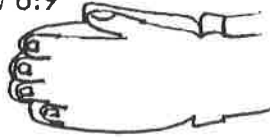
Where can we pray? Name some places.



How should we pray? Hebrews 10:22; Acts 9:40; Mark 11:25



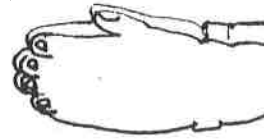
To whom must we pray? Matthew 6:9



In whose name must we pray? Ephesians 5:20

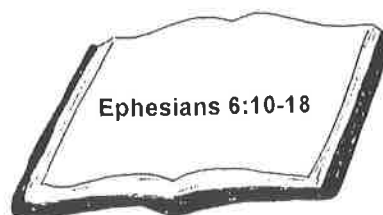


Who helps the Christian to pray? 1 Timothy 2:5; Romans 8:26



Name 3 people for whom you should be praying and why.

Name something that you need to pray about for yourself.



REVIEW *for older students*

Write the name of the piece of armor on each piece.

Paste the verses beside the correct parts of the Christian armor.

Draw a line from the piece of armor to its name in the verse.

In the verses, underline the spiritual significance of each piece of armor.

Paste verse 11 here

Paste
here

Paste
here

Paste
here

Paste
here

Paste
here

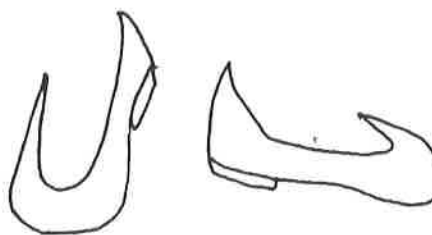
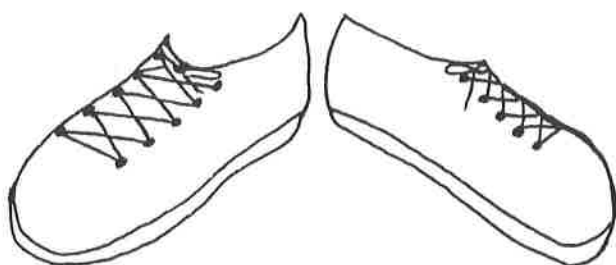


Paste verse 18 here


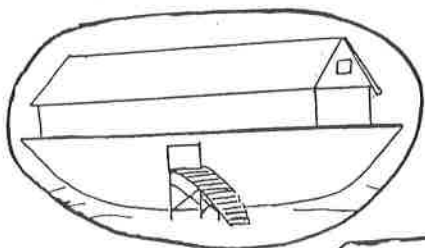
Paste here

Page of extra things for worksheets, Part 1, younger students, *BIBLE TREASURES*

Lesson 3



Lesson 4




Paste this on the cover
when you have said all
the verses from memory.



The Bible for the
treasure chest.



Lesson 6



Page of extra things for worksheets, Part 1, older students **BIBLE TREASURES**


Lesson 1:

"...the devil...*does not* stand in the truth, because there is no truth in him. When he speaks a lie, he speaks from his own, for he is a liar and the father of it."

John 8:44

But the cowardly, unbelieving,... idolaters, and all liars shall have their part in the lake which burns with fire and brimstone, which is the second death.

Revelation 21:8



Jesus said to him, "I am the way, the truth, and the life. No one comes to the Father except through Me.

John 14:6

Therefore, putting away lying, Let each one speak truth with his neighbor...


Ephesians 4:25

in hope of eternal life which God, who cannot lie, promised before time began,

Titus 1:2

Jesus said when praying to God: Sanctify them in Your truth. Your word is truth.

John 17:17



God	Jesus	Satan	Everyone
-----	-------	-------	----------

Lesson 8

11 Put on the whole armor of God, that you may be able to stand against the wiles of the devil.

14 Stand therefore, having girded your waist with truth,

having put on the breastplate of righteousness,

15 and having shod your feet with the preparation of the gospel of peace;

16 above all, taking the shield of faith with which you will be able to quench all the fiery darts of the wicked one.

17. And take the helmet of salvation,

and the sword of the Spirit, which is the word of God;

18. praying always with all prayer and supplication in the Spirit...

Ephesians 6:10-18

Paste this on the cover when you have said all the verses from memory.



Bible for treasure chest



Page of extra things, PROJECT Part 1, BIBLE TREASURES
For All the Students

Verses to paste:

11 Put on the whole armor of God, that you may be able to stand against the wiles of the devil.

14 Stand therefore, having girded your waist with truth, having put on the breastplate of righteousness,

15 and having shod your feet with the preparation of the gospel of peace;

16 above all, taking the shield of faith with which you will be able to quench all the fiery darts of the wicked one.

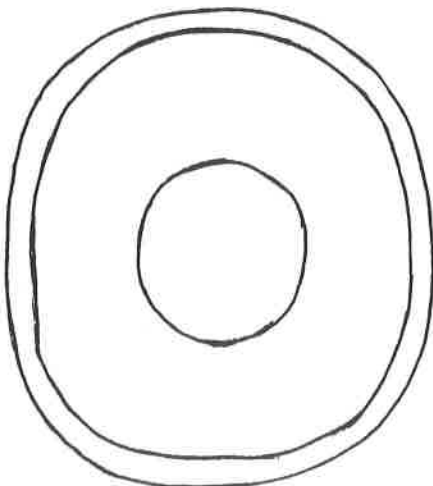

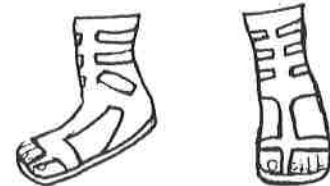
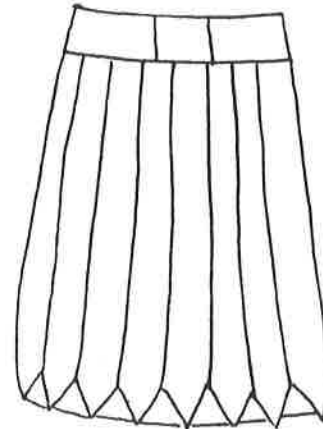
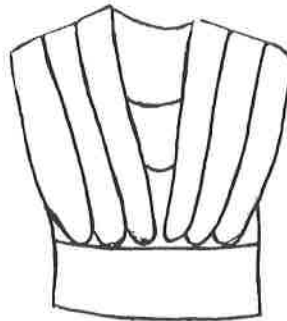
17 And take the helmet of salvation,

and the sword of the Spirit, which is the word of God;

18 praying always with all prayer and supplication in the Spirit...

Ephesians 6:10-18

Pieces of armor to paste:



THE CHRISTIAN SOLDIER

paste
here

paste
here

paste
here

paste
here

paste
here

paste
here

paste
here

paste hands
here

paste
here

paste reference here



BIBLE TREASURES
Memory Verses
Part 1, Younger Students

Ephesians 6:11, 14 - 18

11 Put on the whole armor of God...

14 Stand therefore, having girded your
waist with truth,

having put on the breastplate
of righteousness,


15 and having shod your feet with the
preparation of the gospel of peace;

16 above all, taking the shield of faith
with which you will be able to quench all
the fiery darts of the wicked one.

17 And take the helmet of salvation,

and the sword of the Spirit,
which is the word of God;

18 praying always with all prayer...
Ephesians 6:11, 14 - 18



BIBLE TREASURES
Memory Verses
Part 1, Older Students

Ephesians 6:10-18

10 Finally, my brethren,
be strong in the Lord and
in the power of His might.

11 Put on the whole armor of God,
that you may be able to stand
against the wiles of the devil.

12 For we do not wrestle against
flesh and blood, but against principalities,
against powers, against the rulers of the
darkness of this age, against spiritual hosts
of wickedness in the heavenly places.

13 Therefore take up the whole armor
of God, that you may be able to withstand
in the evil day, and having done all, to stand.

14 Stand therefore, having girded your
waist with truth, having put on the
breastplate of righteousness,


15 and having shod your feet with the
preparation of the gospel of peace;

16 above all, taking the shield of faith
with which you will be able to quench all
the fiery darts of the wicked one.

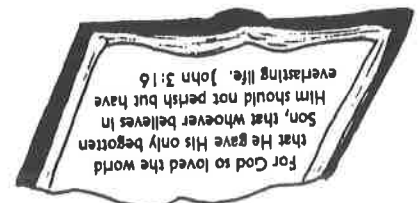

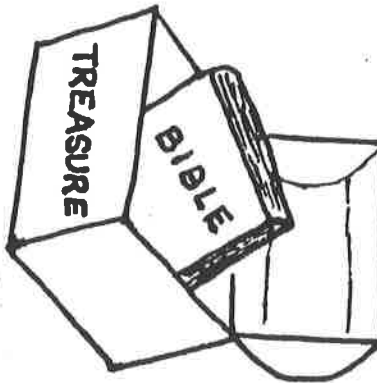
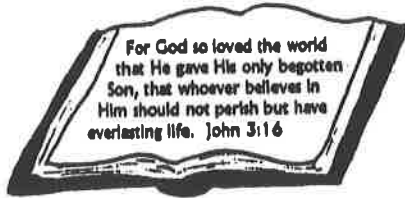
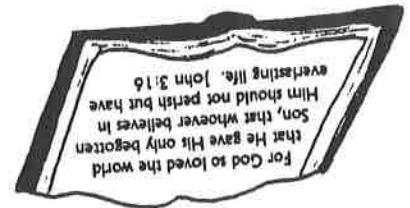

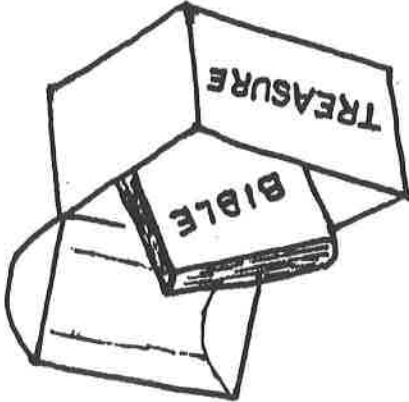

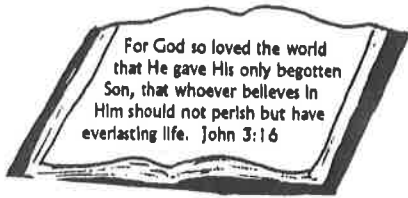
17 And take the helmet of salvation,
and the sword of the Spirit,
which is the word of God;

18 praying always with all prayer
and supplication in the Spirit...

Ephesians 6:10-18



Extra things for the Theme Treasure Verse Plaque



I rejoice

paste open
Bible here

at

Your word

as one

who finds

great

paste
treasure
chest
here

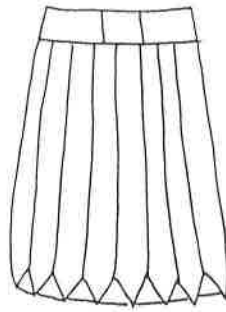
treasure.

Psalm 119:162

Treasure Hunt, Part 1, BIBLE TREASURES-----All Students

#1

Ephesians 4:25



#2

Psalms 106:3



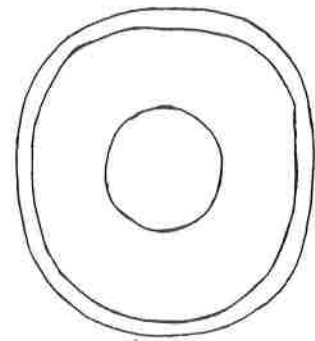
#3

Romans 10:15



#4

1 John 5:4



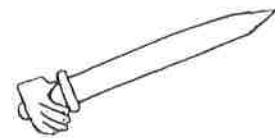
#5

1 Thessalonians 5:8



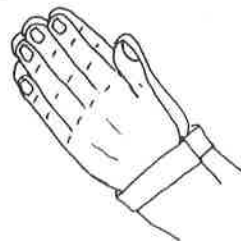
#6

Hebrews 4:12



#7

1 Thessalonians 5:17






#8

Romans 13:12



BIBLE TREASURES



PART 2 IMPORTANT PEOPLE


(Memory verse pictures)

**THE ETERNAL, PERFECT,
ALL-POWERFUL,
LOVING GOD
OUR FATHER**

Gave us the Bible -- Jeremiah 36



Finish the pictures. Paste the scroll, the fire and the other scroll in the correct places.



JESUS CHRIST, GOD'S SON


The central person of the Bible -- John 1:29-51



Ի հոօյն - Jesus



Color the picture.





11

THE CHURCH

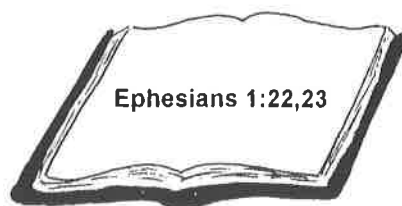


God's people today
Acts 2:38-47; 4:23-37; 11:26



Draw a circle around the picture that shows what the church is according to the Bible.

Draw a square around the pictures that show what the church does.

Draw a star around the picture that shows how we know what to do in the church.





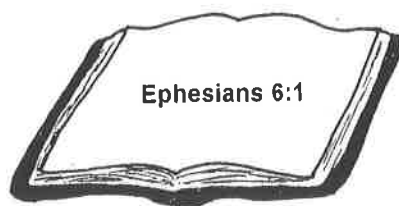
12

THE FAMILY

Mary, Joseph and Jesus -- Luke 2



Draw your family. At the bottom of the page write your name.





13

FRIENDS

Jonathan and David


1 Samuel 18:1-4; 19:1-10; 20:1-42



Who are these famous friends told about in the Bible?



Draw a picture of yourself and your friend.

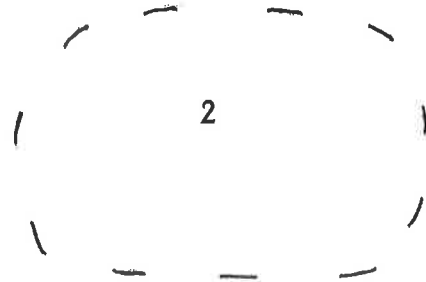
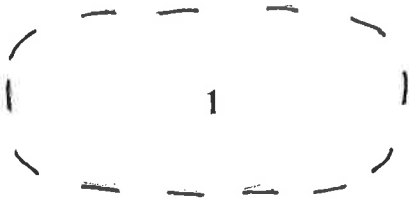


REVIEW for the younger students

Paste the pictures in the order of their importance where it says 1, 2, 3, 4, 5, 6.

God, who at various times and in various ways spoke... by the prophets, has in these last days spoken to us by His Son... Hebrews 1:1,2

Philip...said..."We have found Him of whom Moses...and also the prophets wrote--Jesus...
John 1:45



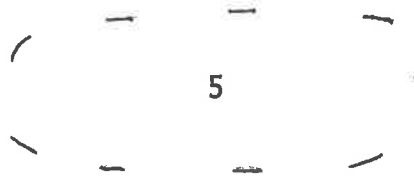
And God... gave (Jesus) to be head over all things to the church, which is His body...
Ephesians 1:22,23



Children, obey your parents in the Lord: for this is right.
Ephesians 6:1

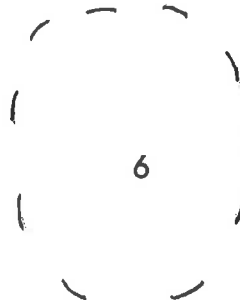


Greater love has no one than this, than to lay down one's life for his friends.
John 15:13



O Lord...You know my sitting down and my rising up;... my thought ... my path ... my lying down, ...all my ways.

Psalms 139:1-3



I am _____



THE ETERNAL, PERFECT, ALL-POWERFUL, LOVING GOD, OUR FATHER

Gave us the Bible -- Jeremiah 36




Fill in the crossword puzzle that tells some important things about God.

ACROSS

- 2- In Leviticus 19:1,2 the LORD says He is _____.
- 5- To whom was Jeremiah to read God's words? Jer. 36:6
- 7- What book is God's Word?
- 8- John 17:3 says God is "the only _____ God."
- 10-Matthew 5:48 says that God is _____.
- 12- What God spoke to Jeremiah. Jer. 36:2
- 13- 1 John 4:8 says that "God is _____."

DOWN

- 1- Hebrews 6:18 says that it is impossible for God to _____.
- 3- Revelation 19:6 calls God _____.
- 4- We cannot see God because He is _____. Jn. 4:24
- 6- The form of books when the Bible was written. Jer. 36:2
- 9- God sees _____ thing. Proverbs 15:3
- 11- God is _____. Deuteronomy 33:27
- 12- What God told Jeremiah to do with His words. Jer. 36:2



LIST OF WORDS

write	perfect	eternal	omnipotent	people
holy	scroll	every	true	love
Bible	lie	words	spirit	

Where does it say this in the Bible?

Write one reference (the book, chapter and verse) for each one of these.
Hint: Look at the beginning of the chapters.




1. "...the LORD said..." (In Exodus) _____
2. "The word that came to Jeremiah from the LORD..." _____
3. "Thus says the LORD:" (chapters 50 to 60 of Isaiah) _____

These are just examples of the many, many times that God spoke and men wrote down what He said.

JESUS CHRIST, GOD'S SON

The central person of the Bible -- John 1:29-51



Things About Jesus from
the beginning to the end of the Bible

SOMEONE IS COMING



Genesis 3:15 "And I will put enmity Between you (Satan) and the woman , And between your seed and her ____; ____ shall bruise your head, And you shall bruise His heel."

Isaiah 7:14 "Behold, the virgin shall conceive and bear a ____, and shall call His name _____."

Daniel 9:25 "Know therefore and understand, That from the going forth of the command To restore and build Jerusalem Until _____ the Prince, There shall be seven weeks and sixty-two weeks;"

SOMEONE HAS COME

Luke 2:11 "For there is born to you this day in the city of David a _____, who is _____ the

_____." John 1:45 "We have found Him of whom Moses in the law, and also the prophets, wrote--

_____ of Nazareth, the son of Joseph." Matthew 16:16 Simon Peter answered and said, "You are the

_____, the _____ of the living _____." 1 Corinthians 15:3,4 "For I delivered to you first of all that which

I also received: that _____ died for our sins according to the _____, 4 and that He was


buried, and that He _____ again the third day according to the _____."

SOMEONE IS COMING AGAIN

Acts 1:11 "This same _____, who was taken up from you into heaven, will so come in like manner as you

saw Him go into heaven." Revelation 22:20 "He who testifies to these things says, 'Surely I am coming

quickly.' Amen. Even so, come, _____!"



Write 3 things that you know about Jesus besides the things on this work sheet.

1. _____
2. _____
3. _____




THE CHURCH

God's people today -- Acts 2:38-47; 4:23-37; 11:26




Paste the picture in the correct place according to what each verse says about the form of the church.

Ephesians 1:22,23




Ephesians 2:19



Hebrews 12:23



Matthew 16:18,19



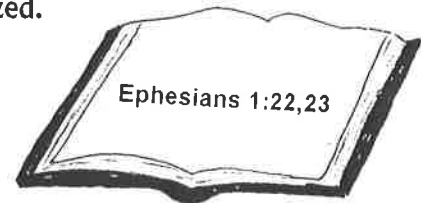
Circle the correct answers.

1. Who is part of the church?

Muslims only Jews only Gentiles Christians
people who believe in Jesus, repent of their sins and are baptized.

2. What does the word "church" mean?

assembly building congregation school business



3. What is the work of the church?

to cause trouble to preach the gospel help each other help the poor
comfort and rejoice encourage one another worship God have contests
show the world that we are better than anyone study God's Word
help demonstrate against the government

Important Facts

The church began on the day of _____ after Jesus went back to heaven. The first Christians were _____. Later _____ also became Christians. Today, anyone who believes in _____, repents of his _____, and is baptized to have his sins forgiven is a member of the church of which Jesus is the _____.



12

THE FAMILY

Mary, Joseph and Jesus -- Luke 2



Number from 1 to 3 these things according to their importance.

___ friends ___ family ___ God and His church

When did God make the first family? _____

Was His family important in Jesus' life? _____ How do we know? _____

Name the people in your family. How are you related to each one? (ex. sister, grandfather)

Read the verses. Draw a line between the verse and the person to whom it is speaking.
Then, draw a line between the person and the things he or she must do.

Ephesians 5:23,28

old, gray-haired
people

love your husband and your children,
be obedient to your own husband,
be homemakers.

Titus 2:4,5

woman--wife

declare God's strength to this generation (younger ones).

Psalms 71:18

husband

honor, care for widows in the family in their needs.

Ephesians 6:1

children and
grandchildren

be head of the wife.
love your own wife as you love yourself.

1 Timothy 5:3,4

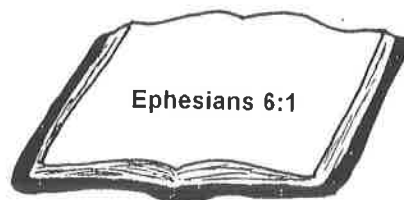
fathers

obey your parents.

Ephesians 6:4

children

bring up your children in the training of the Lord.





13 FRIENDS


Jonathan and David

1 Samuel 18:1-4; 19:1-10; 20:1-42



Talk about what a friend is and how to be a good friend. Then, draw a star beside the things that friends should do for and with one another. Draw an X by the things that friends should not do.

- fight get angry often tell their secrets to others
- lie to your friend threaten "I won't be your friend if..." break promises
- refuse to help one another make your friend wait on you be forgiving
- run away when your friend is in trouble share pray for one another
- keep secrets help each other talk about others
- keep promises stick to your friend be selfish
- explain that you cannot lie for anyone can disagree and still be friends
- talk about God and the Bible to each other look for ways to be helpful
- do things together love each other even when your feelings are hurt



Now, color the stars that mark the things that David and Jonathan did for and with each other.

Is it important to be careful whom we choose as friends? _____

Fill in the blanks in these verses to see if you gave the correct answer to the question.

Proverbs 13:20 He who walks with wise men will be _____, But the companion of _____
will be destroyed. Proverbs 22: 24 _____ friendship with an angry man, And with a
furious man _____, 25 Lest you _____ his ways And set a snare for your soul.

REVIEW for the older students

Paste the pictures in the order of their importance where it says p #1, p #2, p #3, p #4, p #5, p #6.
Paste the memory verse beside the correct picture. Paste on v #1, v #2, v #3, v #4, v #5, v #6.

p #1

v #1

p #2

v #2

v #3

p #3

v #4

p #4

v #5

p #5




v #6

p #6

I am important too. God knows all about me. My name is _____

Page of extra things for worksheets and project, Part 2 BIBLE TREASURES
Younger Students




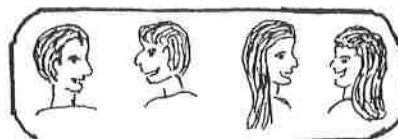

PROJECT



Lesson 9



Lesson 14







Pictures to paste on the cover for Part 2 when you have said the verses from memory.



Page of extra things for worksheets Part 2
Older Students

BIBLE TREASURES

Lesson 11



Lesson 14

Hebrews 1:1,2






Ephesians 1:22,23

John 15:13


Psalms 139:1-4

John 1:45

Ephesians 6:1



Pictures to paste on the cover of Part 2 when you have said the verses from memory.



Page of extra things, PROJECT Part 2
Older Students

BIBLE TREASURES

Verses to paste:

God, who at various times and in various ways spoke in time past to the fathers by the prophets, has in these last days spoken to us by His Son, whom He has appointed heir of all things, through whom also He made the worlds; Hebrews 1:1,2

Philip found Nathanael and said to him, "We have found Him of whom Moses in the law, and also the prophets, wrote--Jesus of Nazareth, the son of Joseph." John 1:45







And He (God) put all things under His (Jesus) feet, and gave Him to be head over all things to the church, which is His body... Ephesians 1:22,23

Children, obey your parents in the Lord: for this is right. Ephesians 6:1

Greater love has no one than this, than to lay down one's life for his friends. John 15:13

O Lord, You have searched me and known me.
You know my sitting down and my rising up;
You understand my thought afar off.
You comprehend my path and my lying down,
And are acquainted with all my ways.
For there is not a word on my tongue,
But behold, O Lord, You know it altogether.
Psalm 139:1-4

People to paste:

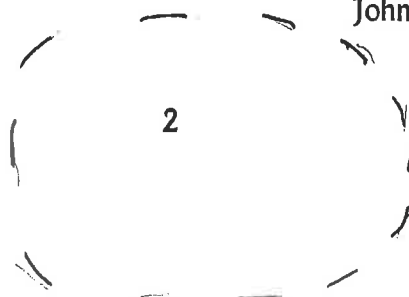


IMPORTANT PEOPLE

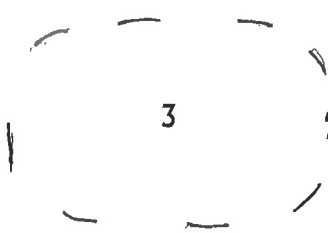
God, who at various times and in various ways spoke... by the prophets, has in these last days spoken to us by His Son... Hebrews 1:1,2



Philip...said..."We have found Him of whom Moses...and also the prophets wrote--Jesus... John 1:45



And God... gave (Jesus) to be head over all things to the church, which is His body... Ephesians 1:22,23




Children, obey your parents in the Lord: for this is right. Ephesians 6:1



Greater love has no one than this, than to lay down one's life for his friends. John 15:13



O Lord...You know my sitting down and my rising up;... my thought ... my path ... my lying down, ...all my ways. Psalm 139:1-3



I am _____

IMPORTANT PEOPLE

1v



1p

2v



2p

3v



3p

4v



4p

5v



5p

6v



6p


I am _____

BIBLE TREASURES
Memory Verses
Part 2, Younger Students

God, who at various times and in various ways spoke... by the prophets, has in these last days spoken to us by His Son... Hebrews 1:1,2



Philip...said..."We have found Him of whom Moses...and also the prophets wrote--Jesus... John 1:45




And God... gave (Jesus) to be head over all things to the church, which is His body... Ephesians 1:22,23




Children, obey your parents in the Lord: for this is right. Ephesians 6:1



Greater love has no one than this, than to lay down one's life for his friends. John 15:13



O Lord...You know my sitting down and my rising up;... my thought ...my path ... my lying down, ...all my ways. Psalm 139:1-3



BIBLE TREASURES
Memory Verses
Part 2, Older Students


Lesson 9

God, who at various times and in various ways spoke in time past to the fathers by the prophets, has in these last days spoken to us by His Son, whom He has appointed heir of all things, through whom also He made the worlds; Hebrews 1:1,2



Lesson 10

Philip found Nathanael and said to him, "We have found Him of whom Moses in the law, and also the prophets, wrote--Jesus of Nazareth, the son of Joseph." John 1:45



Lesson 11

And He (God) put all things under His (Jesus) feet, and gave Him to be head over all things to the church, which is His body... Ephesians 1:22,23



Lesson 12

Children, obey your parents in the Lord: for this is right.
Ephesians 6:1




Lesson 13

Greater love has no one than this, than to lay down one's life for his friends. John 15:13



Extra:

O Lord, You have searched me and known me.
You know my sitting down and my rising up;
You understand my thought afar off.
You comprehend my path and my lying down,
And are acquainted with all my ways.
For there is not a word on my tongue,
But behold, O Lord, You know it altogether.
Psalm 139:1-4



Treasure Hunt, Part 2, BIBLE TREASURES-----All Students

#9



Jeremiah 30:1,2

#10



Matthew 1:21 Ἰησοῦς-

#11



Acts 11:26


----- ,

#12




1 Timothy 5:4

#13




Luke 15:6

#14

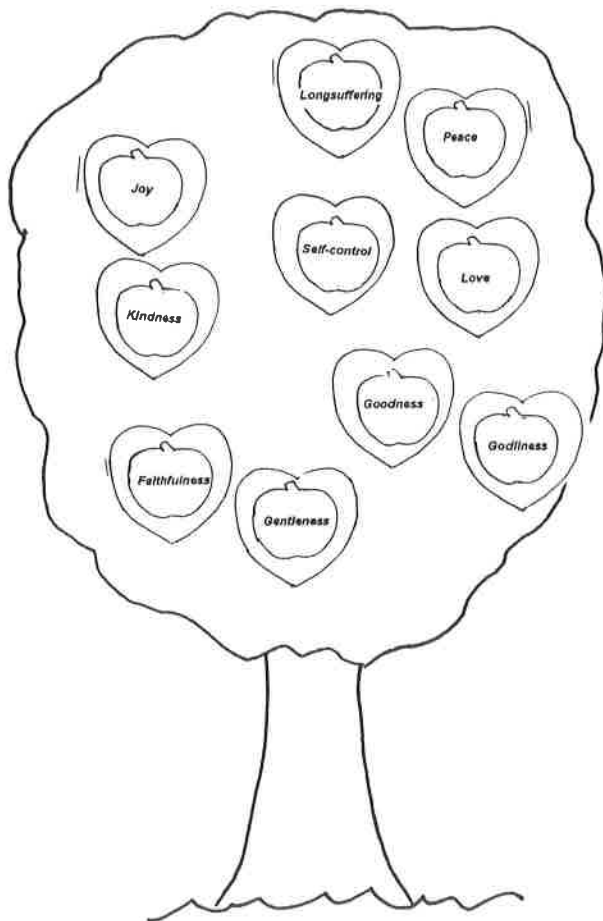



Psalms 119:73

BIBLE TREASURES



PARTS 3 and 4
THE FRUIT
OF
THE SPIRIT





15
LOVE

Jesus' teaching about:
God and neighbors -- Matthew 22:34-40;
enemies -- Luke 6:27-36;
obedience shows love -- John 14:15, 21, 23-24



Trace the pattern of a heart around those we must love.

God

Jesus

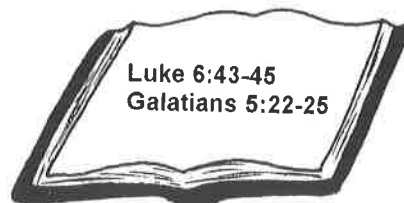
neighbors


Christians

enemies

our family

friends





16
JOY

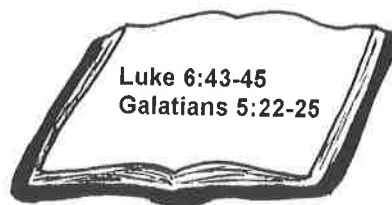
The Ethiopian man -- Acts 8:26-39



Make a smiley face in the letter "O" of the word Joy.
Trace a heart around the smiley face to show where joy comes from.

JOY

Why do Christians have joy?





17
PEACE

Abigail, the peacemaker -- 1 Samuel 25:2-42



Trace the pattern of the dove around the things Abigail gave David in order to make peace with him. Color only the things inside the dove shape.



houses



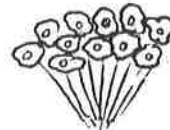
loaves of bread



5 cooked sheep



roasted grain
2 skins of wine



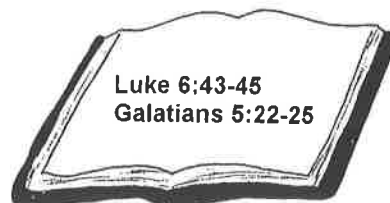
flowers



100 clusters of raisins
200 cakes of figs



servants





18

LONGSUFFERING

Paul & Barnabas -- Acts 14:1-7, 21-22



Follow the instructions of the teacher as she reads them.

Circle those who believed the preaching and did not listen to the unbelievers.

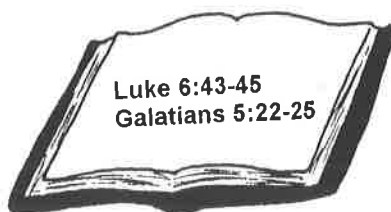
Cross out those who spoke and acted bad toward Paul and Barnabas.

Trace a star around those who continued to preach and endured trouble without revenge.

Trace a diamond around the one to whom the kingdom belongs.



Jesús



KINDNESS

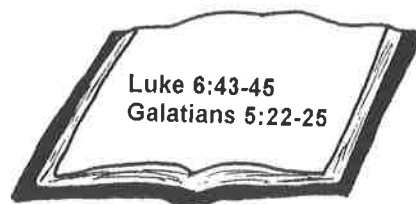
David and Mephibosheth -- 2 Samuel 4:4; 9:1-13

**What Can You Share?**

Draw at least three things.


Draw the people with whom you can share them.

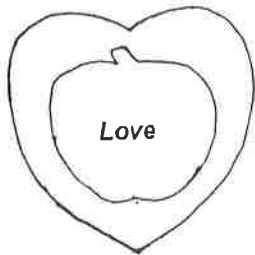
Draw a line from the person/persons to the thing you can share.

THINGS**PEOPLE**

REVIEW for the younger students

Paste the fruit on the tree.
Repeat the memory section.





15 LOVE

Jesus' teaching about:
God and neighbors -- Matthew 22:34-40;
enemies -- Luke 6:27-36;
obedience shows love -- John 14:15, 21, 23-24



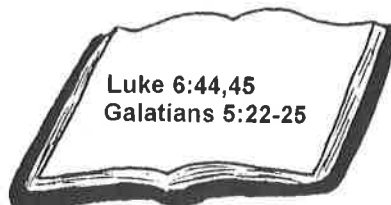
Crossword Puzzle ACROSS

4. Love is one of the fruits of the _____.
7. God sent His only _____ to die for us.
10. We show we love God if we obey his _____.
12. We must love _____, not just God.
13. We must love our neighbors the way we love this person.
16. Who must we love first?

DOWN

1. Jesus said, "Love your _____ as yourself."
2. The Bible is the _____ of God.
3. Love is a _____ of the Spirit.
4. Something we have to love God with.
5. God's son.
6. Another thing we have to use to love God with.
8. Even though it is hard, we have to love these people.
9. Another thing we have to use to love God with.
11. To obey is to _____ the commandments.
14. When we do this to God it shows that we love Him.
15. Another name for God and Jesus.

Decipher the key words:



Word List
enemies
yourself
heart
others
commandments
son
mind
Jesus
keep
neighbor
fruit
Spirit
obey
soul
Lord
word
God




" 'You shall _____ the
Lord your God with all your heart, with
all your soul, and with all your mind.'"


"This is the first and great
commandment. "And the second is like it:



'You shall _____
your neighbor as yourself.' Matthew 22:37-39.

Draw a Heart around those we must love.





16
JOY

The Ethiopian man -- Acts 8:26-39

In order to finish the story, paste the pictures in the correct places.



An angel told to go to the road that goes from Jericho

to Gaza. On the way he met an who was the queen's treasurer. The

had been in Jerusalem to worship. Now he was on his way home in a

. He was reading the of Isaiah the prophet. The Spirit of God told

to go to the . He heard the reading the .

asked, "Do you understand what you are reading?" The
answered, "How can I if no one explains it to me?" He invited to

sit in the with him. explained that the scripture he was

reading told about Jesus. When they came to some , the man

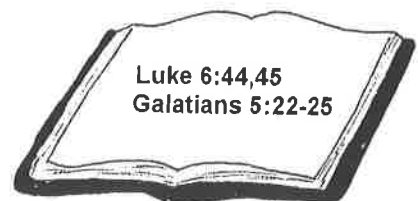
asked to be baptized. baptized him and the went on his

trip rejoicing because now Jesus had washed away his sins.

Decipher the key word:



And the disciples were filled with _____
and with the Holy Spirit. Acts 13:52





17

PEACE

Abigail, the peacemaker -- 1 Samuel 25:2-42

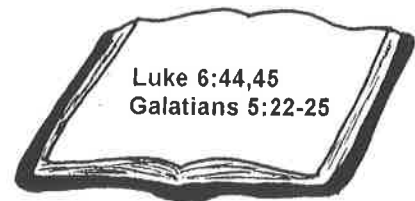
There are 3 main people in the story: Nabal, Abigail & David.

By each statement, write the name of the person to whom it belongs.



1. I was a wealthy man who lived at Carmel.
2. I was intelligent and beautiful.
3. I was surly and mean in my business.
4. I sent men to ask politely for food.
5. I had treated Nabal's servants well.
6. I answered the messengers with insults.
7. When I heard what happened I took 400 men to kill the other man & his men.
8. When I heard what Nabal had done, I quickly gathered food & loaded donkeys.
9. I pleaded that David pay no attention to wicked Nabal.
10. I asked for forgiveness for the way the messengers were treated.
11. I asked that there be no needless killing.
12. I praised God for keeping me from avenging myself.
13. I accepted the gifts and listened to the plea.
14. I had a drunken feast that night.
15. Next morning when I was told what happened, the Lord struck me dead.
16. I became David's wife.

Decipher the key words.



Pursue _____ with all people, and holiness, without which no one will see the Lord: Hebrews 12:14



LONGSUFFERING

Paul & Barnabas -- Acts 14:1-7, 21-22




FIND THE WORD PUZZLE

Follow the instructions of the teacher as she reads them.

1. Circle 2 words that describe how Paul & Barnabas acted when the unbelievers stirred up trouble against them.
2. Circle the word that says what Paul & Barnabas did instead of getting angry and quitting when the trouble began.
3. Circle the word that tells what Paul & Barnabas did when they heard that the Jews wanted to stone them.
4. Circle the word that completes what they said to the Christians to encourage them when they returned later. "We must through many _____ enter the kingdom of God."

PREACHED
LONGSUFFERING
TRIBULATIONS
PATIENCE
FLED

POIUYTAIQEPNCXZA
TLUOTRIBULATIONS
FLLLS TTTT LTRGIDE
LONGSUFFERINGIXV
EOLNTFICTDEIHOFH
DRLTRUICXNNLOETB
XARYUOPREACHEDSF
RICHESXIETELOPFE
VREFHATEDHOKPQIN
EGUIVBXDLJPNBEUI



Fill in the missing words of these verses that tell how Paul acted in his Christian life.

But in all *things* we commend ourselves as ministers of God, in much _____,
in tribulations, in needs, in distresses, 5 in stripes, in imprisonments,
in tumults, in labors, in sleeplessness, in fastings; 6 by purity, by knowledge,

by _____, by kindness, by the Holy Ghost, by sincere _____,
7 by the word of truth, by the power of God, by the armor of righteousness on the right
hand and on the left, 2 Corinthians 6:4-7

++++
Decipher the key word:

But you have carefully followed my doctrine, manner of life, purpose, faith,



love, 2 Timothy 3:10



19

KINDNESS

David and Mephibosheth -- 2 Samuel 4:4; 9:1-13

Draw a star in front of the things that show kindness.

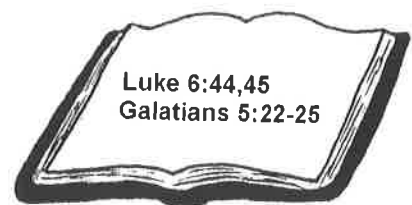



1. Mocking an old man.
2. Tormenting your sister with noise when she is studying.
3. Helping Dad clean up the messy yard, without being asked.
4. Speaking softly and gently.
5. Teasing your little brother to make him cry.
6. Looking for ways to help Mother.
7. Taking your sister's seat when she goes to get a drink.
8. Giving to the poor.
9. Picking up the things your sister dropped.
10. Whispering when your mother is taking a nap.

Kindness is a way to show love. When you help the poor you are not only being kind but you are also making treasures in heaven. Read Luke 12:33-34. Fill in the missing words.

"Sell what you have and _____; provide yourselves money bags which do not grow old, a _____ in the _____ that does not fail, where no thief approaches nor moth destroys. For where your _____ is, there your _____ will be also."

Decipher the key word:



And be _____ to one another, tenderhearted, forgiving one another, just as God in Christ forgave you. Ephesians 4:32

REVIEW for the older students

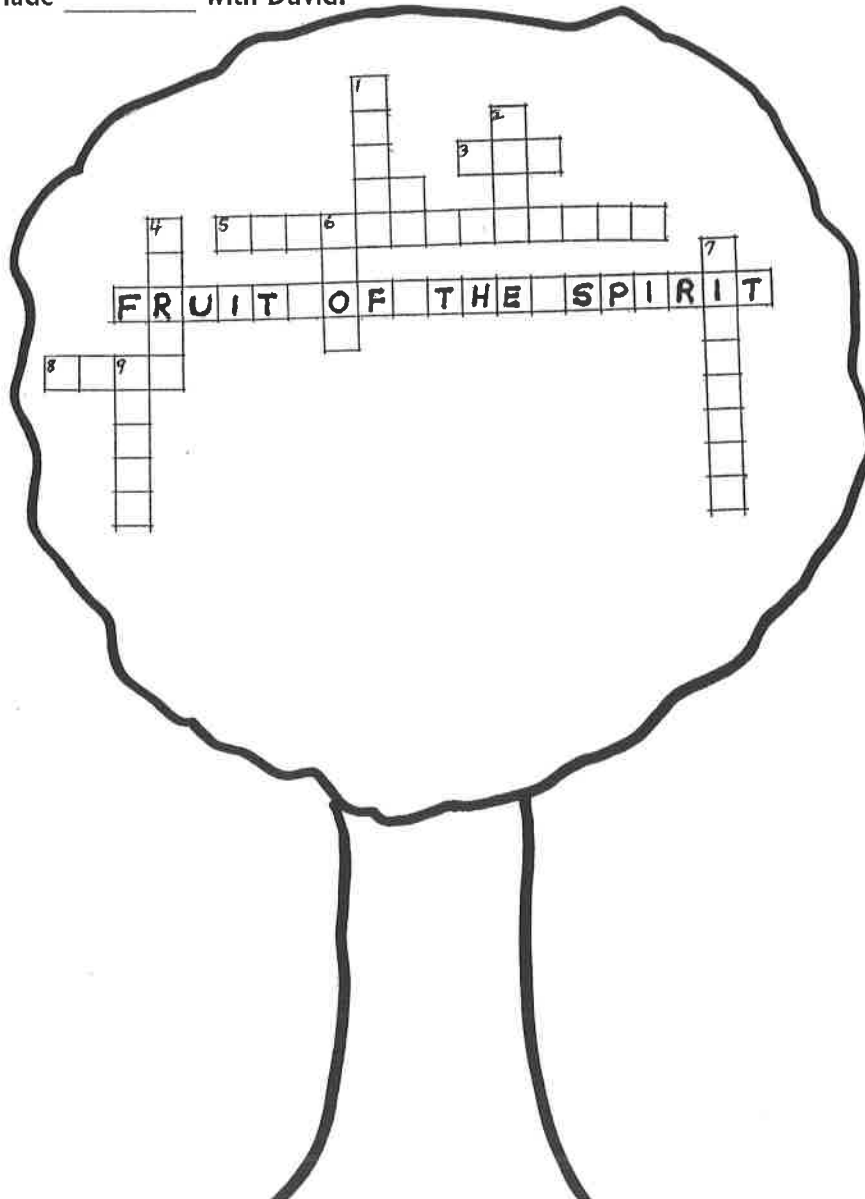
CROSSWORD PUZZLE

ACROSS

3. The man from Ethiopia had _____ after he was baptized.
 5. Paul and Barnabas showed this fruit toward the unbelieving Jews.
 8. Praise is the fruit of the _____. Heb. 13:15

DOWN

1. We want to have good fruit because God raised _____. Rom. 7:4
 2. _____ is the fruit that we must have toward God, neighbors and enemies.
 4. Doing good _____ makes us fruitful. Col. 1:10
 6. God wants us to have _____ fruit in our lives.
 7. What was the fruit that David showed toward Mephibosheth?
 9. Abigail made _____ with David.



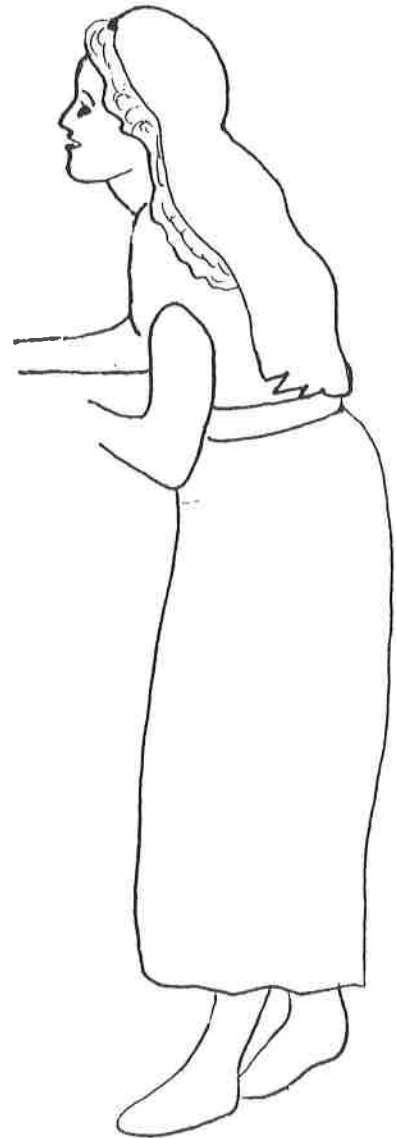
Word List
 joy
 good
 works
 Jesus
 kindness
 peace
 love
 longsuffering
 lips



21
GOODNESS
Dorcas -- Acts 9:36-42



Finish the picture by tracing the patterns of what Dorcas made.





22
FAITHFULNESS
Daniel and the lions -- Daniel 6



Trace the place where Daniel prayed 3 times a day because he was faithful to God.



Trace the animals that did not hurt Daniel because he was faithful to God.




23

GENTLENESS

Moses -- Numbers 12:1-16



Color the picture of Moses listening with patience to his brother and sister when they were talking to him in a bad way.






24

SELF-CONTROL

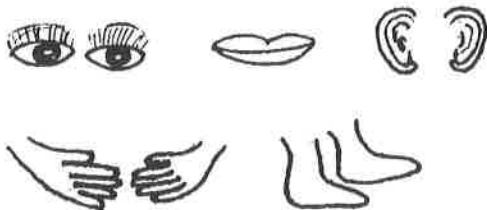
David and Saul -- 1 Samuel 26:1 to 27:2



Circle the picture of someone using self-control. Then color it.



Which of these things should you control?
Draw a circle around the ones named.






25

GODLINESS

Daniel and his friends -- Daniel 1


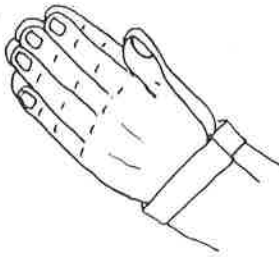

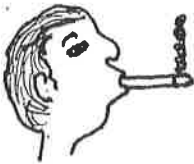


Trace the correct pattern on top of each thing.

If it is something a godly person does or uses, trace YES.

If it is something a godly person should not do or use, trace NO.

Color the words YES and NO.

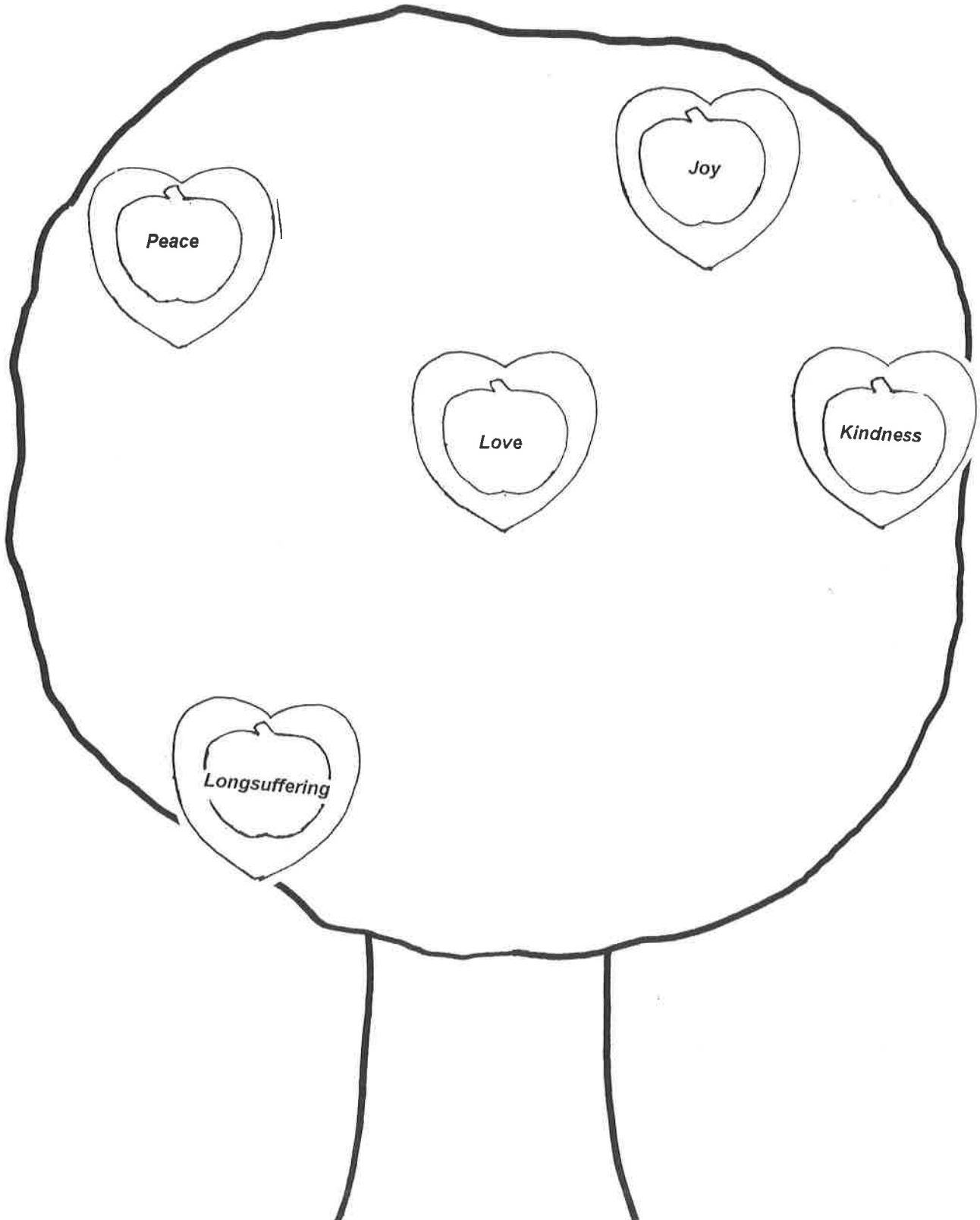



REVIEW for the younger students

Finish the tree that you began in Lesson 20.

Add more fruit.

Repeat the memory verses.





21
GOODNESS
Dorcas -- Acts 9:36-42



Using the letters in the List of words,
fill each space with a word in order to say something about goodness.

G _ _ gives us things so we can help others.

O _ _ _ _ _ . Look for these to help others.

O _ _ _ your heart when you learn of someone's need.

D _ _ _ _ something good for someone who treats you
bad is a good work.

W _ _ _ so that you have something to share with others.

O _ _ _ _ . If you love these people you will do good things for them.

R _ _ _ _ someone in trouble.

K Help all k _ _ _ _ of people.

S _ _ _ _ _ others is a way to be like Jesus our Savior.

List of words

rescue
God
work
opportunities
doing
kinds
open
serving
others



Name 4 people in the Bible who did good works.

Acts 9:36 _____ Acts 10:1,2 _____

Romans 15:25 (1:1) _____ Acts 2:44,45 _____

Name 3 people who did NOT do good works.

Luke 12:16-21 _____ Luke 16:19-21 _____

Luke 18:18-22 _____

Decipher the key words:

...let our people also learn
to maintain _____



for necessary uses, that they be not unfruitful. Titus 3:14



FAITHFULNESS

Daniel and the lions -- Daniel 6



In the chart below, Satan is represented by a lion. He is tempting you to sin. From the list of paste one that you can use to help you be faithful to God and not sin.

Tell a lie.



You're hungry; so take some cookies. Nobody will know.



Hit her. She hit you first.



Copy your friend's homework. You don't have time to do your own work.



Tell your mother that it isn't fair for you to wash dishes again.




2 Peter 1:5-8

Decipher the key word:



Be _____ until death, and I will give you the crown of life. Revelation 2:10



23

GENTLENESS

Moses -- Numbers 12:1-16



Cross out the wrong words or phrases so that the story tells the truth.

Miriam and Aaron began (to praise, to talk against, to ignore) Moses

because they did not like his wife. They said, ("Look at the terrible thing Moses has done." "Moses thinks he is so great." "Has God spoken only to Moses?") The LORD

heard them and called them, saying, "Come to the (mountain, Tent of Meeting, sea).

God came down in (fire, a cloud, the fog) and spoke to (the congregation, Moses, Aaron and Miriam). He said, "Moses is (proud, faithful, angry). I speak to him (in

visions, in dreams, face to face)." God was (happy, sad, angry) with Aaron and Miriam. (Miriam, Aaron, Moses) was punished with (cancer, infection, leprosy).

Moses who was a gentle, caring man called out to God, ("Make Aaron a leper too!"

"Thank you, God!" "Please heal her!") Miriam had to stay outside (the camp,

Moses' tent, the Tent of Meeting) for (70, 7, 10) days before she was healed.

Decipher the key word:

with all lowliness and



with longsuffering, bearing with one another in love,


Ephesians 4:2





SELF-CONTROL

David and Saul -- 1 Samuel 26:1 to 27:2



At the end of each sentence, write the name of the person in the story to whom it applies. Draw a circle around the name who showed great self-control.

1. I was king of Israel.
2. I was jealous of David.
3. I wanted to kill David.
4. I had tried many times to kill David.
5. I was hiding in the desert with many men.
6. I took many soldiers with me to find my enemy to kill him.
7. One night I was sleeping in the middle of my camp.
8. I saw the king sleeping and chose Abisai to go with me to the king's camp.
9. Abisai wanted to kill the king as he slept but I said "No."
10. I said it would be wrong to kill the king who was anointed by God.
11. I took the king's spear and bottle of water and left.
12. I called the king and his people, asking why they had not guarded the king.
13. I asked the king what I had done wrong for him to want to kill me.
14. I said I was the one who had done wrong in trying to kill David.
15. I returned the lance and water bottle to the king.
16. I left the place to go hide in another because I did not trust the king.
17. I returned home.



Decipher the key words:

... (Paul) reasoned about righteousness,



_____, and the


judgment to come, Acts 24:25



25

GODLINESS

Daniel and his friends -- Daniel 1



Separate what is holy and pure from what is unclean or impure.
Paste the small pictures and words in the correct column.

Holy and Pure

Unclean or Impure

Fill in the spaces: Daniel 1:8

"But Daniel purposed in his _____ that he would _____ himself with the
portion of the king's delicacies, nor with the _____ which he drank..."

*What is one of the most important words you can use in your whole life to be able to live a
godly life? It has two letters. _ _*

Decipher the key word:



_____ is profitable for all things,
having promise of the life that now is and of that which is to come. 1 Timothy 4:8

REVIEW for the older students

Crossword Puzzle

This puzzle includes what you have learned in both Part 3 and Part 4.

ACROSS

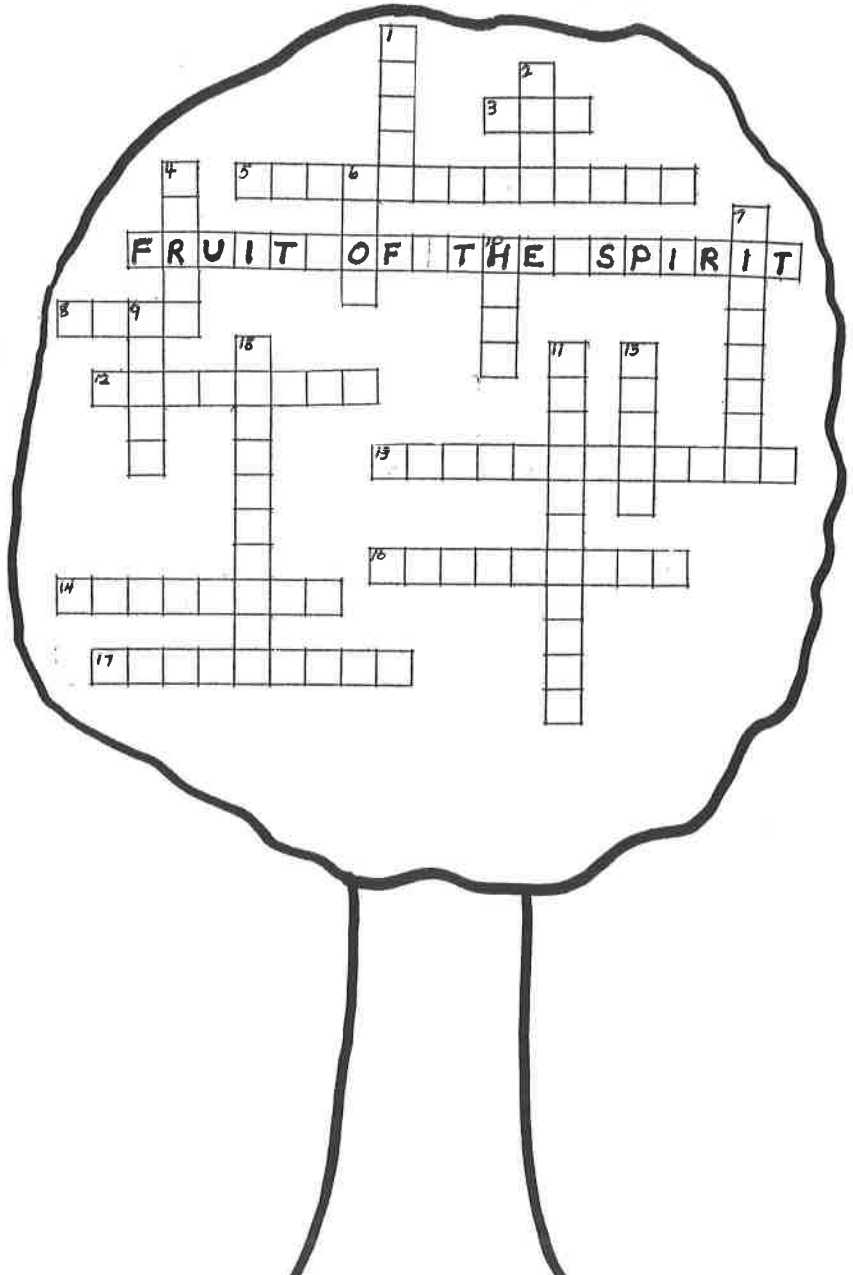
3. The man from Ethiopia had _____ after he was baptized.
5. Paul and Barnabas showed this fruit toward the unbelieving Jews.
8. Praise is the fruit of the _____. Heb. 13:15
12. Another word for longsuffering is _____.
13. The fruit of the Spirit called f _____ means to stand firm no matter what happens.
14. To do good works for other is to have g _____.
16. Daniel and his friends showed _____ by refusing the king's unclean food.
17. All the fruits of the Spirit are _____.

DOWN

1. We want to have good fruit because God raised _____. Rom. 7:4
2. _____ is the fruit that we must have toward God, neighbors and enemies.
4. Doing good _____ makes us fruitful. Col. 1:10
6. God wants us to have _____ fruit in our lives.
7. What was the fruit that David showed toward Mephibosheth?
9. Abigail made _____ with David.
10. God wants us to be _____. 1 Peter 1:15,16
11. David showed _____ by not killing Saul.
15. What book teaches us about the fruit of the Spirit?
18. Moses was a man with much _____.





WORD LIST

joy	self-control
works	patience
love	faithfulness
Jesus	gentleness
holy	goodness
good	godliness
peace	kindness
lips	longsuffering
Bible	treasures



Lesson 26 Page 2 Older Students, DECIPHER THE KEY WORDS


... pursue righteousness,         

faith,    , patience,






1 Timothy 6:11

Flee also youthful lusts; but pursue righteousness, faith, love,



with those who call on the Lord out of a pure heart.

2 Timothy 2:22

...as the elect of God,     and beloved, put on tender mercies,



humility, meekness,



;Colossians 3:12

for the fruit of the Spirit is in all



righteousness, and truth Ephesians 5:9

Lesson 26 Page 3 Older Students, DECIPHER THE KEY WORDS



To the saints and _____ brethren in Christ...

Colossians 1:2

+++++




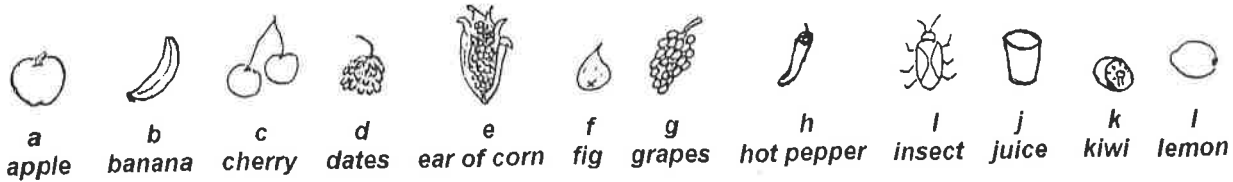
...may the God of hope fill you with all _____ and peace in believing, that you may abound in hope by the power of the Holy Spirit. Romans 15:13

+++++



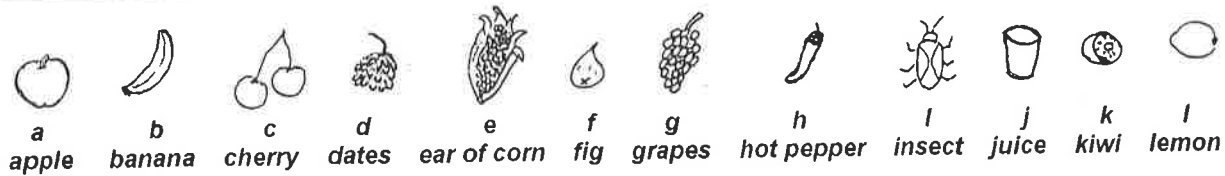
... continue in faith, love, and holiness, with



_____ . 1 Timothy 2:15



---Code key cards---



the Ethiopian

The eyes of the Lord
are in every place,
keeping watch on
the evil and the good.
Proverbs 15:3

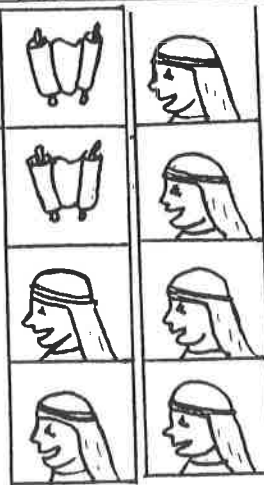
#22

...do good to those
who hate you, bless...
Luke 6:27,28

You shall not steal.
Exodus 20:15

...all liars shall have
their part in the lake
that burns with
fire and brimstone...
Revelation 21:8

#16



Philip

For memory verses
on cover



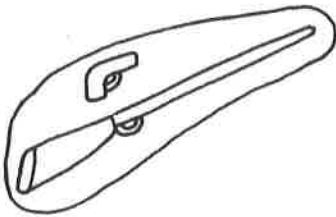
2 Peter 1:5-8


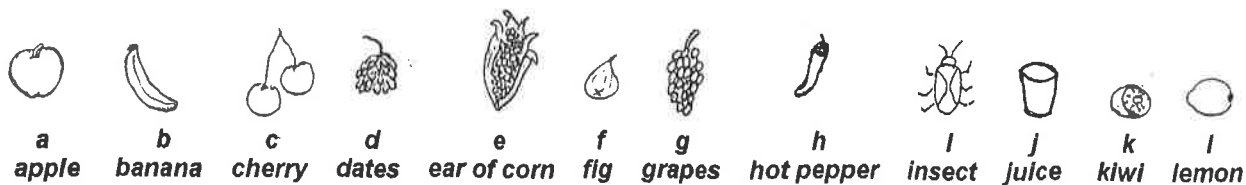
Luke 6:44-45

Galatians 5:22-25


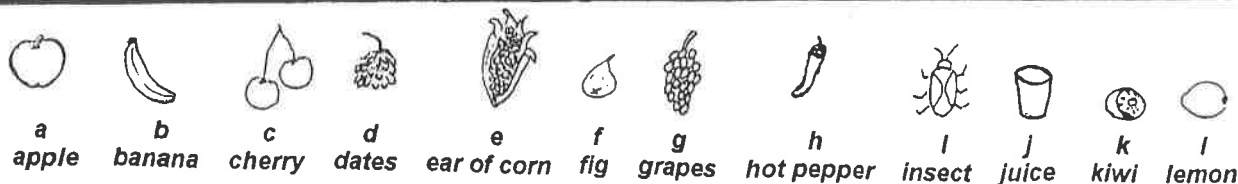
#25

good words fornication lying truth blessing do good for evil
love money witchcraft forgive peace dancing
good works patience Satan love disobey

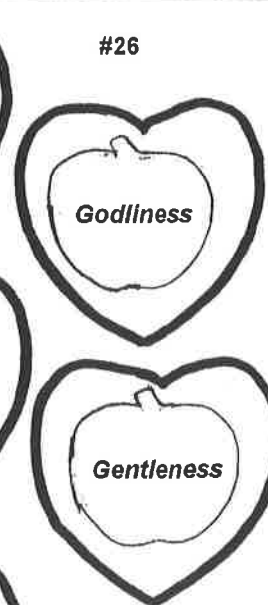







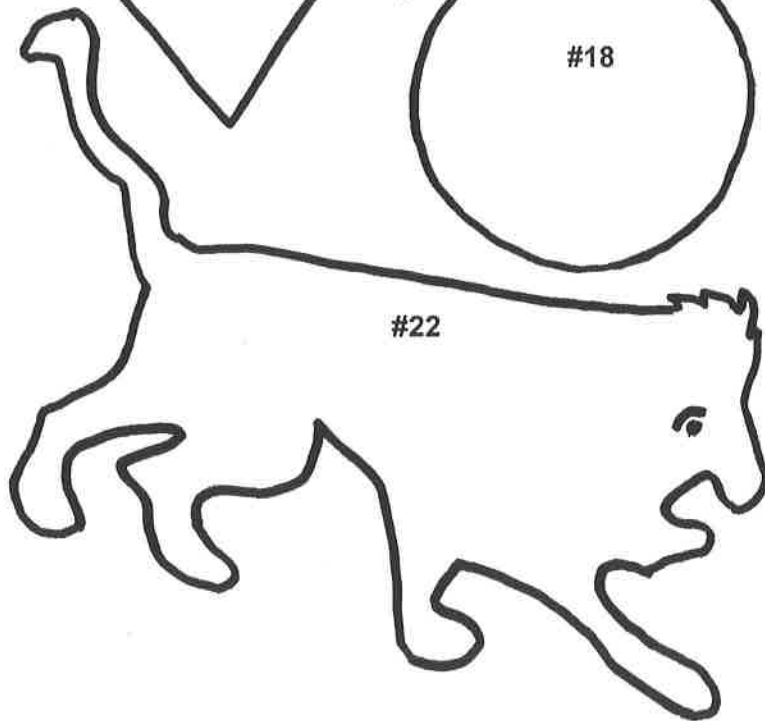
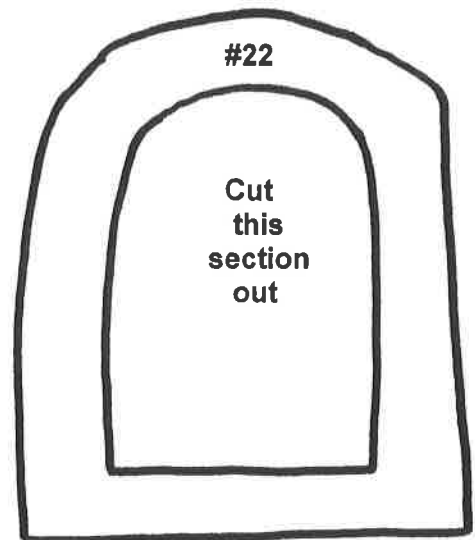

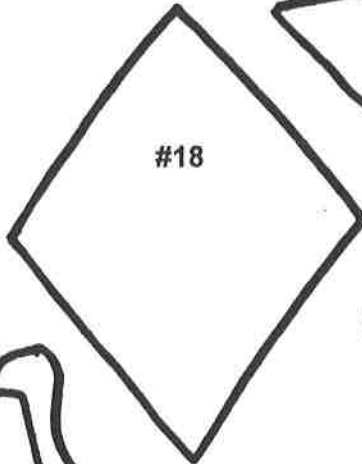
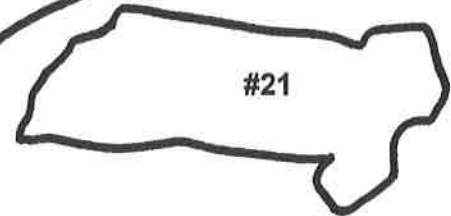


---Code key cards---



For memory verses on cover



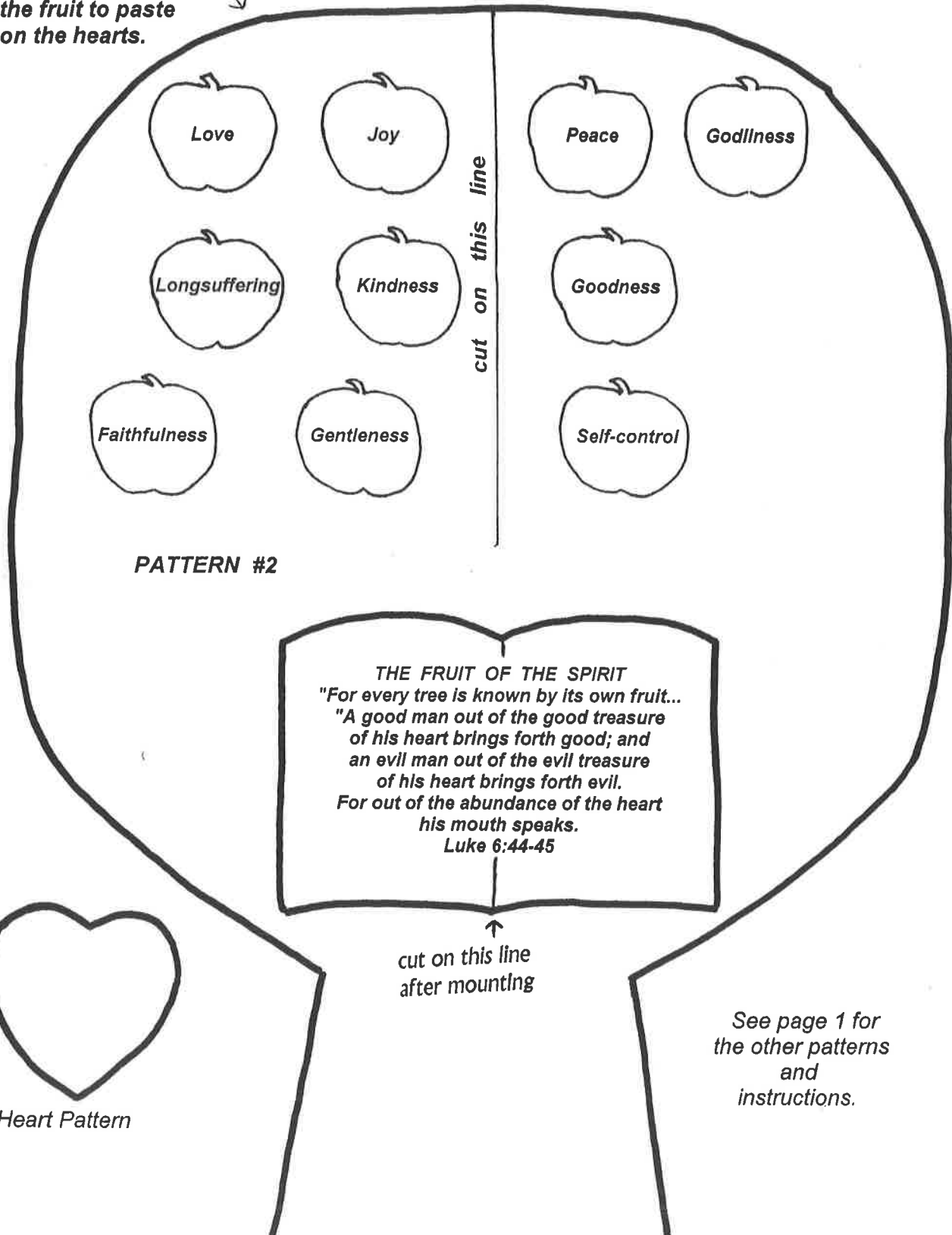
Page of Patterns for Worksheets, Parts 3 and 4,
for Younger Students



#25

Page 2 of Patterns and Instructions for PROJECT for Parts 3 and 4
The Fruit Tree
For All Students

Trace this pattern
BEFORE
you cut out
the fruit to paste
on the hearts.



Page 1 of Patterns and Instructions for The Fruit Tree PROJECT for Parts 3 and 4 For ALL Students

There are 2 pages:

Page 1 - Instructions and tree pattern #1.

Page 2 - Tree pattern #2. The heart pattern. The fruit and Bible verse to paste.

The Tree

1. Trace the 2 tree patterns.
They look alike but have different inner cutting lines which are important.
2. Cut both trees out of cardboard that is stiff enough to stand up.
Each student needs both trees, which fit together to make one tree.
3. Cut 4 more tree tops out of green paper.
Cut 4 trunks out of brown paper.
4. Paste the colored tree parts to both sides of the cardboard trees.
5. Cut the trees where indicated on the straight lines.
At these cuts, slide the 2 trees together to form one tree.
If needed, trim the bottom of the trunks so that the tree stands straight.
6. To stabilize the tree and keep the parts in place, paste a narrow folded strip of plain colored cardboard in the 4 angles at the bottom of the tree trunk.

The Fruit

1. The fruit to go on the tree is found on Page 2 of the project.
2. Using the pattern of a heart on Page 2, cut hearts out of colored paper.
Cut out the fruit. Paste the fruit on the hearts.
3. At the end of each lesson in Parts 3 and 4,
the student pastes the fruit for that lesson to his tree.
Optional Idea: attach the fruit to the tree with needle and thread so it hangs freely.
With the needle puncture the heart and then the tree. Knot the thread on the other side.
4. Lesson 26: Using the open Bible as a pattern,
cut a piece of cardboard of the same shape.
Paste the open Bible with Luke 6:44,45 on the piece of cardboard.
Cut a small slit on the line indicated.
The student attaches the open Bible at the top of the tree
by slipping the slit on the treetop.

PATTERN #1

cut on this line

*See page 2 for
the other patterns
and
the fruit and the Bible.*

THE TREASURE CHEST -- Patterns and Instructions -- Page 2

For ALL the students

How to make the chest:

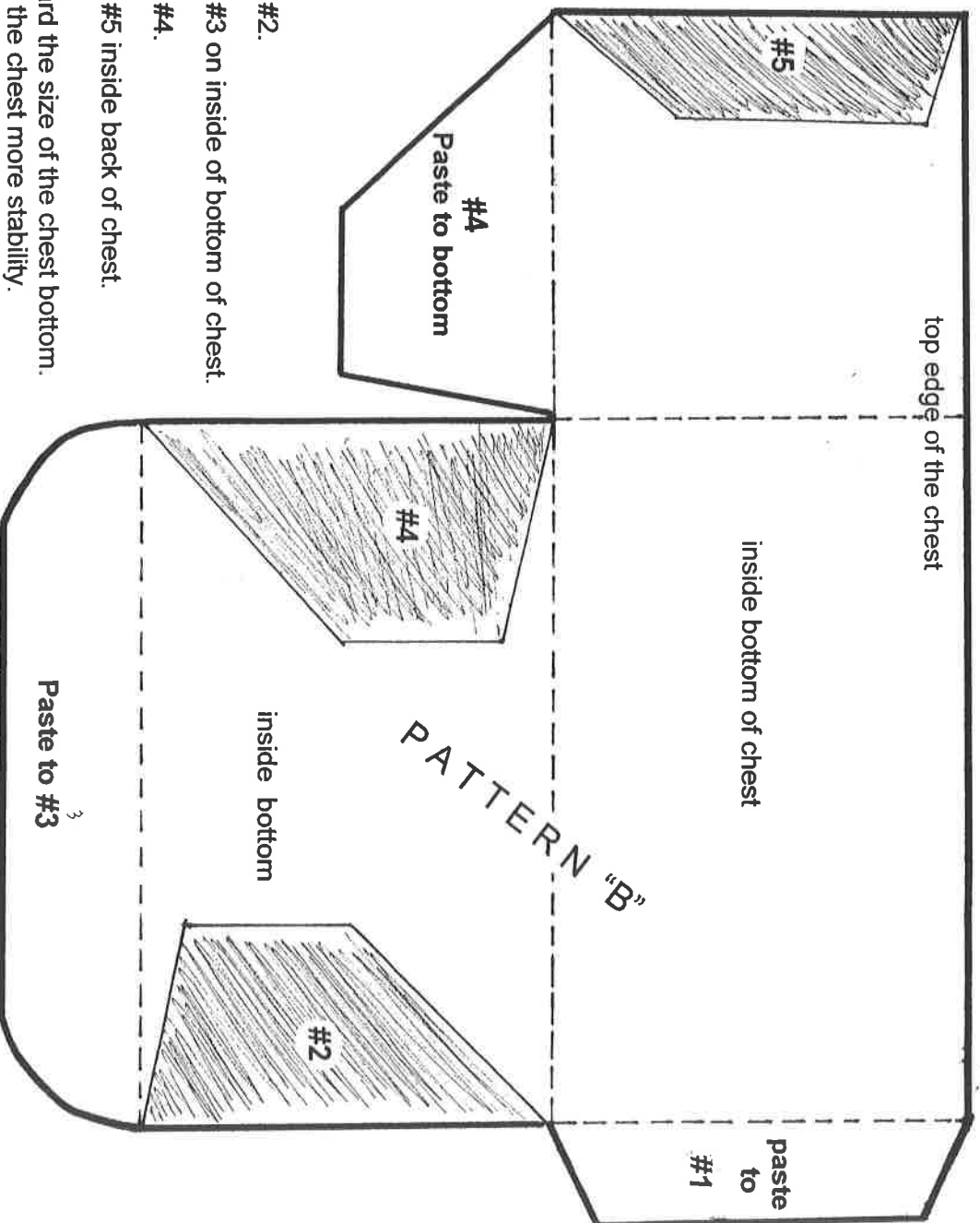
(Before you begin:

See page 1 with Pattern "A" for the general instructions.)

1. Photocopy Pattern "A" and Pattern "B" for each student.
2. Paste the back of the patterns to the cardboard.
3. Cut them out.

Apply paste only to shaded areas.

4. Paste tab #1 to the shaded space #1, matching "top edge of the chest".
5. Fold all the broken lines toward inside of chest.
6. Paste tab #2 to shaded space #2.
7. Paste tab #3 to shaded space #3 on inside of bottom of chest.
8. Paste tab #4 to shaded space #4.
9. Paste tab #5 to shaded space #5 inside back of chest.
10. Cut another piece of cardboard the size of the chest bottom. Paste it inside the bottom to give the chest more stability.
11. On the outside of the lid of chest, paste picture of Bible found on Pages of extra things, Part 1.



THE TREASURE CHEST -- Patterns and Instructions -- Page 1

For ALL the students

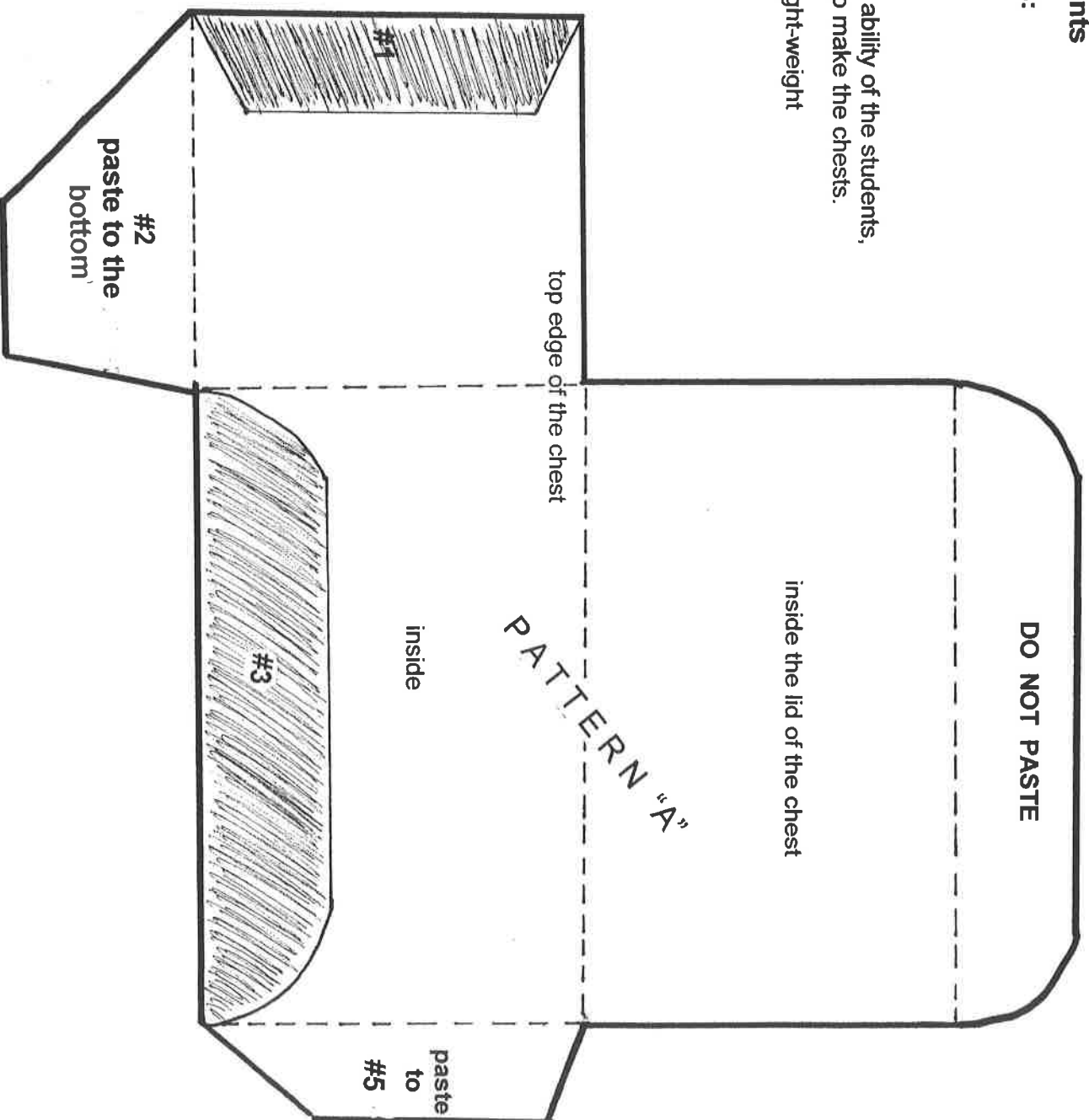
There are 2 pages of patterns:

PATTERN "A"
PATTERN "B".

General Instructions:

Decide, according to the ability of the students, if you or they are going to make the chests.

1. Make the treasure chest of light-weight cardboard.
2. Cut on dark solid lines.
3. Fold toward the inside of the chest on all the broken lines. Use the edge of a table to help make the folds better. When you finish the chest, all the lines and instructions will be inside the chest. The outside will be blank.
4. Apply the paste only to the shaded areas.
5. Paste all tabs so they will be inside the chest. When you paste, keep all "top edge of chest" lines even with each other.



(See Page 2 with "PATTERN B" for more instructions)

BIBLE TREASURES
Memory Verses
Part 3, Older Students

But the fruit of the Spirit is
love, joy, peace, longsuffering,
kindness, goodness, faithfulness,
gentleness, self-control.
Against such there is no law.

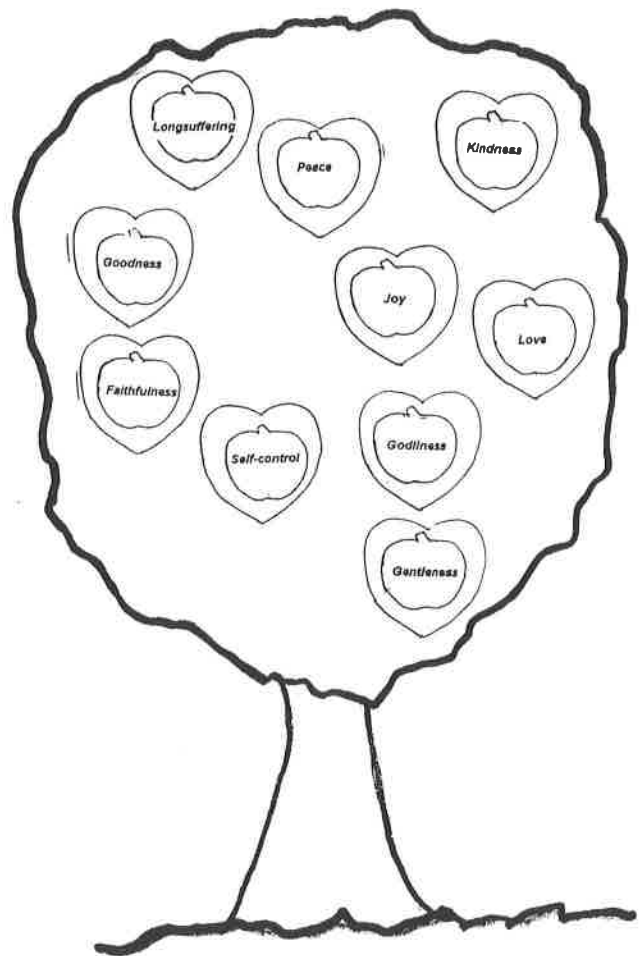
And those who are Christ's
have crucified the flesh
with its passions and desires.

If we live in the Spirit,
let us also walk in the Spirit.
Galatians 5:22-25

For a good tree
does not bear bad fruit,
nor does a bad tree
bear good fruit.

For every tree is known by its own fruit...

A good man out of the good treasure
of his heart brings forth good;
and an evil man out of the evil treasure
of his heart brings forth evil.
For out of the abundance
of the heart his mouth speaks.
Luke 6:43-45



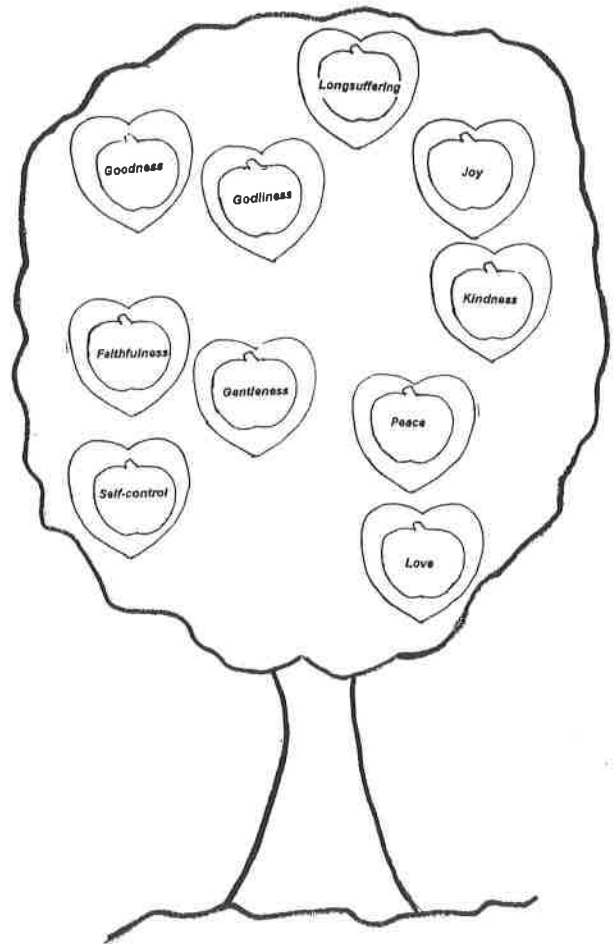
BIBLE TREASURES
Memory Verses
Part 3, Younger Students

But the fruit of the Spirit is
love, joy, peace, longsuffering,
kindness, goodness, faithfulness,
gentleness, self-control.
Against such there is no law...

If we live in the Spirit,
let us also walk in the Spirit.
Galatians 5:22-25

...every tree is known by its own fruit...

A good man
out of the good treasure
of his heart brings forth good;
and an evil man
out of the evil treasure
of his heart brings forth evil.
For out of the abundance
of the heart his mouth speaks.
Luke 6:43-45



BIBLE TREASURES
Memory Verses
Part 4, All the Students

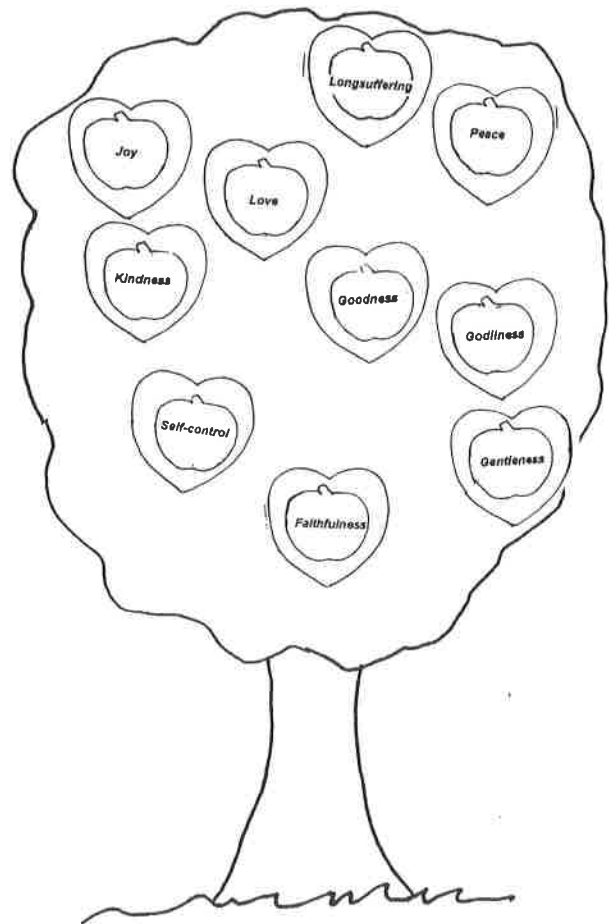
But also
for this very reason,
giving all diligence,
add to your faith virtue,
to virtue knowledge,

to knowledge self-control,
to self-control perseverance,
to perseverance godliness,

to godliness brotherly kindness,
and to brotherly kindness love.

For if these things
are yours and abound,
you will be neither barren
nor unfruitful
in the knowledge
of our Lord Jesus Christ.

2 Peter 1:5-8



Treasure Hunt, Part 3, BIBLE TREASURES

#15

1 John 4:16



#16

3 John 4



#17

Psalm 34:14



#18

Ephesians 4:2





#19

2 Samuel 2:6



#20

Matthew 7:17



Treasure Hunt, Part 4, BIBLE TREASURES

#21

Romans 15:14



#22

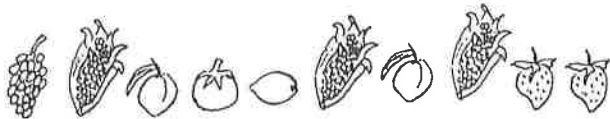
Matthew 25:21



----- (servant)

#23


Philippians 4:5



#24

Titus 1:8





#25

1 Timothy 6:6



#26

Ephesians 5:9

Fruit of the